



REINA
DESIGNER RADIATOR

2023-2024

ALUMINIUM RADIATORS

BELVA VERTICAL	24
BOLCA	38
BOLCA	39
BOLCA	40
BRENTA BRASS	6
BRENTA COPPER	8
BRENTA STONE	7
BRENTA TRAVERTINE	9
BURTON	25
CASINA HORIZONTAL	15
CASINA VERTICAL	14
DELIA	22
FANO	32
FANO	33
FANO	34
FERMO	35
FERMO	36
FERMO	37
LARGA HORIZONTAL	13
LARGA VERTICAL	12
NEVAL HORIZONTAL DOUBLE	19
NEVAL HORIZONTAL SINGLE	21
NEVAL VERTICAL DOUBLE	18
NEVAL VERTICAL SINGLE	20
NEWBURY	28
PICOLI	41
RAGANO	23
RONCHI	29
VEROLI	31
VICARI HORIZONTAL	17
VICARI VERTICAL	16
VIVARO	30
WINCHESTER ANTIQUE COPPER	11
WINCHESTER ANTIQUE SILVER	10
YORK CHROME - WHITE	27
YORK GOLD - BLACK	26

COLUMN RADIATORS

2 COLUMN COLONA HORIZONTAL	47
2 COLUMN COLONA VERTICAL	45
3 COLUMN COLONA HORIZONTAL	47
3 COLUMN COLONA VERTICAL	45
4 COLUMN COLONA HORIZONTAL	47
COLONA 2 COLUMN HORIZONTAL LAQUER	43
COLONA 2 COLUMN VERTICAL LAQUER	42
COLONA 3 COLUMN HORIZONTAL LAQUER	43
COLONA 3 COLUMN VERTICAL LAQUER	42

MILD STEEL RADIATORS

ALETTA CHROME - ALETTA ANTHRACITE & WHITE	65
ANCORA	68
BONERA HORIZONTAL	59
BONERA VERTICAL	58
BORDA	69
CONEVA HORIZONTAL	49
CONEVA VERTICAL	48
COREDO CHROME - COREDO WHITE & ANTHRACITE	62
DIMARO CHROME - DIMARO WHITE & ANTHRACITE	63
FIORE	66
FLAT HORIZONTAL SINGLE - FLAT HORIZONTAL DOUBLE	55
FLAT VERTICAL SINGLE - FLAT VERTICAL DOUBLE	54
GRANDE CHROME - GRANDE ANTHRACITE - WHITE	64
LINE	67
NEVA HORIZONTAL SINGLE - NEVA HORIZONTAL DOUBLE	52
NEVA VERTICAL SINGLE - NEVA VERTICAL DOUBLE	51
NEVAH	53
RIONE DOUBLE	61
RIONE SINGLE	60
SLIMLINE HORIZONTAL	57
SLIMLINE VERTICAL	56

ALIANO	105
ARBORI CHROME - ARBORI WHITE AND ANTHRACITE	96
ASHEN	82
AVOLA	79
BRENO	101
CARPI	106
CHISA CHROME - CHISA ANTHRACITE AND WHITE	89
CLARO	108
DORA CHROME - DORA ANTHRACITE	80
ELISA CHROME - ELISA BLACK	99
ELTHAM	109
ELVINA	94
ELVINA 2	95
FLORINA CHROME - FLORINA ANTHRACITE	90
GLORA CHROME - GLORA ANTHRACITE	83
GRACE CHROME - GRACE ANTHRACITE AND WHITE	88
KALE	86
LAGO 1 CHROME & BLACK - LAGO 2 CHROME & BLACK	100
LECCO	81
MARCO	104
MATERA CHROME - MATERA ANTHRACITE	98
NARDO	85
NEVA HORIZONTAL CHROME	71
NEVA VERTICAL CHROME	70
NOLA	102
OSIMO	72
PETTINO	78
PIENZA	73
PIETRA CHROME - PIETRA ANTHRACITE	76
REFLECT	74
REZZO BLACK - REZZO CHROME	84
SERENA CHROME - SERENA ANTHRACITE	97
SERPE CHROME - SERPE ANTHRACITE	92
SEZIA	91
SORI CHROME - SORI ANTHRACITE- WHITE	77
TEANO	103
TICINO CHROME - TICINO ANTHRACITE	93
TODI BLACK - TODI CHROME	75
TRENTO	107
VASTO	87

TRADITIONAL RADIATORS

ALICIA	111
CAMDEN	113
OXFORD	112
VICTORIA	110

TOWEL RAILS

CAPO ANTHRACITE FLAT	121
CAPO BLACK FLAT	120
CAPO CHROME FLAT & CURVED OPTIONS	119
CAPO WHITE FLAT	122
DIVA - 25mm TOWEL RAIL	115
DIVA ANTHRACITE FLAT	117
DIVA BLACK FLAT	116
DIVA WHITE FLAT	118
OTTONE	123

STAINLESS STEEL

ADORA	137
ALENTO	133
ARDEN	151
ARTENA BRUSHED SINGLE	168
ARTENA BRUSHED DOUBLE	169
ARTENA POLISHED SINGLE	166
ARTENA POLISHED DOUBLE	167
BELBO	129
BIVANO	144
CAPELLI	134
CAVO	140
CELICO	136
DENO	147
EGNA	139
ELVO	148
ENTICE	143
EOS	125
FLOX HORIZONTAL SINGLE	155
FLOX HORIZONTAL DOUBLE	155
FLOX VERTICAL DOUBLE	156
FLOX VERTICAL SINGLE	157
GROSSO	130
HELIN	146
KREON	154
LOVERE	142
LUNA FLAT	127
MINA	150
MISA	132
NEROX BRUSHED SINGLE	162
NEROX BRUSHED SINGLE	163
NEROX BRUSHED DOUBLE	164
NEROX BRUSHED DOUBLE	165
NEROX POLISHED SINGLE	158
NEROX POLISHED SINGLE	159
NEROX POLISHED DOUBLE	160
NEROX POLISHED DOUBLE	161
PIAZZA	131
PIZZO	152
RICADI	135
RIESI	153
RIMA	138
SAVIO	128
SCALO	141
SQUARE	145
TROISI	149

ELECTRIC RADIATOR

ARNAGE DRY ELECTRIC	170
CAPO ANTHRACITE FLAT ELECTRIC	187
CAPO BLACK FLAT ELECTRIC	186
CAPO CHROME FLAT CURVED ELECTRIC	185
CAPO FLAT WHITE ELECTRIC	188
DIVA ANTHRACITE FLAT ELECTRIC	183
DIVA BLACK FLAT ELECTRIC	182
DIVA CHROME FLAT ELECTRIC - CURVED ELECTRIC	181
DIVA WHITE FLAT ELECTRIC	184
GIA ELECTRIC	171
INES	175
MAIRA	174
MAIA HORIZONTAL	177
MAIA VERTICAL	176
NIKA HORIZONTAL	179
NIKA VERTICAL	178
ORNE DRY ELECTRIC	173
RANCE DRY ELECTRIC	172

VALVES

VALVES	189
--------------	-----

ACCESSORIES

Low Temperature Element	195
Mini Round Thermostatic Control Unit (ELMMRN)	194
On/Off Touch Element (ELMOOT)	194
Standard Heating Element	195
Touch Thermostatic Heating Element (Chrome, Anthracite)	195
Weekly Thermostatic Control	194
Wireless Programmable Thermostat	195

RAL AND SPECIAL COLOURS

RAL COLOURS CHART	196
SPECIAL RAL COLOURS	197

NOTES	198
-------------	-----

TERMS & CONDITIONS	199
--------------------------	-----



WELCOME TO OUR BROCHURE

Welcome to REINA – the UK’s leading supplier of designer radiators and heated towel rails.

Established in 2005 and still privately owned, REINA continues to design and create more products than any other company in this field, constantly leading the trend by combining the latest styles and functionality.

Everyone has their own sense of style and design, and that’s why REINA has created a range of products that meets the needs of every interior style.

Whether it is timeless classics or the latest in energy efficient designs, our radiators are now one of the most sort after products here in the UK.


Over the years we have worked to create, no matter what, the perfect home environment when it comes to home heating.

We are driven to understand how REINA products can transform interiors, to keep up with modern trends for the home. Our key criteria’s are-style, desirability, uniqueness, originality and innovation.

REINA adds excitement to the world of heating.

The REINA range of designer radiators are sure to encompass the perfect design for you.

No matter what the style or shape there is something for everyone. We continue to remain at the forefront of designer radiators and towel rails.



Why choose an aluminium radiator?

They use very low water content, which means they can heat up a lot quicker than other materials.

Will reduce your energy costs.

Lightweight and produce terrific heat outputs from even the smaller models.

Recycled Aluminium helps us all with our carbon footprint.

Perfect for ground source heat pumps

Supplied with a 5 Year Guarantee.

ALUMINIUM RADIATOR



BRENTA BRASS

Image shown 1800 x 608

Overall Height mm	Dimension Width mm	Pipe Centres mm	Wall to Pipe Centres mm	Wall Distance mm	Fuel Type	Heat Outputs ΔT 70°C		RRP PRICES EX.VAT
						Btu	Watts	
1800	404	404	36	63	C	6247	1832	£890.00
1800	608	608	36	63	C	9374	2749	£1290.00

6



Material
Aluminium

5

Year
Guarantee



Next Working
Day Delivery



C: CENTRAL HEATING | E: ELECTRIC | D: DUAL FUEL
For pipe centre measurement including valves add/subtract 90mm accordingly



ALUMINIUM RADIATOR



BRENTA STONE

Image shown 1800 x 608

Overall Height mm	Dimension Width mm	Pipe Centres mm	Wall to Pipe Centres mm	Wall Distance mm	Fuel Type	Heat Outputs ΔT 70°C		RRP PRICES EX.VAT
						Btu	Watts	
1800	404	404	36	63	C	6247	1832	£692.00
1800	608	608	36	63	C	9374	2749	£980.00



C: CENTRAL HEATING | E: ELECTRIC | D: DUAL FUEL
For pipe centre measurement including valves add/subtract 90mm accordingly



BRENDA COPPER

Image shown 1800 x 608

Overall Height mm	Dimension Width mm	Pipe Centres mm	Wall to Pipe Centres mm	Wall Distance mm	Fuel Type	Heat Outputs ΔT 70°C		RRP PRICES EX.VAT
						Btu	Watts	
1800	404	404	36	63	C	6247	1832	£692.00
1800	608	608	36	63	C	9374	2749	£980.00



BRENTA TRAVERTINE

Image shown 1800 x 608

Overall Height mm	Dimension Width mm	Pipe Centres mm	Wall to Pipe Centres mm	Wall Distance mm	Fuel Type	Heat Outputs ΔT 70°C		RRP PRICES EX.VAT
						Btu	Watts	
1800	404	404	36	63	C	6247	1832	£692.00
1800	608	608	36	63	C	9374	2749	£980.00



Material Aluminium



C: CENTRAL HEATING | E: ELECTRIC | D: DUAL FUEL
For pipe centre measurement including valves add/subtract 90mm accordingly

ALUMINIUM RADIATOR



silver

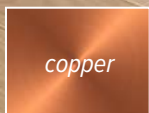


WINCHESTER ANTIQUE SILVER

Image shown 760 x 570

Overall Height mm	Dimension Width mm	Pipe Centres mm	Wall to Pipe Centres mm	Wall Distance mm	Fuel Type	Heat Outputs ΔT 70°C		RRP PRICES EX.VAT
						Btu	Watts	
760	310	310	117	202	C	8368	2454	£850.00
760	440	440	117	202	C	11713	3435	£1150.00
760	570	570	117	202	C	15059	4416	£1480.00





WINCHESTER ANTIQUE COPPER

Image shown 760 x 440

Overall Height mm	Dimension Width mm	Pipe Centres mm	Wall to Pipe Centres mm	Wall Distance mm	Fuel Type	Heat Outputs ΔT 70°C		RRP PRICES EX.VAT
						Btu	Watts	
760	310	310	117	202	C	8368	2454	£850.00
760	440	440	117	202	C	11713	3435	£1150.00
760	570	570	117	202	C	15059	4416	£1480.00



Material Aluminium

5 Year Guarantee




Next Working Day Delivery



C: CENTRAL HEATING | E: ELECTRIC | D: DUAL FUEL
For pipe centre measurement including valves add/subtract 90mm accordingly

ALUMINIUM RADIATOR



*white
texture*

*anthracite
texture*



LARGA VERTICAL

Image shown 1800 x 608 anthracite

Overall Height mm	Dimension Width mm	Pipe Centres mm	Wall to Pipe Centres mm	Wall Distance mm	Fuel Type	Heat Outputs ΔT 70°C		RRP PRICES EX.VAT WHITE-ANTHRACITE
						Btu	Watts	
1800	404	404	36	63	C	5950	1745	£496.00
1800	608	608	36	63	C	8921	2616	£698.00





*white
texture*

*anthracite
texture*



LARGA HORIZONTAL

Image shown 600 x 1220 white

Overall Height mm	Dimension Width mm	Pipe Centres mm	Wall to Pipe Centres mm	Wall Distance mm	Fuel Type	Heat Outputs ΔT 70°C		RRP PRICES EX.VAT WHITE-ANTHRACITE
						Btu	Watts	
600	608	608	36	63	C/E/D	3205	940	£334.00
600	812	812	36	63	C/E/D	4269	1252	£420.00
600	1016	1016	36	63	C/E/D	5333	1564	£510.00
600	1220	1220	36	63	C/E/D	6404	1878	£600.00



Material Aluminium



5 Year Guarantee



Next Working Day Delivery



C: CENTRAL HEATING | E: ELECTRIC | D: DUAL FUEL

For pipe centre measurement including valves add/subtract 90mm accordingly

ALUMINIUM RADIATOR



white
texture

anthracite
texture



CASINA VERTICAL

Image shown 1800 x 565 double anthracite

DOUBLE SINGLE

Overall Height mm	Dimension Width mm	Pipe Centres mm	Wall to Pipe Centres mm	Wall Distance mm	Fuel Type	Heat Outputs ΔT 70°C		RRP PRICES EX. VAT
						Btu	Watts	
1800	280	280	34	65	C	4354	1277	£350.00
1800	375	375	34	65	C	5806	1703	£440.00
1800	470	470	34	65	C	7257	2128	£534.00
1800	565	565	34	65	C	8708	2554	£626.00
1800	280	280	55	86	C	6706	1967	£500.00
1800	375	375	55	86	C	8941	2622	£640.00
1800	470	470	55	86	C	11176	3277	£790.00
1800	565	565	55	86	C	13410	3933	£930.00
TOWEL BAR IS AVAILABLE IN CHROME. WHITE AND ANTHRACITE (individual price)								£62.90





white texture

anthracite texture

CASINA HORIZONTAL

Image shown 600 x 1230 double white

Overall Height mm	Dimension Width mm	Pipe Centres mm	Wall to Pipe Centres mm	Wall Distance mm	Fuel Type	Heat Outputs ΔT 70°C		RRP PRICES EX.VAT WHITE-ANTHRACITE
						Btu	Watts	
600	470	470	34	65	C	2420	710	£290.00
600	660	660	34	65	C	3388	994	£340.00
600	850	850	34	65	C/E/D	4356	1277	£426.00
600	1040	1040	34	65	C/E/D	5322	1561	£510.00
600	1230	1230	34	65	C/E/D	6290	1845	£590.00
600	1420	1420	34	65	C/E/D	7259	2129	£674.00
600	470	470	55	86	C	3727	1093	£390.00
600	660	660	55	86	C	5218	1530	£520.00
600	850	850	55	86	C/E/D	6708	1967	£640.00
600	1040	1040	55	86	C/E/D	8196	2404	£760.00
600	1230	1230	55	86	C/E/D	9687	2841	£860.00
600	1420	1420	55	86	C/E/D	11179	3278	£990.00

SINGLE
DOUBLE



Material Aluminium



5 Year Guarantee



Next Working Day Delivery



C: CENTRAL HEATING | E: ELECTRIC | D: DUAL FUEL

For pipe centre measurement including valves add/subtract 90mm accordingly

ALUMINIUM RADIATOR



*white
texture*

*anthracite
texture*



VICARI VERTICAL

Image shown 1800 x 500 single white

	Overall Height mm	Dimension Width mm	Pipe Centres mm	Wall to Pipe Centres mm	Wall Distance mm	Fuel Type	Heat Outputs $\Delta T 70^{\circ}C$		RRP PRICES EX.VAT WHITE-ANTHRACITE
							Btu	Watts	
SINGLE	1800	300	300	34	65	C	4639	1360	£370.00
	1800	400	400	34	65	C	6165	1808	£470.00
	1800	500	500	34	65	C	7706	2260	£570.00
DOUBLE	1800	300	300	55	86	C	7144	2095	£520.00
	1800	400	400	55	86	C	9494	2784	£660.00
	1800	500	500	55	86	C	11868	3480	£810.00
TOWEL BAR IS AVAILABLE IN CHROME, WHITE AND ANTHRACITE (individual price)									£62.90





VICARI HORIZONTAL

Image shown 600 x 1200 single anthracite


Overall Height mm	Dimension Width mm	Pipe Centres mm	Wall to Pipe Centres mm	Wall Distance mm	Fuel Type	Heat Outputs ΔT 70°C		RRP PRICES EX.VAT WHITE-ANTHRACITE
						Btu	Watts	
600	400	400	34	65	C	2566	752	£240.00
600	600	600	34	65	C	3083	904	£334.00
600	800	800	34	65	C/E/D	4109	1205	£428.00
600	1000	1000	34	65	C/E/D	5138	1507	£530.00
600	1200	1200	34	65	C/E/D	6165	1808	£634.00
600	1400	1400	34	65	C/E/D	7194	2110	£732.00
600	400	400	55	86	C	3166	928	£310.00
600	600	600	55	86	C	4747	1392	£416.00
600	800	800	55	86	C/E/D	6329	1856	£532.00
600	1000	1000	55	86	C/E/D	7913	2321	£654.00
600	1200	1200	55	86	C/E/D	9494	2784	£790.00
600	1400	1400	55	86	C/E/D	11078	3249	£906.00

SINGLE
DOUBLE



C: CENTRAL HEATING | E: ELECTRIC | D: DUAL FUEL
For pipe centre measurement including valves add/subtract 90mm accordingly

ALUMINIUM RADIATOR



white
texture

anthracite
texture

NEVAL VERTICAL DOUBLE

Image shown 1800 x 522 white

Overall Height mm	Dimension Width mm	Pipe Centres mm	Wall to Pipe Centres mm	Wall Distance mm	Fuel Type	Heat Outputs ΔT 70°C		RRP PRICES EX.VAT
						Btu	Watts	
1800	286	286	55	94	C	7400	2170	£610.00
1800	345	345	55	94	C	8880	2604	£720.00
1800	404	404	55	94	C	10360	3038	£824.00
1800	463	463	55	94	C	11840	3472	£930.00
1800	522	522	55	94	C	13320	3906	£1040.00
TOWEL BAR IS AVAILABLE IN CHROME, WHITE AND ANTHRACITE (individual price)								£62.90





white
texture

anthracite
texture

NEVAL HORIZONTAL DOUBLE

Image shown 600 x 1171 white

Overall Height mm	Dimension Width mm	Pipe Centres mm	Wall to Pipe Centres mm	Wall Distance mm	Fuel Type	Heat Outputs $\Delta T 70^{\circ}C$		RRP PRICES EX.VAT
						Btu	Watts	
600	404	404	55	94	C	3444	1010	£390.00
600	581	581	55	94	C	4920	1443	£540.00
600	817	817	55	94	C/E/D	6888	2020	£740.00
600	994	994	55	94	C/E/D	8364	2453	£880.00
600	1171	1171	55	94	C/E/D	9840	2886	£1030.00
600	1407	1407	55	94	C/E/D	11808	3463	£1230.00



Material
Aluminium

5

Year
Guarantee



Next Working
Day Delivery



C: CENTRAL HEATING | E: ELECTRIC | D: DUAL FUEL
For pipe centre measurement including valves add/subtract 90mm accordingly

ALUMINIUM RADIATOR



white
texture

anthracite
texture



NEVAL VERTICAL SINGLE

Image shown 1800 x 463 anthracite

Overall Height mm	Dimension Width mm	Pipe Centres mm	Wall to Pipe Centres mm	Wall Distance mm	Fuel Type	Heat Outputs ΔT 70°C		RRP PRICES EX.VAT
						Btu	Watts	
1800	286	286	34	73	C	4710	1381	£425.00
1800	345	345	34	73	C	5652	1657	£496.00
1800	404	404	34	73	C	6594	1934	£568.00
1800	463	463	34	73	C	7536	2210	£640.00
1800	522	522	34	73	C	8478	2486	£712.00
TOWEL BAR IS AVAILABLE IN CHROME, WHITE AND ANTHRACITE (individual price)								£62.90



Material Aluminium

5

Year Guarantee



Next Working Day Delivery



C: CENTRAL HEATING | E: ELECTRIC | D: DUAL FUEL

For pipe centre measurement including valves add/subtract 90mm accordingly



white texture anthracite texture 

NEVAL HORIZONTAL SINGLE

Image shown 600 x 1407 anthracite

Overall Height mm	Dimension Width mm	Pipe Centres mm	Wall to Pipe Centres mm	Wall Distance mm	Fuel Type	Heat Outputs $\Delta T 70^{\circ}C$		RRP PRICES EX.VAT
						Btu	Watts	
600	404	404	34	73	C	2198	645	£292.00
600	581	581	34	73	C	3140	921	£396.00
600	817	817	34	73	C/E/D	4396	1289	£536.00
600	994	994	34	73	C/E/D	5338	1565	£640.00
600	1171	1171	34	73	C/E/D	6280	1842	£760.00
600	1407	1407	34	73	C/E/D	7536	2210	£900.00



Material Aluminium


5 Year Guarantee

 Next Working Day Delivery



C: CENTRAL HEATING | E: ELECTRIC | D: DUAL FUEL
For pipe centre measurement including valves add/subtract 90mm accordingly

ALUMINIUM RADIATOR



white
texture

anthracite
texture



DELIA

Image shown 1800 x 600 anthracite


Overall Height mm	Dimension Width mm	Pipe Centres mm	Wall to Pipe Centres mm	Wall Distance mm	Fuel Type	Heat Outputs ΔT 70°C		RRP PRICES EX.VAT WHITE-ANTHRACITE
						Btu	Watts	
1800	400	400	37	77	C	6769	1985	£530.00
1800	500	500	37	77	C	8460	2481	£640.00
1800	600	600	37	77	C	10152	2977	£750.00





white texture

anthracite texture



RAGANO

Image shown 1800 x 564 white

Overall Height mm	Dimension Width mm	Pipe Centres mm	Wall to Pipe Centres mm	Wall Distance mm	Fuel Type	Heat Outputs ΔT 70°C		RRP PRICES EX.VAT WHITE-ANTHRACITE
						Btu	Watts	
1800	404	404	56	86	C	13231	3880	£670.00
1800	564	564	56	86	C	18523	5432	£890.00



C: CENTRAL HEATING | E: ELECTRIC | D: DUAL FUEL
For pipe centre measurement including valves add/subtract 90mm accordingly

ALUMINIUM RADIATOR



white
texture

anthracite
texture



BELVA VERTICAL

Image shown 1800 x 516 double anthracite

DOUBLE SINGLE

	Overall Height mm	Dimension Width mm	Pipe Centres mm	Wall to Pipe Centres mm	Wall Distance mm	Fuel Type	Heat Outputs $\Delta T 70^{\circ}C$		RRP PRICES EX.VAT WHITE-ANTHRACITE
							Btu	Watts	
SINGLE	1800	308	308	34	68	C	3882	1138	£360.00
SINGLE	1800	412	412	34	68	C	5175	1518	£460.00
SINGLE	1800	516	516	34	68	C	6469	1897	£560.00
DOUBLE	1800	308	308	55	89	C	5978	1753	£500.00
DOUBLE	1800	412	412	55	89	C	7970	2337	£650.00
DOUBLE	1800	516	516	55	89	C	9962	2921	£790.00
TOWEL BAR IS AVAILABLE IN CHROME. WHITE AND ANTHRACITE (individual price)									£62.90





polished
white



BURTON

Overall Height mm	Dimension Width mm	Pipe Centres mm	Wall to Pipe Centres mm	Wall Distance mm	Fuel Type	Heat Outputs ΔT 70°C		RRP PRICES EX.VAT
						Btu	Watts	
1180	485	455	68	116	C/E/D	5165	1515	£830.00



Material
Aluminium



5 Year
Guarantee



Next Working
Day Delivery



EN 442

C: CENTRAL HEATING | E: ELECTRIC | D: DUAL FUEL

ALUMINIUM RADIATOR



YORK GOLD - BLACK

Overall Height mm	Dimension Width mm	Pipe Centres mm	Wall to Pipe Centres mm	Wall Distance mm	Fuel Type	Heat Outputs ΔT 70°C		RRP PRICES EX.VAT
						Btu	Watts	
1200	485	455	60	90	C/E/D	3836	1125	£790.00





chrome
white



YORK CHROME - WHITE

Overall Height mm	Dimension Width mm	Pipe Centres mm	Wall to Pipe Centres mm	Wall Distance mm	Fuel Type	Heat Outputs ΔT 70°C		RRP PRICES EX.VAT
						Btu	Watts	
1200	485	455	60	90	C/E/D	3836	1125	£790.00



Material Aluminium



5 Year Guarantee



Next Working Day Delivery



C: CENTRAL HEATING | E: ELECTRIC | D: DUAL FUEL

ALUMINIUM RADIATOR



white
chrome

black
chrome

matt black
gold

bronze
satin



NEWBURY

Overall Height mm	Dimension Width mm	Pipe Centres mm	Wall to Pipe Centres mm	Wall Distance mm	Fuel Type	Heat Outputs ΔT 70°C		RRP PRICES EX.VAT BRONZE SATIN- MATT BLACK/GOLD	RRP PRICES EX.VAT BLACK/CHROME- WHITE/CHROME
						Btu	Watts		
705	675	645	44	113	C	4102	1203	£690.00	£590.00





anthracite
wood effect



RONCHI

Image shown 1075 x 500

Overall Height mm	Dimension Width mm	Pipe Centres mm	Wall to Pipe Centres mm	Wall Distance mm	Fuel Type	Heat Outputs ΔT 70°C		RRP PRICES EX. VAT
						Btu	Watts	
565	500	455	74	122	C/E/D	2851	836	£310.00
1075	500	455	74	122	C/E/D	4907	1439	£530.00



C: CENTRAL HEATING | E: ELECTRIC | D: DUAL FUEL

ALUMINIUM RADIATOR



black texture

anthracite texture

white texture



VIVARO

Image shown 1400 x 490 black

Overall Height mm	Dimension Width mm	Pipe Centres mm	Wall to Pipe Centres mm	Wall Distance mm	Fuel Type	Heat Outputs ΔT 70°C		RRP PRICES EX.VAT
						Btu	Watts	
1100	490	455	40	65	C/E/D	6520	1912	£410.00
1400	490	455	40	65	C/E/D	8174	2397	£498.00





white
texture

anthracite
texture



VEROLI

Image shown 1550 x 480 anthracite

Overall Height mm	Dimension Width mm	Pipe Centres mm	Wall to Pipe Centres mm	Wall Distance mm	Fuel Type	Heat Outputs ΔT 70°C		RRP PRICES EX. VAT
						Btu	Watts	
750	480	455	62-82	100-120	C/E/D	2360	692	£350.00
1190	480	455	62-82	100-120	C/E/D	3540	1038	£498.00
1550	480	455	62-82	100-120	C/E/D	4425	1298	£610.00



Material Aluminium



5 Year Guarantee



Next Working Day Delivery



C: CENTRAL HEATING | E: ELECTRIC | D: DUAL FUEL

ALUMINIUM RADIATOR




FANO

Image shown 1500 x 485 black satin

Overall Height mm	Dimension Width mm	Pipe Centres mm	Wall to Pipe Centres mm	Wall Distance mm	Fuel Type	Heat Outputs ΔT 70°C		RRP PRICES EX.VAT BLUE-BLACK SATIN	RRP PRICES EX.VAT COPPER SATIN
						Btu	Watts		
720	485	455	57	72	C/E/D	1650	484	£320.00	£350.00
1240	485	455	57	72	C/E/D	2750	806	£498.00	£550.00
1500	485	455	57	72	C/E/D	3300	968	£590.00	£650.00






- gold satin
- anthracite
- white
- bronze satin
- polished
- brushed
- black satin
- blue satin
- copper satin



FANO

Image shown 1500 x 485 bronze satin

Overall Height mm	Dimension Width mm	Pipe Centres mm	Wall to Pipe Centres mm	Wall Distance mm	Fuel Type	Heat Outputs ΔT 70°C		RRP PRICES EX.VAT SATIN BRONZE- POLISHED - BRUSHED	RRP PRICES EX.VAT GOLD SATIN
						Btu	Watts		
720	485	455	57	72	C/E/D	1650	484	£280.00	£350.00
1240	485	455	57	72	C/E/D	2750	806	£430.00	£550.00
1500	485	455	57	72	C/E/D	3300	968	£510.00	£650.00



C: CENTRAL HEATING | E: ELECTRIC | D: DUAL FUEL

ALUMINIUM RADIATOR

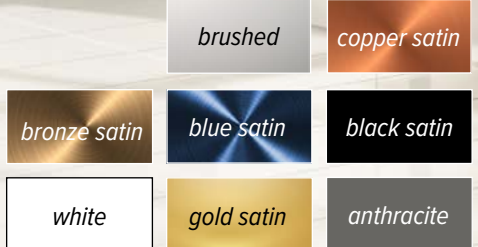


FANO

Image shown 1500 x 485 anthracite

Overall Height mm	Dimension Width mm	Pipe Centres mm	Wall to Pipe Centres mm	Wall Distance mm	Fuel Type	Heat Outputs ΔT 70°C		RRP PRICES EX.VAT WHITE- ANTHRACITE
						Btu	Watts	
720	485	455	57	72	C/E/D	1650	484	£250.00
1240	485	455	57	72	C/E/D	2750	806	£384.00
1500	485	455	57	72	C/E/D	3300	968	£450.00





FERMO

Image shown 1190 x 480 brushed

Overall Height mm	Dimension Width mm	Pipe Centres mm	Wall to Pipe Centres mm	Wall Distance mm	Fuel Type	Heat Outputs ΔT 70°C		RRP PRICES EX.VAT BRUSHED	RRP PRICES EX.VAT COPPER SATIN
						Btu	Watts		
710	480	455	50	81	C/E/D	2150	630	£322.00	£406.00
1190	480	455	50	81	C/E/D	3440	1009	£486.00	£620.00
1550	480	455	50	81	C/E/D	4730	1387	£640.00	£820.00



Material
Aluminium



5 Year
Guarantee



Next Working
Day Delivery



C: CENTRAL HEATING | E: ELECTRIC | D: DUAL FUEL

ALUMINIUM RADIATOR



FERMO

Image shown 1190 x 480 bronze satin

Overall Height mm	Dimension Width mm	Pipe Centres mm	Wall to Pipe Centres mm	Wall Distance mm	Fuel Type	Heat Outputs ΔT 70°C		RRP PRICES EX.VAT BRONZE SATIN	RRP PRICES EX.VAT WHITE-ANTHRACITE
						Btu	Watts		
710	480	455	50	81	C/E/D	2150	630	£322.00	£290.00
1190	480	455	50	81	C/E/D	3440	1009	£486.00	£430.00
1550	480	455	50	81	C/E/D	4730	1387	£640.00	£560.00





- brushed
- copper satin
- bronze satin
- blue satin
- black satin
- white
- gold satin
- anthracite



FERMO

Image shown 1190 x 480 black satin

Overall Height mm	Dimension Width mm	Pipe Centres mm	Wall to Pipe Centres mm	Wall Distance mm	Fuel Type	Heat Outputs $\Delta T 70^{\circ}C$		RRP PRICES EX.VAT SATIN BLUE-BLACK SATIN	RRP PRICES EX.VAT GOLD SATIN
						Btu	Watts		
710	480	455	50	81	C/E/D	2150	630	£366.00	£406.00
1190	480	455	50	81	C/E/D	3440	1009	£560.00	£620.00
1550	480	455	50	81	C/E/D	4730	1387	£740.00	£820.00



Material Aluminium



5 Year Guarantee



Next Working Day Delivery



C: CENTRAL HEATING | E: ELECTRIC | D: DUAL FUEL

ALUMINIUM RADIATOR



BOLCA

Image shown 1530 x 485 bronze satin

Overall Height mm	Dimension Width mm	Pipe Centres mm	Wall to Pipe Centres mm	Wall Distance mm	Fuel Type	Heat Outputs ΔT 70°C		RRP PRICES EX.VAT WHITE-ANTHRACITE	RRP PRICES EX.VAT BRONZE SATIN
						Btu	Watts		
870	485	455	57	72	C/E/D	2750	806	£352.00	£380.00
1200	485	455	57	72	C/E/D	3850	1129	£470.00	£510.00
1530	485	455	57	72	C/E/D	4950	1452	£590.00	£630.00





polished
brushed
blue satin

bronze satin
anthracite
white



BOLCA

Image shown 1530 x 485 blue satin

Overall Height mm	Dimension Width mm	Pipe Centres mm	Wall to Pipe Centres mm	Wall Distance mm	Fuel Type	Heat Outputs ΔT 70°C		RRP PRICES EX.VAT
						Btu	Watts	
870	485	455	57	72	C/E/D	2750	806	£430.00
1200	485	455	57	72	C/E/D	3850	1129	£570.00
1530	485	455	57	72	C/E/D	4950	1452	£710.00



Material Aluminium



5 Year Guarantee

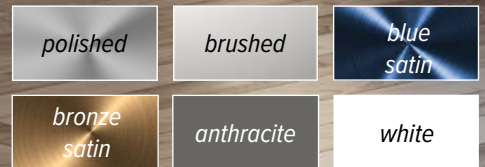


Next Working Day Delivery



C: CENTRAL HEATING | E: ELECTRIC | D: DUAL FUEL

ALUMINIUM RADIATOR



BOLCA

Image shown 1530 x 485 polished

Overall Height mm	Dimension Width mm	Pipe Centres mm	Wall to Pipe Centres mm	Wall Distance mm	Fuel Type	Heat Outputs ΔT 70°C		RRP PRICES EX.VAT POLISHED-BRUSHED
						Btu	Watts	
870	485	455	57	72	C/E/D	2750	806	£380.00
1200	485	455	57	72	C/E/D	3850	1129	£510.00
1530	485	455	57	72	C/E/D	4950	1452	£630.00

40



Material
Aluminium

5

Year
Guarantee



Next Working
Day Delivery



C: CENTRAL HEATING | E: ELECTRIC | D: DUAL FUEL



black texture

anthracite texture

white texture

PICOLI

Image shown 1800 x 280 white

Overall Height mm	Dimension Width mm	Pipe Centres mm	Wall to Pipe Centres mm	Wall Distance mm	Fuel Type	Heat Outputs ΔT 70°C		RRP PRICES EX.VAT BLACK-WHITE-ANTHRACITE
						Btu	Watts	
1500	280	140	69-84	94-109	C	2441	716	£290.00
1800	280	140	69-84	94-109	C	2704	793	£325.00
TOWEL BAR IS AVAILABLE IN CHROME.								£62.90

Material Aluminium

5 Year Guarantee

Next Working Day Delivery

EN 442

C: CENTRAL HEATING | E: ELECTRIC | D:DUAL FUEL

COLUMN RADIATOR



Optional insertable feet
Available for all column radiators

Image shown 3 column 1800 x 380

COLONA 2 COLUMN VERTICAL LAQUER (RAW MATERIAL STEEL)

Overall Height mm	Dimension Width mm	Pipe Centres mm	Wall to Pipe Centres mm	Wall Distance mm	Fuel Type	Heat Outputs ΔT 70°C		RRP PRICES EX.VAT
						Btu	Watts	
1800	290	290	60	95	C	3959	1161	£348.00
1800	380	380	60	95	C	5282	1549	£430.00

COLONA 3 COLUMN VERTICAL LAQUER (RAW MATERIAL STEEL)

1800	290	290	70	120	C	5387	1580	£420.00
1800	380	380	70	120	C	7184	2107	£510.00

COLONA FEET (Feet height 160MM from the floor to base of radiator)	£84.00
--	--------



Optional insertable feet
Available for all column radiators

Image shown 3 column 1010 x 600

COLONA 2 COLUMN HORIZONTAL LAQUER (RAW MATERIAL STEEL)

Overall Height mm	Dimension Width mm	Pipe Centres mm	Wall to Pipe Centres mm	Wall Distance mm	Fuel Type	Heat Outputs ΔT 70°C		RRP PRICES EX.VAT
						Btu	Watts	
600	605	605	60	95	C/E/D	3.022	886	£310.00
600	785	785	60	95	C/E/D	3.951	1159	£384.00
600	1010	1010	60	95	C/E/D	5112	1499	£498.00
600	1190	1190	60	95	C/E/D	6043	1772	£566.00

COLONA 3 COLUMN HORIZONTAL LAQUER (RAW MATERIAL STEEL)

600	605	605	70	120	C/E/D	4136	1213	£390.00
600	785	785	70	120	C/E/D	5387	1580	£484.00
600	1010	1010	70	120	C/E/D	6972	2045	£590.00
600	1190	1190	70	120	C/E/D	8241	2417	£680.00

COLONA FEET (Feet height 160MM from the floor to base of radiator)	£84.00
--	--------



Material Steel



5 Year Guarantee



Next Working Day Delivery



C: CENTRAL HEATING | E: ELECTRIC | D: DUAL FUEL
For pipe centre measurement including valves add/subtract 90mm accordingly

COLUMN RADIATOR



Image shown 3 column 1800 x 380 white



Optional insertable feet
Available for all column radiators

2 COLUMN COLONA VERTICAL

Overall Height mm	Dimension Width mm	Pipe Centres mm	Wall to Pipe Centres mm	Wall Distance mm	Fuel Type	Heat Outputs $\Delta T 70^{\circ}C$		RRP PRICES EX.VAT	RAL COLOUR PRICES EX.VAT
						Btu	Watts		
1500	200	200	66	98	C	2238	656	£155.49	£244.00
1500	290	290	66	98	C	3352	983	£221.89	£351.00
1500	380	380	66	98	C	4477	1313	£293.63	£463.00
1800	200	200	66	98	C	2641	774	£160.80	£268.00
1800	290	290	66	98	C	3959	1161	£227.21	£382.00
1800	380	380	66	98	C	5282	1549	£298.94	£502.00

3 COLUMN COLONA VERTICAL

Overall Height mm	Dimension Width mm	Pipe Centres mm	Wall to Pipe Centres mm	Wall Distance mm	Fuel Type	Heat Outputs $\Delta T 70^{\circ}C$		RRP PRICES EX.VAT	RAL COLOUR PRICES EX.VAT
						Btu	Watts		
1500	200	200	68	118	C	3021	886	£166.11	£268.00
1500	290	290	68	118	C	4531	1329	£240.50	£382.00
1500	380	380	68	118	C	6041	1772	£317.53	£504.00
1800	200	200	68	118	C	3592	1053	£171.43	£289.00
1800	290	290	68	118	C	5387	1580	£245.81	£416.00
1800	380	380	68	118	C	7184	2107	£322.84	£564.00

COLONA FEET (Feet height 160MM from the floor to base of radiator)	£66.00	£105.00
--	--------	---------

RAL COLOURS CHART

REINA now offer 53 exciting RAL colour options on dedicated Radiators All finishes are powder coated and are available within 8-15 working days from point of order (subject to stock availability). Once acknowledged bespoke RAL orders cannot be cancelled.



SPECIAL COLOUR CHART



COLUMN RADIATOR



Optional insertable feet
Available for all column radiators
Image shown 3 column 600 x 1010 white



2 COLUMN COLONA HORIZONTAL

Overall Height mm	Dimension Width mm	Pipe Centres mm	Wall to Pipe Centres mm	Wall Distance mm	Fuel Type	Heat Outputs $\Delta T 70^{\circ}\text{C}$		RRP PRICES EX.VAT	RAL COLOUR PRICES EX.VAT
						Btu	Watts		
500	605	605	66	98	C/E/D	2540	745	£203.32	£350.00
500	785	785	66	98	C/E/D	3322	974	£259.09	£442.00
500	1010	1010	66	98	C/E/D	4300	1261	£329.49	£557.00
500	1190	1190	66	98	C/E/D	5081	1490	£385.27	£650.00
600	605	605	66	98	C/E/D	3.022	886	£209.94	£357.00
600	785	785	66	98	C/E/D	3.951	1159	£268.38	£452.00
600	1010	1010	66	98	C/E/D	5112	1499	£341.44	£570.00
600	1190	1190	66	98	C/E/D	6043	1772	£399.89	£665.00

3 COLUMN COLONA HORIZONTAL

Overall Height mm	Dimension Width mm	Pipe Centres mm	Wall to Pipe Centres mm	Wall Distance mm	Fuel Type	Heat Outputs $\Delta T 70^{\circ}\text{C}$		RRP PRICES EX.VAT	RAL COLOUR PRICES EX.VAT
						Btu	Watts		
300	1010	1010	68	118	C/E/D	3603	1057	£298.94	£418.00
300	1190	1190	68	118	C/E/D	4257	1248	£349.41	£465.00
300	1370	1370	68	118	C/E/D	4912	1440	£399.89	£534.00
500	605	605	68	118	C/E/D	3501	1027	£213.93	£342.00
500	785	785	68	118	C/E/D	4579	1343	£275.02	£402.00
500	1010	1010	68	118	C/E/D	5924	1737	£352.07	£516.00
500	1190	1190	68	118	C/E/D	7005	2054	£407.85	£602.00
500	1370	1370	68	118	C	8081	2370	£468.95	£695.00
600	605	605	68	118	C/E/D	4136	1213	£223.23	£342.00
600	785	785	68	118	C/E/D	5387	1580	£285.65	£439.00
600	1010	1010	68	118	C/E/D	6972	2045	£365.35	£562.00
600	1190	1190	68	118	C/E/D	8241	2417	£426.45	£658.00
600	1370	1370	68	118	C	9508	2788	£487.54	£754.00

4 COLUMN COLONA HORIZONTAL

Overall Height mm	Dimension Width mm	Pipe Centres mm	Wall to Pipe Centres mm	Wall Distance mm	Fuel Type	Heat Outputs $\Delta T 70^{\circ}\text{C}$		RRP PRICES EX.VAT	RAL COLOUR PRICES EX.VAT
						Btu	Watts		
300	1010	1010	94	163	C/E/D	4649	1363	£421.14	£623.00
300	1190	1190	94	163	C/E/D	5493	1611	£495.52	£729.00
300	1370	1370	94	163	C/E/D	6339	1859	£567.24	£833.00
500	605	605	94	163	C/E/D	4463	1309	£272.37	£403.00
500	785	785	94	163	C/E/D	5837	1712	£349.41	£512.00
500	1010	1010	94	163	C/E/D	7553	2215	£442.39	£645.00
500	1190	1190	94	163	C	8927	2618	£519.42	£754.00
500	1370	1370	94	163	C	10301	3021	£596.47	£863.00
600	605	605	94	163	C/E/D	5287	1550	£280.34	£411.00
600	785	785	94	163	C/E/D	6915	2028	£360.03	£523.00
600	1010	1010	94	163	C/E/D	8949	2624	£463.64	£666.00
600	1190	1190	94	163	C	10575	3101	£540.67	£775.00
600	1370	1370	94	163	C	12201	3578	£623.03	£890.00
COLONA FEET (Feet height 160MM from the floor to base of radiator)								£66.00	£105.00

MILD STEEL



Image shown 1800 x 440 white

CONEVA VERTICAL



RAL & SPECIAL COLOURS
PAGE 196 & 197

Overall Height mm	Dimension Width mm	Pipe Centres mm	Wall to Pipe Centres mm	Wall Distance mm	Fuel Type	Heat Outputs $\Delta T 70^{\circ}C$		RRP PRICES EX.VAT	RAL COLOUR PRICES EX.VAT
						Btu	Watts		
1500	300	300	68	113	C	5031	1475	£222.18	£355.00
1500	370	370	68	113	C	6289	1844	£278.50	£441.00
1500	440	440	68	113	C	7548	2213	£323.27	£519.00
1500	510	510	68	113	C	8803	2582	£374.20	£599.00
1800	300	300	68	113	C	6036	1770	£257.82	£419.00
1800	370	370	68	113	C	7547	2213	£323.60	£520.00
1800	440	440	68	113	C	9055	2655	£376.53	£610.00
1800	510	510	68	113	C	10564	3098	£436.24	£699.00





anthracite

white



CONEVA HORIZONTAL

Image shown 550 x 790 white

Overall Height mm	Dimension Width mm	Pipe Centres mm	Wall to Pipe Centres mm	Wall Distance mm	Fuel Type	Heat Outputs ΔT 70°C		RRP PRICES EX.VAT	RAL COLOUR PRICES EX.VAT
						Btu	Watts		
550	440	440	68	113	C/E/D	3233	948	£189.51	£303.00
550	580	580	68	113	C/E/D	4311	1264	£237.58	£378.00
550	790	790	68	113	C/E/D	5928	1738	£308.42	£489.00
550	1000	1000	68	113	C/E/D	7547	2213	£391.91	£615.00
550	1210	1210	68	113	C/E/D	9164	2687	£465.28	£729.00
550	1420	1420	68	113	C/E/D	10781	3162	£592.44	£900.00



C: CENTRAL HEATING | E: ELECTRIC | D: DUAL FUEL
For pipe centre measurement including valves add/subtract 90mm accordingly

MILD STEEL



Image shown 1800 x 295 double anthracite

NEVA VERTICAL SINGLE

Overall Height mm	Dimension Width mm	Pipe Centres mm	Wall to Pipe Centres mm	Wall Distance mm	Fuel Type	Heat Outputs $\Delta T 70^{\circ}C$		RRP PRICES EX.VAT	RAL COLOUR PRICES EX.VAT
						Btu	Watts		
1500	236	236	65	103	C	2265	664	£130.00	£234.00
1500	295	295	65	103	C	2816	826	£152.00	£282.00
1500	354	354	65	103	C	3380	991	£174.00	£330.00
1500	413	413	65	103	C	3944	1157	£200.40	£382.00
1500	472	472	65	103	C	4508	1322	£224.60	£433.00
1500	531	531	65	103	C	5070	1487	£246.60	£480.00
1800	236	236	65	103	C	2717	797	£143.20	£268.00
1800	295	295	65	103	C	3380	991	£171.80	£328.00
1800	354	354	65	103	C	4055	1189	£198.20	£385.00
1800	413	413	65	103	C	4732	1388	£224.60	£442.00
1800	472	472	65	103	C	5408	1586	£253.20	£502.00
1800	531	531	65	103	C	6884	2019	£284.00	£595.00

NEVA VERTICAL DOUBLE

Overall Height mm	Dimension Width mm	Pipe Centres mm	Wall to Pipe Centres mm	Wall Distance mm	Fuel Type	Heat Outputs $\Delta T 70^{\circ}C$		RRP PRICES EX.VAT	RAL COLOUR PRICES EX.VAT
						Btu	Watts		
1500	236	236	65	103	C	3420	1003	£222.40	£348.00
1500	295	295	65	103	C	4252	1247	£275.20	£420.00
1500	354	354	65	103	C	5104	1497	£308.20	£485.00
1500	413	413	65	103	C	5955	1746	£367.60	£570.00
1500	472	472	65	103	C	6807	1996	£394.00	£624.00
1500	531	531	65	103	C	7656	2245	£438.00	£690.00
1800	236	236	65	103	C	4103	1203	£251.00	£395.00
1800	295	295	65	103	C	5104	1497	£299.40	£498.00
1800	354	354	65	103	C	6123	1796	£348.90	£574.00
1800	413	413	65	103	C	7145	2095	£394.00	£650.00
1800	472	472	65	103	C	8166	2395	£449.00	£730.00
1800	531	531	65	103	C	9187	2694	£526.00	£806.00



can be used horizontal (brackets sold separately)
Horizontal brackets £40.00

please request vertical to horizontal brackets at point of order.



white

anthracite



RAL & SPECIAL COLOURS
PAGE 196 & 197

MILD STEEL



white

anthracite


NEVA HORIZONTAL SINGLE

Image shown 550 x 1003 double white

Overall Height mm	Dimension Width mm	Pipe Centres mm	Wall to Pipe Centres mm	Wall Distance mm	Fuel Type	Heat Outputs $\Delta T 70^{\circ}C$		RRP PRICES EX.VAT	RAL COLOUR PRICES EX.VAT
						Btu	Watts		
550	413	413	65	103	C/E/D	1447	424	£143.70	£254.00
550	590	590	65	103	C/E/D	2066	606	£180.08	£300.00
550	826	826	65	103	C/E/D	2907	852	£232.23	£366.00
550	1003	1003	65	103	C/E/D	3512	1030	£279.53	£441.00
550	1180	1180	65	103	C/E/D	4131	1211	£321.97	£512.00
550	1416	1416	65	103	C/E/D	4957	1454	£365.84	£595.00

NEVA HORIZONTAL DOUBLE

Overall Height mm	Dimension Width mm	Pipe Centres mm	Wall to Pipe Centres mm	Wall Distance mm	Fuel Type	Heat Outputs $\Delta T 70^{\circ}C$		RRP PRICES EX.VAT	RAL COLOUR PRICES EX.VAT
						Btu	Watts		
550	413	413	65	103	C/E/D	2315	679	£183.72	£290.00
550	590	590	65	103	C/E/D	3306	969	£250.42	£390.00
550	826	826	65	103	C/E/D	4651	1364	£341.38	£534.00
550	1003	1003	65	103	C/E/D	5619	1648	£412.93	£640.00
550	1180	1180	65	103	C/E/D	6610	1938	£456.59	£720.00
550	1416	1416	65	103	C/E/D	7931	2326	£641.06	£910.00



NEVAH

Image shown 590 x 1000 double white

Overall Height mm	Dimension Width mm	Pipe Centres mm	Wall to Pipe Centres mm	Wall Distance mm	Fuel Type	Heat Outputs ΔT 70°C		RRP PRICES EX.VAT	RAL COLOUR EX.VAT
						Btu	Watts		
295	1000	955	67-82	107-122	C	1792	526	£128.79	£225.00
295	1200	1155	67-82	107-122	C	2110	619	£138.03	£242.00
295	1400	1355	67-82	107-122	C	2441	716	£147.16	£269.00
590	600	555	67-82	107-122	C/E/D	2579	756	£189.84	£304.00
590	800	755	67-82	107-122	C/E/D	3036	890	£202.05	£348.00
590	1000	955	67-82	107-122	C/E/D	3578	1049	£214.26	£388.00
590	1200	1155	67-82	107-122	C/E/D	4216	1236	£232.52	£440.00
590	1400	1355	67-82	107-122	C/E/D	4920	1443	£250.78	£494.00
295	1000	955	63	103	C	2796	820	£196.00	£310.00
295	1200	1155	63	103	C	3292	965	£217.34	£340.00
295	1400	1355	63	103	C	3807	1116	£238.68	£375.00
590	600	555	63	103	C/E/D	4023	1180	£299.29	£440.00
590	800	755	63	103	C/E/D	4737	1389	£335.26	£490.00
590	1000	955	63	103	C/E/D	5583	1637	£359.68	£550.00
590	1200	1155	63	103	C	6577	1929	£407.86	£635.00
590	1400	1355	63	103	C	7674	2250	£508.40	£775.00

SINGLE

DOUBLE

FLAT VERTICAL SINGLE

Overall Height mm	Dimension Width mm	Pipe Centres mm	Wall to Pipe Centres mm	Wall Distance mm	Fuel Type	Heat Outputs $\Delta T 70^{\circ}C$		RRP PRICES EX.VAT	RAL COLOUR PRICES EX.VAT
						Btu	Watts		
1600	218	218	39	68	C	2113	620	£139.90	£259.00
1600	292	292	39	68	C	2818	826	£174.00	£312.00
1600	366	366	39	68	C	3522	1033	£207.00	£380.00
1600	440	440	39	68	C	4226	1239	£242.20	£452.00
1600	514	514	39	68	C	4930	1446	£278.50	£489.00
1800	218	218	39	68	C	2378	697	£149.80	£279.00
1800	292	292	39	68	C	3171	930	£183.90	£338.00
1800	366	366	39	68	C	3962	1162	£222.40	£416.00
1800	440	440	39	68	C	4755	1394	£259.80	£492.00
1800	514	514	39	68	C	5549	1627	£297.20	£567.00

FLAT VERTICAL DOUBLE

Overall Height mm	Dimension Width mm	Pipe Centres mm	Wall to Pipe Centres mm	Wall Distance mm	Fuel Type	Heat Outputs $\Delta T 70^{\circ}C$		RRP PRICES EX.VAT	RAL COLOUR PRICES EX.VAT
						Btu	Watts		
1600	218	218	64	93	C	2684	787	£226.80	£402.00
1600	292	292	64	93	C	3578	1049	£284.00	£476.00
1600	366	366	64	93	C	4509	1322	£343.40	£554.00
1600	440	440	64	93	C	5509	1616	£399.50	£645.00
1600	514	514	64	93	C	6311	1851	£458.90	£725.00
1800	218	218	64	93	C	3092	907	£244.40	£416.00
1800	292	292	64	93	C	4123	1209	£306.00	£514.00
1800	366	366	64	93	C	5191	1522	£372.00	£590.00
1800	440	440	64	93	C	6230	1827	£427.00	£685.00
1800	514	514	64	93	C	7268	2131	£493.00	£795.00

Image shown 1800 x 440 double white



white

anthracite



RAL & SPECIAL COLOURS
PAGE 196 & 197

FLAT HORIZONTAL SINGLE

Overall Height mm	Dimension Width mm	Pipe Centres mm	Wall to Pipe Centres mm	Wall Distance mm	Fuel Type	Heat Outputs $\Delta T 70^{\circ}C$		RRP PRICES EX.VAT	RAL COLOUR PRICES EX.VAT
						Btu	Watts		
600	440	440	39	68	C/E/D	1661	487	£141.00	£280.00
600	588	588	39	68	C/E/D	2214	649	£174.00	£323.00
600	810	810	39	68	C/E/D	3044	893	£226.80	£404.00
600	1032	1032	39	68	C/E/D	3874	1136	£277.40	£490.00
600	1254	1254	39	68	C/E/D	4704	1379	£328.00	£570.00
600	1402	1402	39	68	C/E/D	5257	1542	£361.00	£624.00

FLAT HORIZONTAL DOUBLE

Overall Height mm	Dimension Width mm	Pipe Centres mm	Wall to Pipe Centres mm	Wall Distance mm	Fuel Type	Heat Outputs $\Delta T 70^{\circ}C$		RRP PRICES EX.VAT	RAL COLOUR PRICES EX.VAT
						Btu	Watts		
600	440	440	64	93	C/E/D	2407	706	£196.00	£335.00
600	588	588	64	93	C/E/D	3210	941	£251.00	£420.00
600	810	810	64	93	C/E/D	4413	1294	£328.00	£540.00
600	1032	1032	64	93	C/E/D	5617	1647	£427.00	£670.00
600	1254	1254	64	93	C/E/D	6822	2001	£504.00	£775.00
600	1402	1402	64	93	C/E/D	7824	2294	£553.50	£860.00



Image shown 600 x 1032 double white



white

anthracite



RAL & SPECIAL COLOURS
PAGE 196 & 197



Optional Extra : Height adjustable towel bar in chrome finish sold separately

white texture

anthracite texture



RAL & SPECIAL COLOURS
PAGE 196 & 197



SLIMLINE VERTICAL

Overall Height mm	Dimension Width mm	Pipe Centres mm	Wall to Pipe Centres mm	Wall Distance mm	Fuel Type	Heat Outputs ΔT 70°C		RRP PRICES EX.VAT	RAL COLOUR PRICES EX.VAT
						Btu	Watts		
470	300	50	30-55	62-87	C	977	287	£197.30	£255.00
770	300	50	30-55	62-87	C	1605	471	£216.66	£285.00
1170	300	50	30-55	62-87	C	2441	716	£238.44	£350.00
1170	400	50	30-55	62-87	C	3254	954	£290.00	£429.00
1170	500	50	30-55	62-87	C	4066	1192	£310.00	£485.00
1470	300	50	30-55	62-87	C	3069	900	£290.00	£420.00
1470	400	50	30-55	62-87	C	4089	1199	£330.00	£510.00
1470	500	50	30-55	62-87	C	5113	1499	£390.00	£605.00
1770	300	50	30-55	62-87	C	3694	1083	£340.00	£495.00
1770	400	50	30-55	62-87	C	4923	1444	£375.00	£582.00
1770	500	50	30-55	62-87	C	6154	1805	£440.00	£699.00
SLIMLINE CHROME 300/400/500 TOWEL BAR								£56.30	

Image shown 1770 x 500 white



RAL & SPECIAL COLOURS
PAGE 196 & 197

*anthracite
texture*

*white
texture*



SLIMLINE HORIZONTAL

Image shown 600 x 1000 white

Overall Height mm	Dimension Width mm	Pipe Centres mm	Wall to Pipe Centres mm	Wall Distance mm	Fuel Type	Heat Outputs $\Delta T 70^{\circ}C$		RRP PRICES EX.VAT	RAL COLOUR PRICES EX.VAT
						Btu	Watts		
600	400	400	30-55	62-87	C	1668	489	£210.00	£314.00
600	600	600	30-55	62-87	C	2506	735	£244.00	£349.00
600	800	800	30-55	62-87	C	3337	979	£290.00	£420.00
600	1000	1000	30-55	62-87	C	4175	1224	£325.00	£500.00
600	1200	1200	30-55	62-87	C	5005	1468	£375.00	£585.00
600	1400	1400	30-55	62-87	C	5843	1713	£410.00	£655.00



C: CENTRAL HEATING | E: ELECTRIC | D:DUAL FUEL
For pipe centre measurement including valves add/subtract 90mm accordingly

MILD STEEL



anthracite

white



BONERA VERTICAL

Image shown 1800 x 456 anthracite

Overall Height mm	Dimension Width mm	Pipe Centres mm	Wall to Pipe Centres mm	Wall Distance mm	Fuel Type	Heat Outputs ΔT 70°C		RRP PRICES EX.VAT
						Btu	Watts	
1800	324	324	65	100	C	3919	1149	£275.02
1800	456	456	65	100	C	5452	1599	£360.03





anthracite

white



BONERA HORIZONTAL

Image shown 550 x 984 white

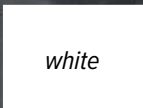
Overall Height mm	Dimension Width mm	Pipe Centres mm	Wall to Pipe Centres mm	Wall Distance mm	Fuel Type	Heat Outputs $\Delta T 70^{\circ}C$		RRP PRICES EX.VAT
						Btu	Watts	
550	456	456	65	100	C/E/D	1665	488	£200.64
550	588	588	65	100	C/E/D	2183	640	£251.12
550	852	852	65	100	C/E/D	3217	943	£345.42
550	984	984	65	100	C/E/D	3735	1095	£394.57
550	1248	1284	65	100	C/E/D	4769	1399	£478.25



C: CENTRAL HEATING | E: ELECTRIC | D: DUAL FUEL
For pipe centre measurement including valves add/subtract 90mm accordingly



RAL & SPECIAL COLOURS
PAGE 196 & 197



RIONE SINGLE

Image shown 550 x 1200 single

Overall Height mm	Dimension Width mm	Pipe Centres mm	Wall to Pipe Centres mm	Wall Distance mm	Fuel Type	Heat Outputs ΔT 70°C		RRP PRICES EX.VAT	RAL COLOUR PRICES EX.VAT
						Btu	Watts		
550	400	355	67-77	96-106	C/E/D	1388	407	£168.50	£299.00
550	600	555	67-77	96-106	C/E/D	2083	611	£196.00	£315.00
550	800	755	67-77	96-106	C/E/D	2777	814	£218.00	£345.00
550	1000	955	67-77	96-106	C/E/D	3471	1018	£240.00	£399.00
550	1200	1155	67-77	96-106	C/E/D	4167	1222	£273.00	£464.00
550	1400	1355	67-77	96-106	C/E/D	4861	1426	£306.00	£528.00



RAL & SPECIAL COLOURS
PAGE 196 & 197

white



RIONE DOUBLE

Image shown 550 x 1000 double

Overall Height mm	Dimension Width mm	Pipe Centres mm	Wall to Pipe Centres mm	Wall Distance mm	Fuel Type	Heat Outputs ΔT 70°C		RRP PRICES EX.VAT	RAL COLOUR PRICES EX.VAT
						Btu	Watts		
550	400	355	68	97	C/E/D	2110	619	£246.60	£384.00
550	600	555	68	97	C/E/D	3166	928	£295.00	£432.00
550	800	755	68	97	C/E/D	4221	1238	£311.50	£479.00
550	1000	955	68	97	C	5276	1547	£328.00	£505.00
550	1200	1155	68	97	C	6334	1857	£377.50	£589.00
550	1400	1355	68	97	C	7389	2167	£460.00	£708.00



C: CENTRAL HEATING | E: ELECTRIC | D: DUAL FUEL

MILD STEEL



white
anthracite
chrome


COREDO CHROME

Overall Height mm	Dimension Width mm	Pipe Centres mm	Wall to Pipe Centres mm	Wall Distance mm	Fuel Type	Heat Outputs ΔT 70°C		RRP PRICES EX.VAT
						Btu	Watts	
1760	620	620	67-82	97-112	C	4583	1344	£695.00

COREDO WHITE & ANTHRACITE

Overall Height mm	Dimension Width mm	Pipe Centres mm	Wall to Pipe Centres mm	Wall Distance mm	Fuel Type	Heat Outputs ΔT 70°C		RRP PRICES EX.VAT
						Btu	Watts	
1760	620	620	67-82	97-112	C	6354	1863	£495.00



white

anthracite

chrome

DIMARO CHROME

Overall Height mm	Dimension Width mm	Pipe Centres mm	Wall to Pipe Centres mm	Wall Distance mm	Fuel Type	Heat Outputs ΔT 70°C		RRP PRICES EX.VAT
						Btu	Watts	
1760	620	620	61-76	99-114	C	4450	1305	£513.90

DIMARO WHITE & ANTHRACITE


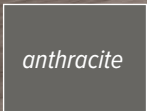
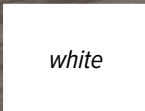
Overall Height mm	Dimension Width mm	Pipe Centres mm	Wall to Pipe Centres mm	Wall Distance mm	Fuel Type	Heat Outputs ΔT 70°C		RRP PRICES EX.VAT
						Btu	Watts	
1760	620	620	61-76	99-114	C	6586	1931	£403.90



C: CENTRAL HEATING | E: ELECTRIC | D:DUAL FUEL

For pipe centre measurement including valves add/subtract 90mm accordingly

MILD STEEL



GRANDE CHROME

Overall Height mm	Dimension Width mm	Pipe Centres mm	Wall to Pipe Centres mm	Wall Distance mm	Fuel Type	Heat Outputs $\Delta T 70^{\circ}\text{C}$		RRP PRICES EX.VAT
						Btu	Watts	
1800	500	500	67-82	177-192	C	4270	1252	£730.00

GRANDE ANTHRACITE - WHITE

1800	500	500	67-82	177-192	C	6482	1901	£530.00
------	-----	-----	-------	---------	---	------	------	---------



MILD STEEL

anthracite
white
chrome


ALETTA CHROME

Overall Height mm	Dimension Width mm	Pipe Centres mm	Wall to Pipe Centres mm	Wall Distance mm	Fuel Type	Heat Outputs ΔT 70°C		RRP PRICES EX.VAT
						Btu	Watts	
1800	500	500	66-81	167-183	C	3350	982	£590.00

ALETTA ANTRACITE & WHITE

1800	500	500	66-81	167-183	C	5134	1506	£465.00
------	-----	-----	-------	---------	---	------	------	---------



Material Steel



5 Year Guarantee

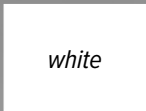


Next Working Day Delivery



C: CENTRAL HEATING | E: ELECTRIC | D: DUAL FUEL
For pipe centre measurement including valves add/subtract 90mm accordingly

MILD STEEL




FIORE

Image shown 1790 x 400 anthracite

Overall Height mm	Dimension Width mm	Pipe Centres mm	Wall to Pipe Centres mm	Wall Distance mm	Fuel Type	Heat Outputs ΔT 70°C		RRP PRICES EX.VAT
						Btu	Watts	
1790	400	400	35-55	68-88	C	3826	1122	£590.00
1790	490	490	35-55	68-88	C	4862	1426	£620.00
1790	590	590	35-55	68-88	C	5851	1716	£690.00

MILD STEEL



white

anthracite

LINE

Overall Height mm	Dimension Width mm	Pipe Centres mm	Wall to Pipe Centres mm	Wall Distance mm	Fuel Type	Heat Outputs ΔT 70°C		RRP PRICES EX. VAT
						Btu	Watts	
1800	490	490	35-55	68-88	C	5208	1527	£590.00



C: CENTRAL HEATING | E: ELECTRIC | D:DUAL FUEL
For pipe centre measurement including valves add/subtract 90mm accordingly

MILD STEEL



white

anthracite



ANCORA

Overall Height mm	Dimension Width mm	Pipe Centres mm	Wall to Pipe Centres mm	Wall Distance mm	Fuel Type	Heat Outputs $\Delta T 70^{\circ}C$		RRP PRICES EX.VAT
						Btu	Watts	
1800	490	490	35-55	68-88	C	4946	1450	£590.00

68



Material Steel

5

Year Guarantee



Next Working Day Delivery



C: CENTRAL HEATING | E: ELECTRIC | D: DUAL FUEL
For pipe centre measurement including valves add/subtract 90mm accordingly



anthracite texture

white texture



BORDA


Image shown 1800 x 640 white

Overall Height mm	Dimension Width mm	Pipe Centres mm	Wall to Pipe Centres mm	Wall Distance mm	Fuel Type	Heat Outputs ΔT 70°C		RRP PRICES EX.VAT
						Btu	Watts	
1800	440	50	40	80	C	2850	836	£320.00
1800	540	50	40	80	C	3560	1044	£360.00
1800	640	50	40	80	C	4301	1261	£390.00
TOWEL BAR IS AVAILABLE IN WHITE AND ANTHRACITE. (individual price)								£55.00



C: CENTRAL HEATING | E: ELECTRIC | D:DUAL FUEL

MILD STEEL



NEVA VERTICAL CHROME

Image shown 1800 x 413 chrome

Overall Height mm	Dimension Width mm	Pipe Centres mm	Wall to Pipe Centres mm	Wall Distance mm	Fuel Type	Heat Outputs ΔT 70°C		RRP PRICES EX.VAT
						Btu	Watts	
1800	295	295	42	82	C	2534	743	£360.00
1800	354	354	42	82	C	3041	892	£398.00
1800	413	413	42	82	C	3547	1040	£430.00

70



Material Steel

5

Year Guarantee



Next Working Day Delivery



C: CENTRAL HEATING | E: ELECTRIC | D:DUAL FUEL

For pipe centre measurement including valves add/subtract 90mm accordingly



NEVA HORIZONTAL CHROME



Image shown 550 x 826 chrome

Overall Height mm	Dimension Width mm	Pipe Centres mm	Wall to Pipe Centres mm	Wall Distance mm	Fuel Type	Heat Outputs ΔT 70°C		RRP PRICES EX.VAT
						Btu	Watts	
550	413	413	42	82	C/E/D	1084	318	£210.00
550	590	590	42	82	C/E/D	1547	454	£270.00
550	826	826	42	82	C/E/D	2159	633	£360.00
550	1003	1003	42	82	C/E/D	2457	721	£420.00
550	1180	1180	42	82	C/E/D	2853	837	£470.00



C: CENTRAL HEATING | E: ELECTRIC | D:DUAL FUEL
For pipe centre measurement including valves add/subtract 90mm accordingly

MILD STEEL



OSIMO

Image shown 1800 x 290 chrome

Overall Height mm	Dimension Width mm	Pipe Centres mm	Wall to Pipe Centres mm	Wall Distance mm	Fuel Type	Heat Outputs ΔT 70°C		RRP PRICES EX.VAT
						Btu	Watts	
1800	290	290	61-76	105-120	C	2602	763	£383.00
1800	430	430	61-76	105-120	C	3780	1109	£537.00
1800	570	570	61-76	105-120	C	5027	1474	£658.00



chrome

PIENZA

Image shown 550 x 995 chrome

Overall Height mm	Dimension Width mm	Pipe Centres mm	Wall to Pipe Centres mm	Wall Distance mm	Fuel Type	Heat Outputs ΔT 70°C		RRP PRICES EX.VAT
						Btu	Watts	
550	485	485	61-76	105-120	C/E/D	1341	393	£332.14
550	655	655	61-76	105-120	C/E/D	1789	525	£371.99
550	825	825	61-76	105-120	C/E/D	2237	656	£411.83
550	995	995	61-76	105-120	C/E/D	2683	787	£451.68
550	1165	1165	61-76	105-120	C/E/D	3131	918	£491.53



C: CENTRAL HEATING | E: ELECTRIC | D:DUAL FUEL
For pipe centre measurement including valves add/subtract 90mm accordingly

MILD STEEL



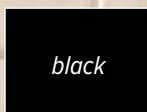
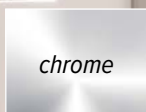

black

white



REFLECT

Overall Height mm	Dimension Width mm	Pipe Centres mm	Wall to Pipe Centres mm	Wall Distance mm	Fuel Type	Heat Outputs ΔT 70°C		RRP PRICES EX.VAT WHITE-BLACK
						Btu	Watts	
1800	445	445	60	90	C	4560	1337	£336.25



TODI BLACK

Overall Height mm	Dimension Width mm	Pipe Centres mm	Wall to Pipe Centres mm	Wall Distance mm	Fuel Type	Heat Outputs ΔT 70°C		RRP PRICES EX.VAT
						Btu	Watts	
800	108	78	65-80	100-115	C/E/D	876	257	£170.00
1200	108	78	65-80	100-115	C/E/D	1035	304	£206.00
800	260	230	65-80	100-115	C/E/D	1389	407	£240.00
1200	260	230	65-80	100-115	C/E/D	2144	629	£298.00
800	415	385	65-80	100-115	C/E/D	2070	607	£296.00
1200	415	385	65-80	100-115	C/E/D	3069	900	£370.00




TODI CHROME

Image shown 1200 x 260 chrome

Overall Height mm	Dimension Width mm	Pipe Centres mm	Wall to Pipe Centres mm	Wall Distance mm	Fuel Type	Heat Outputs ΔT 70°		RRP PRICES EX.VAT
						Btu	Watts	
800	108	78	65-80	100-115	C/E/D	560	164	£212.83
1200	108	78	65-80	100-115	C/E/D	660	194	£229.77
800	260	230	65-80	100-115	C/E/D	898	263	£324.04
1200	260	230	65-80	100-115	C/E/D	1373	403	£342.52
800	415	385	65-80	100-115	C/E/D	1342	394	£360.00
1200	415	385	65-80	100-115	C/E/D	1981	581	£440.00




MILD STEEL



anthracite

chrome



Can be mounted left or right hand side


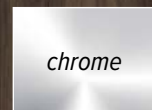
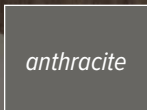
PIETRA CHROME

Image shown 1100 x 530 chrome

Overall Height mm	Dimension Width mm	Pipe Centres mm	Wall to Pipe Centres mm	Wall Distance mm	Fuel Type	Heat Outputs $\Delta T 70^{\circ}C$		RRP PRICES EX.VAT
						Btu	Watts	
530	530	100	73-87	108-122	C/E/D	989	290	£306.00
720	530	100	73-87	108-122	C/E/D	1385	406	£380.00
1100	530	100	73-87	108-122	C/E/D	2278	668	£498.00

PIETRA ANTHRACITE

Overall Height mm	Dimension Width mm	Pipe Centres mm	Wall to Pipe Centres mm	Wall Distance mm	Fuel Type	Heat Outputs $\Delta T 70^{\circ}C$		RRP PRICES EX.VAT
						Btu	Watts	
530	530	100	73-87	108-122	C/E/D	1537	451	£274.00
720	530	100	73-87	108-122	C/E/D	2113	620	£324.00
1100	530	100	73-87	108-122	C/E/D	3533	1036	£430.00



SORI CHROME

Overall Height mm	Dimension Width mm	Pipe Centres mm	Wall to Pipe Centres mm	Wall Distance mm	Fuel Type	Heat Outputs $\Delta T 70^{\circ}C$		RRP PRICES EX.VAT
						Btu	Watts	
650	500	500	67-82	177-192	C/E/D	1869	548	£420.00

SORI ANTHRACITE- WHITE

Overall Height mm	Dimension Width mm	Pipe Centres mm	Wall to Pipe Centres mm	Wall Distance mm	Fuel Type	Heat Outputs $\Delta T 70^{\circ}C$		RRP PRICES EX.VAT
						Btu	Watts	
650	500	500	67-82	177-192	C/E/D	2886	846	£330.00



C: CENTRAL HEATING | E: ELECTRIC | D:DUAL FUEL
For pipe centre measurement including valves add/subtract 90mm accordingly

MILD STEEL

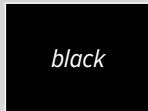
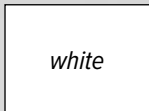


Can be mounted left or right hand side

PETTINO

Image shown 1424 x 550 black

Overall Height mm	Dimension Width mm	Pipe Centres mm	Wall to Pipe Centres mm	Wall Distance mm	Fuel Type	Heat Outputs $\Delta T 70^{\circ}C$		RRP PRICES EX.VAT
						Btu	Watts	
823	550	50	55-65	82-92	C/E/D	2118	621	£210.00
1124	550	50	55-65	82-92	C/E/D	2864	840	£290.00
1424	550	50	55-65	82-92	C/E/D	3580	1050	£330.00



AVOLA

Image shown 1424 x 500 black

Overall Height mm	Dimension Width mm	Pipe Centres mm	Wall to Pipe Centres mm	Wall Distance mm	Fuel Type	Heat Outputs ΔT 70°C		RRP PRICES EX. VAT
						Btu	Watts	
823	500	455	55-65	82-92	C/E/D	2118	621	£210.00
1124	500	455	55-65	82-92	C/E/D	2864	840	£290.00
1424	500	455	55-65	82-92	C/E/D	3580	1050	£330.00



MILD STEEL



anthracite

chrome


DORA CHROME

Image shown 1470 x 500 chrome

Overall Height mm	Dimension Width mm	Pipe Centres mm	Wall to Pipe Centres mm	Wall Distance mm	Fuel Type	Heat Outputs ΔT 70°C		RRP PRICES EX.VAT
						Btu	Watts	
1200	500	460	81-96	102-117	C/E/D	1099	322	£376.00
1470	500	460	81-96	102-117	C/E/D	1484	435	£420.00

DORA ANTRACITE

1200	500	460	81-96	102-117	C/E/D	1702	499	£330.00
1470	500	460	81-96	102-117	C/E/D	2303	675	£368.00



LECCO

Image shown 1300 x 500 chrome

Overall Height mm	Dimension Width mm	Pipe Centres mm	Wall to Pipe Centres mm	Wall Distance mm	Fuel Type	Heat Outputs ΔT 70°C		RRP PRICES EX.VAT
						Btu	Watts	
900	500	455	64-79	86-101	C/E/D	956	280	£398.00
1300	500	455	64-79	86-101	C/E/D	1780	522	£512.00




MILD STEEL



chrome
black

chrome
white



ASHEN

Image shown 1000 x 490 white/chrome

Overall Height mm	Dimension Width mm	Pipe Centres mm	Wall to Pipe Centres mm	Wall Distance mm	Fuel Type	Heat Outputs ΔT 70°C		RRP PRICES EX.VAT
						Btu	Watts	
400	490	450	72-87	163-178	C/E/D	1366	401	£380.00
700	490	450	72-87	163-178	C/E/D	2271	666	£458.00
1000	490	450	72-87	163-178	C/E/D	3328	976	£530.00



anthracite

chrome



GLORA CHROME

Image shown 1195 x 500 chrome

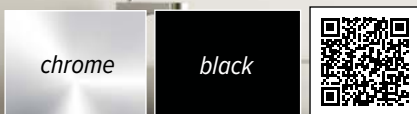
Overall Height mm	Dimension Width mm	Pipe Centres mm	Wall to Pipe Centres mm	Wall Distance mm	Fuel Type	Heat Outputs $\Delta T 70^{\circ}C$		RRP PRICES EX.VAT
						Btu	Watts	
555	500	470	67-82	162-177	C/E/D	846	248	£260.00
875	500	470	67-82	162-177	C/E/D	1442	423	£330.00
1195	500	470	67-82	162-177	C/E/D	1811	531	£415.00

GLORA ANTHRACITE

Overall Height mm	Dimension Width mm	Pipe Centres mm	Wall to Pipe Centres mm	Wall Distance mm	Fuel Type	Heat Outputs $\Delta T 70^{\circ}$		RRP PRICES EX.VAT
						Btu	Watts	
555	500	470	67-82	162-177	C/E/D	1329	390	£235.00
875	500	470	67-82	162-177	C/E/D	2229	654	£294.00
1195	500	470	67-82	162-177	C/E/D	2794	819	£356.00



MILD STEEL



REZZO BLACK

Overall Height mm	Dimension Width mm	Pipe Centres mm	Wall to Pipe Centres mm	Wall Distance mm	Fuel Type	Heat Outputs $\Delta T 70^{\circ}$		RRP PRICES EX.VAT
						Btu	Watts	
740	450	420	65-80	80-95	C/E/D	1287	377	£174.00
1100	450	420	65-80	80-95	C/E/D	1816	533	£202.00
1460	450	420	65-80	80-95	C/E/D	2360	692	£240.00
740	550	520	65-80	80-95	C/E/D	1391	408	£180.00
1100	550	520	65-80	80-95	C/E/D	1960	575	£224.00
1460	550	520	65-80	80-95	C/E/D	2549	748	£270.00



REZZO CHROME

Image shown 1460 x 550 chrome

Overall Height mm	Dimension Width mm	Pipe Centres mm	Wall to Pipe Centres mm	Wall Distance mm	Fuel Type	Heat Outputs $\Delta T 70^{\circ}$		RRP PRICES EX.VAT
						Btu	Watts	
740	450	420	65-80	80-95	C/E/D	900	264	£205.90
1100	450	420	65-80	80-95	C/E/D	1270	372	£245.50
1460	450	420	65-80	80-95	C/E/D	1651	484	£293.90
740	550	520	65-80	80-95	C/E/D	959	281	£212.50
1100	550	520	65-80	80-95	C/E/D	1352	396	£256.50
1460	550	520	65-80	80-95	C/E/D	1758	516	£304.90



MILD STEEL

chrome



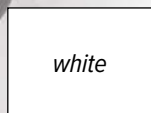

NARDO

Image shown 1200 x 550 chrome

Overall Height mm	Dimension Width mm	Pipe Centres mm	Wall to Pipe Centres mm	Wall Distance mm	Fuel Type	Heat Outputs ΔT 70°C		RRP PRICES EX. VAT
						Btu	Watts	
813	450	418	61-76	77-92	C/E/D	959	281	£293.90
1200	450	418	61-76	77-92	C/E/D	1320	387	£348.90
813	550	518	61-76	77-92	C/E/D	1080	317	£317.00
1200	550	518	61-76	77-92	C/E/D	1476	433	£388.50



MILD STEEL



KALE

Image shown 1436 x 500 black

Overall Height mm	Dimension Width mm	Pipe Centres mm	Wall to Pipe Centres mm	Wall Distance mm	Fuel Type	Heat Outputs ΔT 70°C		RRP PRICES EX.VAT
						Btu	Watts	
816	500	450	55-65	100-110	C/E/D	2690	789	£242.00
1126	500	450	55-65	100-110	C/E/D	3672	1077	£280.00
1436	500	450	55-65	100-110	C/E/D	4402	1291	£368.00



MILD STEEL

chrome



VASTO

Image shown 1460 x 500 chrome

Overall Height mm	Dimension Width mm	Pipe Centres mm	Wall to Pipe Centres mm	Wall Distance mm	Fuel Type	Heat Outputs $\Delta T 70^{\circ}C$		RRP PRICES EX.VAT
						Btu	Watts	
755	500	470	65-80	80-95	C/E/D	1461	428	£255.95
1130	500	470	65-80	80-95	C/E/D	2193	643	£310.40
1460	500	470	65-80	80-95	C/E/D	2884	846	£378.16



MILD STEEL



RAL & SPECIAL COLOURS
PAGE 196 & 197



chrome

anthracite

white



can be mounted left or right hand side

GRACE CHROME

Image shown 1140 x 500 chrome

Overall Height mm	Dimension Width mm	Pipe Centres mm	Wall to Pipe Centres mm	Wall Distance mm	Fuel Type	Heat Outputs ΔT 70°C		RRP PRICES EX.VAT
						Btu	Watts	
780	500	100	61-76	102-117	C/E/D	1210	355	£294.45
1140	500	100	61-76	102-117	C/E/D	1710	501	£366.72

GRACE ANTHRACITE AND WHITE

Overall Height mm	Dimension Width mm	Pipe Centres mm	Wall to Pipe Centres mm	Wall Distance mm	Fuel Type	Heat Outputs ΔT 70°C		RRP PRICES EX.VAT	RAL COLOUR PRICES EX.VAT
						Btu	Watts		
780	500	100	61-76	102-117	C/E/D	1755	515	£157.50	£279.00
1140	500	100	61-76	102-117	C/E/D	2480	727	£212.50	£379.00



RAL & SPECIAL COLOURS
PAGE 196 & 197



can be mounted left or right hand side

CHISA CHROME

Image shown 1130 x 500 chrome




Overall Height mm	Dimension Width mm	Pipe Centres mm	Wall to Pipe Centres mm	Wall Distance mm	Fuel Type	Heat Outputs ΔT 70°C		RRP PRICES EX.VAT
						Btu	Watts	
820	500	100	61-76	102-117	C/E/D	1419	416	£339.22
1130	500	100	61-76	102-117	C/E/D	2021	593	£394.99

CHISA ANTHRACITE AND WHITE

Overall Height mm	Dimension Width mm	Pipe Centres mm	Wall to Pipe Centres mm	Wall Distance mm	Fuel Type	Heat Outputs ΔT 70°C		RRP PRICES EX.VAT	RAL COLOUR PRICES EX.VAT
						Btu	Watts		
820	500	100	61-76	102-117	C/E/D	2028	595	£185.00	£318.00
1130	500	100	61-76	102-117	C/E/D	2930	858	£251.00	£426.00



MILD STEEL



Can be mounted left or right hand side

FLORINA CHROME

Image shown 1235 x 500 chrome

Overall Height mm	Dimension Width mm	Pipe Centres mm	Wall to Pipe Centres mm	Wall Distance mm	Fuel Type	Heat Outputs $\Delta T 70^{\circ}C$		RRP PRICES EX.VAT
						Btu	Watts	
800	500	100	68-83	88-103	C/E/D	1526	448	£273.00
1235	500	100	68-83	88-103	C/E/D	2315	679	£383.00
1525	500	100	68-83	88-103	C/E/D	3016	884	£504.00

FLORINA ANTHRACITE

Overall Height mm	Dimension Width mm	Pipe Centres mm	Wall to Pipe Centres mm	Wall Distance mm	Fuel Type	Heat Outputs $\Delta T 70^{\circ}C$		RRP PRICES EX.VAT
						Btu	Watts	
800	500	100	68-83	88-103	C/E/D	2182	640	£200.00
1235	500	100	68-83	88-103	C/E/D	3308	970	£280.00
1525	500	100	68-83	88-103	C/E/D	4994	1465	£350.00



Can be mounted left or right hand side



SESIA

Image shown 1500 x 500 chrome

Overall Height mm	Dimension Width mm	Pipe Centres mm	Wall to Pipe Centres mm	Wall Distance mm	Fuel Type	Heat Outputs ΔT 70°C		RRP PRICES EX. VAT
						Btu	Watts	
860	500	100	65-80	85-100	C/E/D	1938	568	£348.90
1180	500	100	65-80	85-100	C/E/D	2539	745	£427.00
1500	500	100	65-80	85-100	C/E/D	3326	975	£548.00



Material Steel




5 Year Guarantee



Next Working Day Delivery



MILD STEEL



(For pipe centre measurement including valves add/subtract 90mm accordingly)

SERPE CHROME

Image shown 510 x 500 chrome

Overall Height mm	Dimension Width mm	Pipe Centres mm	Wall to Pipe Centres mm	Wall Distance mm	Fuel Type	Heat Outputs ΔT 70°C		RRP PRICES EX.VAT
						Btu	Watts	
270	500	500	65-80	80-95	C	567	166	£284.00
510	500	500	65-80	80-95	C	970	284	£348.90
750	500	500	65-80	80-95	C	1151	338	£410.00

SERPE ANTHRACITE

Overall Height mm	Dimension Width mm	Pipe Centres mm	Wall to Pipe Centres mm	Wall Distance mm	Fuel Type	Heat Outputs ΔT 70°C		RRP PRICES EX.VAT
						Btu	Watts	
270	500	500	65-80	80-95	C	839	246	£194.90
510	500	500	65-80	80-95	C	1445	424	£251.00
750	500	500	65-80	80-95	C	1780	522	£310.00



anthracite

chrome



TICINO CHROME

Overall Height mm	Dimension Width mm	Pipe Centres mm	Wall to Pipe Centres mm	Wall Distance mm	Fuel Type	Heat Outputs ΔT 70°C		RRP PRICES EX.VAT
						Btu	Watts	
450	500	460	72-87	162-177	C/E/D	607	178	£270.00

TICINO ANTHRACITE

Overall Height mm	Dimension Width mm	Pipe Centres mm	Wall to Pipe Centres mm	Wall Distance mm	Fuel Type	Heat Outputs ΔT 70°C		RRP PRICES EX.VAT
						Btu	Watts	
450	500	460	72-87	162-177	C/E/D	956	280	£240.00

MILD STEEL



chrome



ELVINA

Overall Height mm	Dimension Width mm	Pipe Centres mm	Wall to Pipe Centres mm	Wall Distance mm	Fuel Type	Heat Outputs ΔT 70°C		RRP PRICES EX. VAT
						Btu	Watts	
350	500	470	67-82	302-317	C	908	266	£306.00





chrome



ELVINA 2

Overall Height mm	Dimension Width mm	Pipe Centres mm	Wall to Pipe Centres mm	Wall Distance mm	Fuel Type	Heat Outputs ΔT 70°C		RRP PRICES EX.VAT
						Btu	Watts	
1000	500	470	67-82	302-317	C/E/D	1346	395	£460.00

Material Steel

5 Year Guarantee

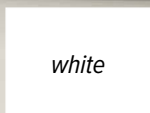
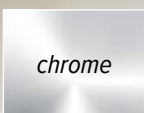
Next Working Day Delivery

EN 442

MILD STEEL



RAL & SPECIAL COLOURS
PAGE 196 & 197




ARBORI CHROME

Image shown 1510 x 500 chrome

Overall Height mm	Dimension Width mm	Pipe Centres mm	Wall to Pipe Centres mm	Wall Distance mm	Fuel Type	Heat Outputs $\Delta T 70^{\circ}\text{C}$		RRP PRICES EX.VAT
						Btu	Watts	
820	500	450	61-76	102-117	C/E/D	1499	440	£300.00
1130	500	450	61-76	102-117	C/E/D	2021	593	£380.00
1510	500	450	61-76	102-117	C/E/D	2688	788	£490.00

ARBORI WHITE AND ANTHRACITE

Overall Height mm	Dimension Width mm	Pipe Centres mm	Wall to Pipe Centres mm	Wall Distance mm	Fuel Type	Heat Outputs $\Delta T 70^{\circ}\text{C}$		RRP PRICES EX.VAT	RAL COLOUR PRICES EX.VAT
						Btu	Watts		
820	500	450	61-76	102-117	C/E/D	2173	637	£152.00	£294.00
1130	500	450	61-76	102-117	C/E/D	2930	859	£196.00	£360.00
1510	500	450	61-76	102-117	C/E/D	3898	1143	£251.00	£463.00



anthracite

chrome



SERENA CHROME

Image shown 1200 x 500 chrome

Overall Height mm	Dimension Width mm	Pipe Centres mm	Wall to Pipe Centres mm	Wall Distance mm	Fuel Type	Heat Outputs ΔT 70°C		RRP PRICES EX.VAT
						Btu	Watts	
800	300	270	65-80	80-95	C/E/D	730	214	£197.27
1200	300	270	65-80	80-95	C/E/D	1097	322	£247.48
500	500	470	65-80	80-95	C/E/D	767	225	£172.46
800	500	470	65-80	80-95	C/E/D	1218	357	£212.39
1200	500	470	65-80	80-95	C/E/D	1828	536	£260.79

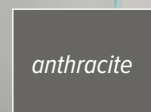
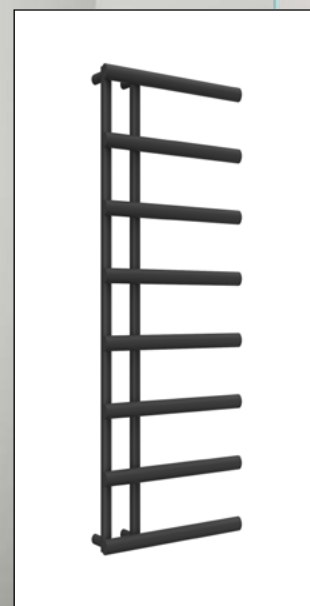

SERENA ANTHRACITE

Overall Height mm	Dimension Width mm	Pipe Centres mm	Wall to Pipe Centres mm	Wall Distance mm	Fuel Type	Heat Outputs ΔT 70°C		RRP PRICES EX.VAT
						Btu	Watts	
800	300	270	65-80	80-95	C/E/D	1036	304	£146.50
1200	300	270	65-80	80-95	C/E/D	1558	457	£183.90
500	500	470	65-80	80-95	C/E/D	1082	317	£132.20
800	500	470	65-80	80-95	C/E/D	1730	507	£160.80
1200	500	470	65-80	80-95	C/E/D	2596	761	£196.00

MILD STEEL



Can be mounted left or right hand side




MATERA CHROME

Image shown 998 x 500 chrome

Overall Height mm	Dimension Width mm	Pipe Centres mm	Wall to Pipe Centres mm	Wall Distance mm	Fuel Type	Heat Outputs ΔT 70°C		RRP PRICES EX. VAT
						Btu	Watts	
722	500	100	61-76	110-125	C/E/D	1248	366	£267.50
998	500	100	61-76	110-125	C/E/D	1684	494	£317.00
1412	500	100	61-76	110-125	C/E/D	2337	685	£394.00

MATERA ANTHRACITE

Overall Height mm	Dimension Width mm	Pipe Centres mm	Wall to Pipe Centres mm	Wall Distance mm	Fuel Type	Heat Outputs ΔT 70°C		RRP PRICES EX. VAT
						Btu	Watts	
722	500	100	61-76	110-125	C/E/D	1784	523	£179.50
998	500	100	61-76	110-125	C/E/D	2408	706	£207.00
1412	500	100	61-76	110-125	C/E/D	3341	980	£267.50



Can be mounted left or right hand side

ELISA CHROME

Image shown 1550 x 500 chrome

Overall Height mm	Dimension Width mm	Pipe Centres mm	Wall to Pipe Centres mm	Wall Distance mm	Fuel Type	Heat Outputs ΔT 70°C		RRP PRICES EX. VAT
						Btu	Watts	
1000	500	100	62-82	100-120	C/E/D	2269	665	£278.50
1550	500	100	62-82	100-120	C/E/D	3481	1021	£438.00

ELISA BLACK

1000	500	100	62-82	100-120	C/E/D	3335	978	£220.00
1550	500	100	62-82	100-120	C/E/D	5117	1501	£340.00



MILD STEEL




Note: LAGO 1 single bar. LAGO 2 double bar

LAGO 1 CHROME & BLACK

Overall Height mm	Dimension Width mm	Pipe Centres mm	Wall to Pipe Centres mm	Wall Distance mm	Fuel Type	Heat Outputs ΔT 70°C		RRP PRICES EX.VAT
						Btu	Watts	
450	600	420	65-80	105-120	C/E/D	795	233	£190.50

LAGO 2 CHROME & BLACK

Overall Height mm	Dimension Width mm	Pipe Centres mm	Wall to Pipe Centres mm	Wall Distance mm	Fuel Type	Heat Outputs ΔT 70°C		RRP PRICES EX.VAT
						Btu	Watts	
450	600	420	65-80	105-120	C/E/D	998	293	£204.80



BRENO

Overall Height mm	Dimension Width mm	Pipe Centres mm	Wall to Pipe Centres mm	Wall Distance mm	Fuel Type	Heat Outputs ΔT 70°C		RRP PRICES EX.VAT
						Btu	Watts	
350	720	50	67-82	107-122	C	802	235	£304.63



Material
Steel

5 Year
Guarantee



Next Working
Day Delivery



MILD STEEL



Can be mounted left or right hand side

NOLA

Overall Height mm	Dimension Width mm	Pipe Centres mm	Wall to Pipe Centres mm	Wall Distance mm	Fuel Type	Heat Outputs ΔT 70°C		RRP PRICES EX.VAT
						Btu	Watts	
1400	600	110	64-79	136-151	C/E/D	3160	927	£458.32

102  Material Steel

 5 Year Guarantee

 Next Working Day Delivery

 EN 442

C: CENTRAL HEATING | E: ELECTRIC | D:DUAL FUEL




chrome

TEANO

Overall Height mm	Dimension Width mm	Pipe Centres mm	Wall to Pipe Centres mm	Wall Distance mm	Fuel Type	Heat Outputs ΔT 70°C		RRP PRICES EX.VAT
						Btu	Watts	
1300	600	100	64-79	168-183	C/E/D	2889	847	£483.73



MILD STEEL



chrome



MARCO

Image shown 1100 x 500 chrome

Overall Height mm	Dimension Width mm	Pipe Centres mm	Wall to Pipe Centres mm	Wall Distance mm	Fuel Type	Heat Outputs ΔT 70°C		RRP PRICES EX.VAT
						Btu	Watts	
800	500	468	61-76	137-152	C/E/D	1623	476	£288.18
1100	500	468	61-76	137-152	C/E/D	2212	649	£366.61
1400	500	468	61-76	137-152	C/E/D	2683	787	£465.28





MILD STEEL



chrome


ALIANO

Image shown 1000 x 500 chrome

Overall Height mm	Dimension Width mm	Pipe Centres mm	Wall to Pipe Centres mm	Wall Distance mm	Fuel Type	Heat Outputs ΔT 70°C		RRP PRICES EX.VAT
						Btu	Watts	
500	500	468	61-76	137-152	C/E/D	706	207	£179.50
1000	500	468	61-76	137-152	C/E/D	1413	414	£273.00




MILD STEEL



CARPI

Image shown 1300 x 500 chrome

Overall Height mm	Dimension Width mm	Pipe Centres mm	Wall to Pipe Centres mm	Wall Distance mm	Fuel Type	Heat Outputs ΔT 70°C		RRP PRICES EX.VAT
						Bitu	Watts	
800	300	268	61-76	77-92	C/E/D	1145	336	£216.93
1200	300	268	61-76	77-92	C/E/D	1659	487	£270.00
800	400	368	61-76	77-92	C/E/D	1526	448	£223.28
1200	400	368	61-76	77-92	C/E/D	2212	649	£290.00
950	500	468	61-76	77-92	C/E/D	1908	560	£248.69
1300	500	468	61-76	77-92	C/E/D	2912	854	£340.00



TRENTO

Image shown 1300 x 500 chrome

Overall Height mm	Dimension Width mm	Pipe Centres mm	Wall to Pipe Centres mm	Wall Distance mm	Fuel Type	Heat Outputs ΔT 70°C		RRP PRICES EX.VAT
						Btu	Watts	
950	500	440	65-80	85-100	C/E/D	2337	685	£324.92
1300	500	440	65-80	85-100	C/E/D	3357	984	£399.88

MILD STEEL



chrome



CLARO

Image shown 1200 x 300 chrome

Overall Height mm	Dimension Width mm	Pipe Centres mm	Wall to Pipe Centres mm	Wall Distance mm	Fuel Type	Heat Outputs ΔT 70°C		RRP PRICES EX. VAT
						Btu	Watts	
900	300	100	41	310	C/E/D	1547	454	£274.10
1200	300	100	41	310	C/E/D	2139	627	£337.63
1600	300	100	41	310	C/E/D	2788	818	£413.86


108 Material Steel

5 Year Guarantee

Next Working Day Delivery

EN 442

C: CENTRAL HEATING | E: ELECTRIC | D:DUAL FUEL




(For pipe centre measurement including valves add/subtract 90mm accordingly)

ELTHAM

Overall Height mm	Dimension Width mm	Pipe Centres mm	Wall to Pipe Centres mm	Wall Distance mm	Fuel Type	Heat Outputs ΔT 70°C		RRP PRICES EX.VAT
						Btu	Watts	
1200	500	363	43	132	C/E/D	1067	313	£494.00



TRADITIONAL



VICTORIA

Overall Height mm	Dimension Width mm	Pipe Centres mm	Wall to Pipe Centres mm	Wall Distance mm	Fuel Type	Heat Outputs ΔT 70°C		RRP PRICES EX.VAT
						Btu	Watts	
960	675	528	105	230	C/E/D	5452	1599	£375.00

110



Material Steel

5

Year Guarantee



Next Working Day Delivery



C: CENTRAL HEATING | E: ELECTRIC | D:DUAL FUEL
For pipe centre measurement including valves add/subtract 90mm accordingly



ALICIA

Overall Height mm	Dimension Width mm	Pipe Centres mm	Wall to Pipe Centres mm	Wall Distance mm	Fuel Type	Heat Outputs ΔT 70°C		RRP PRICES EX.VAT
						Btu	Watts	
950	475	330	95	235	C	3431	1006	£375.00



C: CENTRAL HEATING | E: ELECTRIC | D:DUAL FUEL
For pipe centre measurement including valves add/subtract 90mm accordingly

TRADITIONAL



chrome



OXFORD

Overall Height mm	Dimension Width mm	Pipe Centres mm	Wall to Pipe Centres mm	Wall Distance mm	Fuel Type	Heat Outputs ΔT 70°C		RRP PRICES EX.VAT
						Btu	Watts	
960	500	373	125	180	C	4105	1204	£375.00

112  Material Steel

 5 Year Guarantee

 Next Working Day Delivery

 EN 442

C: CENTRAL HEATING | E: ELECTRIC | D:DUAL FUEL
For pipe centre measurement including valves add/subtract 90mm accordingly

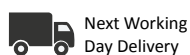


chrome

CAMDEN

Image shown 505 x 770 chrome

Overall Height mm	Dimension Width mm	Pipe Centres mm	Wall to Pipe Centres mm	Wall Distance mm	Fuel Type	Heat Outputs ΔT 70°C		RRP PRICES EX.VAT
						Btu	Watts	
505	675	675	50	260	C	2427	712	£350.00
505	770	770	50	260	C	3013	884	£375.00



C: CENTRAL HEATING | E: ELECTRIC | D:DUAL FUEL
For pipe centre measurement including valves add/subtract 90mm accordingly

TOWEL RAIL



25_{mm}
TUBES

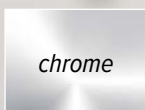


Image shown 1200 x 500 curved



DIVA - 25mm TOWEL RAIL

TOWEL RAIL

CHROME FLAT

CHROME CURVED

Overall Height mm	Dimension Width mm	Pipe Centres mm	Wall to Pipe Centres mm	Wall Distance mm	Fuel Type	Heat Outputs ΔT 70°C	
						Btu	Watts
600	300	260	70-85	85-100	C/E/D	680	199
800	300	260	70-85	85-100	C/E/D	820	240
1200	300	260	70-85	85-100	C/E/D	1438	422
1600	300	260	70-85	85-100	C/E/D	1982	581
800	400	360	70-85	85-100	C/E/D	1035	304
1000	400	360	70-85	85-100	C/E/D	1508	442
1200	400	360	70-85	85-100	C/E/D	1980	581
1600	400	360	70-85	85-100	C/E/D	2460	721
1800	400	360	70-85	85-100	C/E/D	2710	795
800	450	410	70-85	85-100	C/E/D	1103	323
1200	450	410	70-85	85-100	C/E/D	2082	611
1800	450	410	70-85	85-100	C/E/D	2988	876
800	500	460	70-85	85-100	C/E/D	1238	363
1000	500	460	70-85	85-100	C/E/D	1721	505
1200	500	460	70-85	85-100	C/E/D	2205	647
1400	500	460	70-85	85-100	C/E/D	2489	730
1600	500	460	70-85	85-100	C/E/D	2870	842
1800	500	460	70-85	85-100	C/E/D	3310	971
800	600	560	70-85	85-100	C/E/D	1363	400
1000	600	560	70-85	85-100	C/E/D	1860	545
1200	600	560	70-85	85-100	C/E/D	2385	699
1400	600	560	70-85	85-100	C/E/D	2752	807
1600	600	560	70-85	85-100	C/E/D	3121	915
1800	600	560	70-85	85-100	C/E/D	3556	1043
800	750	710	70-85	85-100	C/E/D	1534	450
1200	750	710	70-85	85-100	C/E/D	2570	754
1800	750	710	70-85	85-100	C/E/D	3852	1130
<hr/>							
800	400	360	70-85	85-100	C/E/D	1035	304
1000	400	360	70-85	85-100	C/E/D	1508	442
1200	400	360	70-85	85-100	C/E/D	1980	581
1600	400	360	70-85	85-100	C/E/D	2460	721
1800	400	360	70-85	85-100	C/E/D	2710	795
800	450	410	70-85	85-100	C/E/D	1103	323
1200	450	410	70-85	85-100	C/E/D	2082	611
1800	450	410	70-85	85-100	C/E/D	2988	876
800	500	460	70-85	85-100	C/E/D	1238	363
1000	500	460	70-85	85-100	C/E/D	1721	505
1200	500	460	70-85	85-100	C/E/D	2205	647
1400	500	460	70-85	85-100	C/E/D	2489	730
1600	500	460	70-85	85-100	C/E/D	2870	842
1800	500	460	70-85	85-100	C/E/D	3310	971
800	600	560	70-85	85-100	C/E/D	1363	400
1000	600	560	70-85	85-100	C/E/D	1860	545
1200	600	560	70-85	85-100	C/E/D	2385	699
1400	600	560	70-85	85-100	C/E/D	2752	807
1600	600	560	70-85	85-100	C/E/D	3121	915
1800	600	560	70-85	85-100	C/E/D	3556	1043
800	750	710	70-85	85-100	C/E/D	1534	450
1200	750	710	70-85	85-100	C/E/D	2570	754
1800	750	710	70-85	85-100	C/E/D	3852	1130

TOWEL RAIL



black



DIVA BLACK FLAT

Image shown 1200 x 500 black

Overall Height mm	Dimension Width mm	Pipe Centres mm	Wall to Pipe Centres mm	Wall Distance mm	Fuel Type	Heat Outputs ΔT 70°C	
						Btu	Watts
800	400	360	70-85	85-100	C/E/D	1511	443
1200	400	360	70-85	85-100	C/E/D	2890	848
1800	400	360	70-85	85-100	C/E/D	3983	1168
800	500	460	70-85	85-100	C/E/D	1814	532
1200	500	460	70-85	85-100	C/E/D	3242	951
1800	500	460	70-85	85-100	C/E/D	4833	1417
800	600	560	70-85	85-100	C/E/D	2004	588
1200	600	560	70-85	85-100	C/E/D	3502	1027
1800	600	560	70-85	85-100	C/E/D	5227	1533





anthracite

DIVA ANTHRACITE FLAT

Image shown 1200 x 500 anthracite

Overall Height mm	Dimension Width mm	Pipe Centres mm	Wall to Pipe Centres mm	Wall Distance mm	Fuel Type	Heat Outputs ΔT 70°C	
						Btu	Watts
800	400	360	70-85	85-100	C/E/D	1511	443
1200	400	360	70-85	85-100	C/E/D	2890	848
1800	400	360	70-85	85-100	C/E/D	3983	1168
800	500	460	70-85	85-100	C/E/D	1814	532
1200	500	460	70-85	85-100	C/E/D	3242	951
1800	500	460	70-85	85-100	C/E/D	4833	1417
800	600	560	70-85	85-100	C/E/D	2004	588
1200	600	560	70-85	85-100	C/E/D	3502	1027
1800	600	560	70-85	85-100	C/E/D	5227	1533

TOWEL RAIL





white



DIVA WHITE FLAT

Image shown 1200 x 500 white

Overall Height mm	Dimension Width mm	Pipe Centres mm	Wall to Pipe Centres mm	Wall Distance mm	Fuel Type	Heat Outputs $\Delta T 70^{\circ}C$	
						Btu	Watts
800	300	260	70-85	85-100	C/E/D	1324	388
1200	300	260	70-85	85-100	C/E/D	2351	689
800	400	360	70-85	85-100	C/E/D	1511	443
1200	400	360	70-85	85-100	C/E/D	2890	848
1800	400	360	70-85	85-100	C/E/D	3983	1168
800	500	460	70-85	85-100	C/E/D	1814	532
1200	500	460	70-85	85-100	C/E/D	3242	951
1800	500	460	70-85	85-100	C/E/D	4833	1417
800	600	560	70-85	85-100	C/E/D	2004	588
1200	600	560	70-85	85-100	C/E/D	3502	1027
1800	600	560	70-85	85-100	C/E/D	5227	1533



CAPO CHROME FLAT & CURVED OPTIONS

Image shown 1200 x 500 chrome

Overall Height mm	Dimension Width mm	Pipe Centres mm	Wall to Pipe Centres mm	Wall Distance mm	Fuel Type	Heat Outputs ΔT 70°C	
						Btu	Watts
800	400	355	70-85	85-100	C/E/D	914	268
1000	400	355	70-85	85-100	C/E/D	1171	343
1200	400	355	70-85	85-100	C/E/D	1312	384
1600	400	355	70-85	85-100	C/E/D	1734	508
1800	400	355	70-85	85-100	C/E/D	1833	538
800	500	455	70-85	85-100	C/E/D	1081	317
1000	500	455	70-85	85-100	C/E/D	1343	393
1200	500	455	70-85	85-100	C/E/D	1548	453
1600	500	455	70-85	85-100	C/E/D	2044	599
1800	500	455	70-85	85-100	C/E/D	2240	657
800	600	555	70-85	85-100	C/E/D	1253	367
1000	600	555	70-85	85-100	C/E/D	1516	444
1200	600	555	70-85	85-100	C/E/D	1795	526
1600	600	555	70-85	85-100	C/E/D	2371	695
1800	600	555	70-85	85-100	C/E/D	3638	1067

TOWEL RAIL



black



CAPO BLACK FLAT

Image shown 1200 x 500 black

Overall Height mm	Dimension Width mm	Pipe Centres mm	Wall to Pipe Centres mm	Wall Distance mm	Fuel Type	Heat Outputs $\Delta T 70^{\circ}\text{C}$	
						Btu	Watts
800	400	355	70-85	85-100	C/E/D	1348	395
800	500	455	70-85	85-100	C/E/D	1599	469
800	600	555	70-85	85-100	C/E/D	1864	547
1000	400	355	70-85	85-100	C/E/D	1733	508
1000	500	455	70-85	85-100	C/E/D	2001	587
1000	600	555	70-85	85-100	C/E/D	2254	661
1200	400	355	70-85	85-100	C/E/D	1949	572
1200	500	455	70-85	85-100	C/E/D	2318	680
1200	600	555	70-85	85-100	C/E/D	2660	780
1600	400	355	70-85	85-100	C/E/D	2583	757
1600	500	455	70-85	85-100	C/E/D	3050	894
1600	600	555	70-85	85-100	C/E/D	3532	1036
1800	400	355	70-85	85-100	C/E/D	2279	668
1800	500	455	70-85	85-100	C/E/D	3380	991
1800	600	555	70-85	85-100	C/E/D	3976	1166





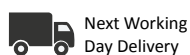
anthracite



CAPO ANTHRACITE FLAT

Image shown 1200 x 500 anthracite

Overall Height mm	Dimension Width mm	Pipe Centres mm	Wall to Pipe Centres mm	Wall Distance mm	Fuel Type	Heat Outputs $\Delta T 70^{\circ}C$	
						Btu	Watts
800	400	355	70-85	85-100	C/E/D	1348	395
800	500	455	70-85	85-100	C/E/D	1599	469
800	600	555	70-85	85-100	C/E/D	1864	547
1000	400	355	70-85	85-100	C/E/D	1733	508
1000	500	455	70-85	85-100	C/E/D	2001	587
1000	600	555	70-85	85-100	C/E/D	2254	661
1200	400	355	70-85	85-100	C/E/D	1949	572
1200	500	455	70-85	85-100	C/E/D	2318	680
1200	600	555	70-85	85-100	C/E/D	2660	780
1600	400	355	70-85	85-100	C/E/D	2583	757
1600	500	455	70-85	85-100	C/E/D	3050	894
1600	600	555	70-85	85-100	C/E/D	3532	1036
1800	400	355	70-85	85-100	C/E/D	2279	668
1800	500	455	70-85	85-100	C/E/D	3380	991
1800	600	555	70-85	85-100	C/E/D	3976	1166



TOWEL RAIL



white



CAPO WHITE FLAT

Image shown 1200 x 500

Overall Height mm	Dimension Width mm	Pipe Centres mm	Wall to Pipe Centres mm	Wall Distance mm	Fuel Type	Heat Outputs ΔT 70°C	
						Btu	Watts
800	400	355	70-85	85-100	C/E/D	1348	395
800	500	455	70-85	85-100	C/E/D	1599	469
800	600	555	70-85	85-100	C/E/D	1864	547
1000	400	355	70-85	85-100	C/E/D	1733	508
1000	500	455	70-85	85-100	C/E/D	2001	587
1000	600	555	70-85	85-100	C/E/D	2254	661
1200	400	355	70-85	85-100	C/E/D	1949	572
1200	500	455	70-85	85-100	C/E/D	2318	680
1200	600	555	70-85	85-100	C/E/D	2660	780
1600	400	355	70-85	85-100	C/E/D	2583	757
1600	500	455	70-85	85-100	C/E/D	3050	894
1600	600	555	70-85	85-100	C/E/D	3532	1036
1800	400	355	70-85	85-100	C/E/D	2279	668
1800	500	455	70-85	85-100	C/E/D	3380	991
1800	600	555	70-85	85-100	C/E/D	3976	1166



OTTONE

Image shown 1200 x 500

Overall Height mm	Dimension Width mm	Pipe Centres mm	Wall to Pipe Centres mm	Wall Distance mm	Fuel Type	Heat Outputs ΔT 70°C	
						Btu	Watts
800	500	455	59-69	74-84	C/E/D	1081	317
1200	500	455	59-69	74-84	C/E/D	1548	453
1600	500	455	59-69	74-84	C/E/D	2044	599
800	600	555	59-69	74-84	C/E/D	1253	367
1200	600	555	59-69	74-84	C/E/D	1795	526
1600	600	555	59-69	74-84	C/E/D	2371	695



Why choose a stainless steel radiator?

Stainless steel is a high quality material which does not rust so perfect for those luxurious wet room bathrooms.

It's an efficient conductor of heat which retains the heat for longer once you switch your heating system off.

The Polished finish will fit in perfectly in bathrooms, bedrooms & living rooms. The brushed effect will compliment any of your kitchen appliances.

Supplied with a 25 Year Guarantee.



STAINLESS STEEL

polished



EOS

Image shown 1500 x 500 polished

Overall Height mm	Dimension Width mm	Pipe Centres mm	Wall to Pipe Centres mm	Wall Distance mm	Fuel Type	Heat Outputs ΔT 70°C		RRP PRICES EX.VAT
						Btu	Watts	
430	500	468	50-60	75-85	C/E/D	970	284	£190.00
720	500	468	50-60	75-85	C/E/D	1935	567	£262.00
1200	500	468	50-60	75-85	C/E/D	2660	780	£350.00
1500	500	468	50-60	75-85	C/E/D	3544	1039	£450.00
430	600	568	50-60	75-85	C/E/D	1109	325	£196.00
720	600	568	50-60	75-85	C/E/D	2088	612	£290.00
1200	600	568	50-60	75-85	C/E/D	3166	928	£390.00
1500	600	568	50-60	75-85	C/E/D	3749	1099	£502.00



Material
Stainless Steel

25

Year
Guarantee



Next Working
Day Delivery



C: CENTRAL HEATING | E: ELECTRIC | D: DUAL FUEL

STAINLESS STEEL



Image shown 1200 x 500



LUNA FLAT

Overall Height mm	Dimension Width mm	Pipe Centres mm	Wall to Pipe Centres mm	Wall Distance mm	Fuel Type	Heat Outputs $\Delta T 70^{\circ}C$		RRP PRICES EX.VAT
						Btu	Watts	
600	300	268	50-60	65-75	C/E/D	881	258	£192.00
720	350	318	50-60	65-75	C/E/D	1346	395	£230.00
1200	350	318	50-60	65-75	C/E/D	2384	699	£330.00
1500	350	318	50-60	65-75	C/E/D	2799	821	£390.00
430	500	468	50-60	65-75	C/E/D	970	284	£182.00
720	500	468	50-60	65-75	C/E/D	1935	567	£258.00
1200	500	468	50-60	65-75	C/E/D	2660	780	£342.00
1500	500	468	50-60	65-75	C/E/D	3544	1039	£440.00
430	600	568	50-60	65-75	C/E/D	1109	325	£190.00
720	600	568	50-60	65-75	C/E/D	2088	612	£280.00
1200	600	568	50-60	65-75	C/E/D	3166	928	£380.00
1500	600	568	50-60	65-75	C/E/D	3749	1099	£490.00



The range of the Luna and Eos stainless steel towel rails are now polished to a superior standard and feature an elegant design tube arrangement which looks perfect at home in a contemporary or traditional bathroom.

With both models now made in a heavier grade of stainless steel to ensure not just the best quality but you receive the assurance of a 25 year guarantee against manufacturing defect, making these two models the best available stainless steel towel rails in the market.

Consideration has even been given to the design of air vent arrangement, there are no more unsightly air vents on the back of the towel rail and the possibility of venting the system water onto the wall, the new design of air vent is now incorporated and concealed into the top of each towel rail and covered with a perfectly finish screwed on stainless steel cap which completely makes Luna and Eos the answer to your bathroom.

STAINLESS STEEL



polished



SAVIO

Image shown 1360 x 500 polished

Overall Height mm	Dimension Width mm	Pipe Centres mm	Wall to Pipe Centres mm	Wall Distance mm	Fuel Type	Heat Outputs ΔT 70°C		RRP PRICES EX.VAT
						Btu	Watts	
800	500	470	50-60	67-77	C/E/D	1139	334	£262.00
1080	500	470	50-60	67-77	C/E/D	1530	449	£320.00
1360	500	470	50-60	67-77	C/E/D	1921	563	£370.00





STAINLESS STEEL

polished



BELBO

Overall Height mm	Dimension Width mm	Pipe Centres mm	Wall to Pipe Centres mm	Wall Distance mm	Fuel Type	Heat Outputs ΔT 70°C		RRP PRICES EX.VAT
						Btu	Watts	
820	530	500	50-60	147	C/E/D	1303	382	£310.00
1180	530	500	50-60	147	C/E/D	1878	551	£414.00
1540	530	500	50-60	147	C/E/D	2449	718	£490.00



Material
Stainless Steel

25

Year
Guarantee



Next Working
Day Delivery



C: CENTRAL HEATING | E: ELECTRIC | D: DUAL FUEL

STAINLESS STEEL



polished



Can be mounted left or right hand side

GROSSO

Image shown 1250 x 500 polished

Overall Height mm	Dimension Width mm	Pipe Centres mm	Wall to Pipe Centres mm	Wall Distance mm	Fuel Type	Heat Outputs ΔT 70°C		RRP PRICES EX.VAT
						Btu	Watts	
850	500	50	65-80	130-145	C/E/D	1213	356	£370.00
1250	500	50	65-80	130-145	C/E/D	1685	494	£470.00
1650	500	50	65-80	130-145	C/E/D	2166	635	£580.00





STAINLESS STEEL

polished



Can be mounted left or right hand side

PIAZZA

Image shown 1670 x 500 polished

Overall Height mm	Dimension Width mm	Pipe Centres mm	Wall to Pipe Centres mm	Wall Distance mm	Fuel Type	Heat Outputs $\Delta T 70^{\circ}C$		RRP PRICES EX.VAT
						Btu	Watts	
870	500	50	65-80	120-135	C/E/D	1250	367	£447.90
1270	500	50	65-80	120-135	C/E/D	1737	509	£568.90
1670	500	50	65-80	120-135	C/E/D	2233	655	£735.00



Material
Stainless Steel

25

Year
Guarantee



Next Working
Day Delivery



C: CENTRAL HEATING | E: ELECTRIC | D: DUAL FUEL

STAINLESS STEEL



polished



MISA

Image shown 1450 x 530 polished

Overall Height mm	Dimension Width mm	Pipe Centres mm	Wall to Pipe Centres mm	Wall Distance mm	Fuel Type	Heat Outputs ΔT 70°C		RRP PRICES EX. VAT
						Btu	Watts	
720	530	500	50-60	67-77	C/E/D	1056	310	£320.00
1120	530	500	50-60	67-77	C/E/D	1609	472	£440.00
1450	530	500	50-60	67-77	C/E/D	2078	609	£536.00





polished



ALENTO

Image shown 1120 x 530 polished

Overall Height mm	Dimension Width mm	Pipe Centres mm	Wall to Pipe Centres mm	Wall Distance mm	Fuel Type	Heat Outputs ΔT 70°C		RRP PRICES EX.VAT
						Btu	Watts	
720	530	500	50-60	245-255	C/E/D	1316	386	£390.00
1120	530	500	50-60	245-255	C/E/D	1868	548	£520.00
1450	530	500	50-60	245-255	C/E/D	2337	685	£604.00



Material Stainless Steel

25 Year Guarantee



Next Working Day Delivery



STAINLESS STEEL



polished



Can be mounted left or right hand side

CAPELLI

Image shown 1235 x 500 polished

Overall Height mm	Dimension Width mm	Pipe Centres mm	Wall to Pipe Centres mm	Wall Distance mm	Fuel Type	Heat Outputs ΔT 70°C		RRP PRICES EX.VAT
						Btu	Watts	
800	500	50	65-80	90-105	C/E/D	1611	472	£390.00
1235	500	50	65-80	90-105	C/E/D	2461	722	£590.00
1525	500	50	65-80	90-105	C/E/D	3008	882	£690.00





STAINLESS STEEL

polished



Can be mounted left or right hand side

RICADI

Image shown 1440 x 500 polished

Overall Height mm	Dimension Width mm	Pipe Centres mm	Wall to Pipe Centres mm	Wall Distance mm	Fuel Type	Heat Outputs ΔT 70°C		RRP PRICES EX.VAT
						Btu	Watts	
840	500	50	65-80	90-105	C/E/D	2404	705	£470.00
1140	500	50	65-80	90-105	C/E/D	3188	935	£630.00
1440	500	50	65-80	90-105	C/E/D	3890	1141	£750.00



Material
Stainless Steel

25

Year
Guarantee



Next Working
Day Delivery



C: CENTRAL HEATING | E: ELECTRIC | D: DUAL FUEL 135

STAINLESS STEEL



Can be mounted left or right hand side


CELICO

Image shown 1000 x 500 polished


Overall Height mm	Dimension Width mm	Pipe Centres mm	Wall to Pipe Centres mm	Wall Distance mm	Fuel Type	Heat Outputs ΔT 70°C		RRP PRICES EX.VAT
						Btu	Watts	
585	500	50	65-80	112-127	C/E/D	1044	306	£290.00
1000	500	50	65-80	112-127	C/E/D	2088	612	£380.00
1415	500	50	65-80	112-127	C/E/D	2954	866	£530.00



STAINLESS STEEL



Can be mounted left or right hand side



polished

ADORA

Image shown 1106 x 500 polished

Overall Height mm	Dimension Width mm	Pipe Centres mm	Wall to Pipe Centres mm	Wall Distance mm	Fuel Type	Heat Outputs ΔT 70°C		RRP PRICES EX.VAT
						Btu	Watts	
800	500	50	65-80	112-127	C/E/D	2723	799	£450.00
1106	500	50	65-80	112-127	C/E/D	3632	1065	£600.00



Material
Stainless Steel

25

Year
Guarantee



Next Working
Day Delivery



STAINLESS STEEL



RIMA

Image shown 1260 x 500 polished

Overall Height mm	Dimension Width mm	Pipe Centres mm	Wall to Pipe Centres mm	Wall Distance mm	Fuel Type	Heat Outputs ΔT 70°C		RRP PRICES EX.VAT
						Btu	Watts	
780	500	50	105-120	125-140	C	1487	436	£420.00
1020	500	50	105-120	125-140	C	1983	582	£480.00
1260	500	50	105-120	125-140	C	2478	727	£550.00
1500	500	50	105-120	125-140	C	2974	872	£650.00





polished

EGNA

Image shown 1495 x 500 polished

Overall Height mm	Dimension Width mm	Pipe Centres mm	Wall to Pipe Centres mm	Wall Distance mm	Fuel Type	Heat Outputs ΔT 70°C		RRP PRICES EX.VAT
						Btu	Watts	
775	500	50	65-80	80-95	C	1341	393	£350.00
1255	500	50	65-80	80-95	C	2420	710	£480.00
1495	500	50	65-80	80-95	C	2959	868	£560.00

STAINLESS STEEL



Can be mounted left or right hand side

polished

brushed




CAVO

Image shown 1230 x 500 polished

Overall Height mm	Dimension Width mm	Pipe Centres mm	Wall to Pipe Centres mm	Wall Distance mm	Fuel Type	Heat Outputs ΔT 70°C		RRP PRICES EX.VAT
						Btu	Watts	
530	500	50	65-80	105-120	C/E/D	985	289	£295.00
880	500	50	65-80	105-120	C/E/D	1526	448	£394.00
1230	500	50	65-80	105-120	C/E/D	1929	566	£482.00
1580	500	50	65-80	105-120	C/E/D	2722	798	£658.00





SCALO

Image shown 1535 x 500 polished

Overall Height mm	Dimension Width mm	Pipe Centres mm	Wall to Pipe Centres mm	Wall Distance mm	Fuel Type	Heat Outputs ΔT 70°C		RRP PRICES EX.VAT
						Btu	Watts	
826	500	50	65-80	105-120	C/E/D	2045	600	£438.00
1120	500	50	65-80	105-120	C/E/D	2863	840	£625.00
1535	500	50	65-80	105-120	C/E/D	3688	1082	£779.00



Material
Stainless Steel

25

Year
Guarantee



Next Working
Day Delivery

EN 442

STAINLESS STEEL



Can be mounted left or right hand side



polished

LOVERE

Image shown 1230 x 500 polished

Overall Height mm	Dimension Width mm	Pipe Centres mm	Wall to Pipe Centres mm	Wall Distance mm	Fuel Type	Heat Outputs $\Delta T 70^{\circ}C$		RRP PRICES EX.VAT
						Btu	Watts	
690	500	50	65-80	90-105	C/E/D	1173	344	£380.00
960	500	50	65-80	90-105	C/E/D	1817	533	£470.00
1230	500	50	65-80	90-105	C/E/D	2531	742	£580.00





brushed

ENTICE

Image shown 1200 x 500 brushed

Overall Height mm	Dimension Width mm	Pipe Centres mm	Wall to Pipe Centres mm	Wall Distance mm	Fuel Type	Heat Outputs ΔT 70°C		RRP PRICES EX.VAT
						Btu	Watts	
770	500	50	65-80	90-105	C/E/D	2305	676	£490.00
1200	500	50	65-80	90-105	C/E/D	3598	1055	£700.00
1700	500	50	65-80	90-105	C/E/D	5183	1520	£950.00



Material
Stainless Steel

25

Year
Guarantee



Next Working
Day Delivery



STAINLESS STEEL



polished



BIVANO

Overall Height mm	Dimension Width mm	Pipe Centres mm	Wall to Pipe Centres mm	Wall Distance mm	Fuel Type	Heat Outputs ΔT 70°C		RRP PRICES EX.VAT
						Btu	Watts	
300	800	50	115-130	125-140	C	1213	356	£400.00





SQUARE

Overall Height mm	Dimension Width mm	Pipe Centres mm	Wall to Pipe Centres mm	Wall Distance mm	Fuel Type	Heat Outputs ΔT 70°C		RRP PRICES EX. VAT
						Btu	Watts	
450	450	50	115-130	125-140	C	747	219	£372.00



Material
Stainless Steel

25

Year
Guarantee



Next Working
Day Delivery



STAINLESS STEEL



polished



HELIN

Image shown 1535 x 500 polished

Overall Height mm	Dimension Width mm	Pipe Centres mm	Wall to Pipe Centres mm	Wall Distance mm	Fuel Type	Heat Outputs ΔT 70°C		RRP PRICES EX.VAT
						Btu	Watts	
826	500	460	63-78	103-118	C/E/D	2045	600	£372.00
1120	500	460	63-78	103-118	C/E/D	2863	840	£482.00
1535	500	460	63-78	103-118	C/E/D	3688	1082	£625.00





DENO

Image shown 1488 x 500 polished

Overall Height mm	Dimension Width mm	Pipe Centres mm	Wall to Pipe Centres mm	Wall Distance mm	Fuel Type	Heat Outputs ΔT 70°C		RRP PRICES EX.VAT
						Btu	Watts	
496	500	460	47-62	85-100	C/E/D	850	249	£249.90
992	500	460	47-62	85-100	C/E/D	1648	483	£425.35
1488	500	460	47-62	85-100	C/E/D	2269	665	£582.65



Material
Stainless Steel

25

Year
Guarantee



Next Working
Day Delivery



STAINLESS STEEL



ELVO

Overall Height mm	Dimension Width mm	Pipe Centres mm	Wall to Pipe Centres mm	Wall Distance mm	Fuel Type	Heat Outputs ΔT 70°C		RRP PRICES EX. VAT
						Btu	Watts	
660	530	500	50-60	264-274	C/E/D	1346	395	£298.00





polished

TROISI

Overall Height mm	Dimension Width mm	Pipe Centres mm	Wall to Pipe Centres mm	Wall Distance mm	Fuel Type	Heat Outputs ΔT 70°C		RRP PRICES EX. VAT
						Btu	Watts	
294	532	462	67	300	C	708	208	£280.00



Material
Stainless Steel

25

Year
Guarantee



Next Working
Day Delivery



C: CENTRAL HEATING | E: ELECTRIC | D: DUAL FUEL

STAINLESS STEEL



polished

brushed

MINA

Image shown 1170 x 480 brushed

Overall Height mm	Dimension Width mm	Pipe Centres mm	Wall to Pipe Centres mm	Wall Distance mm	Fuel Type	Heat Outputs ΔT 70°C		RRP PRICES EX. VAT
						Btu	Watts	
750	480	440	65-80	80-95	C/E/D	1208	354	£280.00
1170	480	440	65-80	80-95	C/E/D	1884	552	£390.00

150



Material
Stainless Steel

25

Year
Guarantee



Next Working
Day Delivery



C: CENTRAL HEATING | E: ELECTRIC | D: DUAL FUEL



polished

brushed

ARDEN

Image shown 1000 x 500 brushed

Overall Height mm	Dimension Width mm	Pipe Centres mm	Wall to Pipe Centres mm	Wall Distance mm	Fuel Type	Heat Outputs ΔT 70°C		RRP PRICES EX.VAT
						Btu	Watts	
500	500	470	65-80	80-95	C/E/D	867	254	£289.50
1000	500	470	65-80	80-95	C/E/D	1704	500	£450.00



Material
Stainless Steel

25

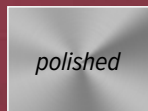
Year
Guarantee



Next Working
Day Delivery



STAINLESS STEEL



PIZZO

Overall Height mm	Dimension Width mm	Pipe Centres mm	Wall to Pipe Centres mm	Wall Distance mm	Fuel Type	Heat Outputs ΔT 70°C		RRP PRICES EX.VAT
						Btu	Watts	
1000	600	50	65-80	112-127	C/E/D	2192	643	£420.00





RIESI

Overall Height mm	Dimension Width mm	Pipe Centres mm	Wall to Pipe Centres mm	Wall Distance mm	Fuel Type	Heat Outputs ΔT 70°C		RRP PRICES EX.VAT
						Btu	Watts	
1200	600	50	65-80	90-105	C/E/D	2818	826	£550.00



Material
Stainless Steel

25

Year
Guarantee



Next Working
Day Delivery



STAINLESS STEEL



polished



KREON

Image shown 1160 x 500 polished

Overall Height mm	Dimension Width mm	Pipe Centres mm	Wall to Pipe Centres mm	Wall Distance mm	Fuel Type	Heat Outputs ΔT 70°C		RRP PRICES EX.VAT
						Btu	Watts	
780	500	460	65-80	90-105	C/E/D	2602	763	£420.00
1160	500	460	65-80	90-105	C/E/D	3223	945	£650.00

154



Material
Stainless Steel

25

Year
Guarantee



Next Working
Day Delivery



C: CENTRAL HEATING | E: ELECTRIC | D: DUAL FUEL



FLOX HORIZONTAL SINGLE

Image shown 600 x 1180 double polished

Overall Height mm	Dimension Width mm	Pipe Centres mm	Wall to Pipe Centres mm	Wall Distance mm	Fuel Type	Heat Outputs ΔT 70°C		RRP PRICES EX.VAT
						Btu	Watts	
600	413	413	69	107	C/E/D	1498	439	£304.90
600	590	590	69	107	C/E/D	2141	628	£355.50
600	826	826	69	107	C/E/D	2997	879	£465.50
600	1003	1003	69	107	C/E/D	3690	1082	£546.90
600	1180	1180	69	107	C/E/D	4283	1256	£627.20

FLOX HORIZONTAL DOUBLE

Overall Height mm	Dimension Width mm	Pipe Centres mm	Wall to Pipe Centres mm	Wall Distance mm	Fuel Type	Heat Outputs ΔT 70°C		RRP PRICES EX.VAT
						Btu	Watts	
600	413	413	69	107	C/E/D	2397	703	£471.00
600	590	590	69	107	C/E/D	3426	1005	£614.00
600	826	826	69	107	C/E/D	4796	1406	£812.00
600	1003	1003	69	107	C/E/D	5827	1709	£933.00
600	1180	1180	69	107	C/E/D	6851	2009	£1087.00



Material Stainless Steel



25 Year Guarantee

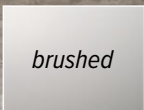


Next Working Day Delivery



C: CENTRAL HEATING | E: ELECTRIC | D: DUAL FUEL
For pipe centre measurement including valves add/subtract 90mm accordingly

STAINLESS STEEL

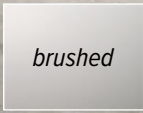


FLOX VERTICAL DOUBLE

Image shown 1800 x 413 double brushed

Overall Height mm	Dimension Width mm	Pipe Centres mm	Wall to Pipe Centres mm	Wall Distance mm	Fuel Type	Heat Outputs ΔT 70°C		RRP PRICES EX.VAT
						Btu	Watts	
1800	295	295	69	107	C	4881	1431	£856.00
1800	354	354	69	107	C	5857	1718	£1018.80
1800	413	413	69	107	C	6832	2004	£1149.70
1800	472	472	69	107	C	7811	2291	£1334.50
1800	531	531	69	107	C	8787	2577	£1505.00





FLOX VERTICAL SINGLE

Image shown 1800 x 472 single polished

Overall Height mm	Dimension Width mm	Pipe Centres mm	Wall to Pipe Centres mm	Wall Distance mm	Fuel Type	Heat Outputs ΔT 70°C		RRP PRICES EX.VAT
						Btu	Watts	
1800	295	295	69	107	C	3211	942	£523.80
1800	354	354	69	107	C	3852	1130	£619.50
1800	413	413	69	107	C	4495	1318	£691.00
1800	472	472	69	107	C	5139	1507	£816.40
1800	531	531	69	107	C	5780	1695	£916.50



Material
Stainless Steel



25 Year
Guarantee



Next Working
Day Delivery



C: CENTRAL HEATING | E: ELECTRIC | D: DUAL FUEL
For pipe centre measurement including valves add/subtract 90mm accordingly

STAINLESS STEEL

NEROX POLISHED SINGLE

Overall Height mm	Dimension Width mm	Pipe Centres mm	Wall to Pipe Centres mm	Wall Distance mm	Fuel Type	Heat Outputs $\Delta T 70^{\circ}C$		RRP PRICES EX.VAT
						Btu	Watts	
1800	295	295	65	103	C	3380	991	£458.32
1800	354	354	65	103	C	4055	1189	£541.55
1800	413	413	65	103	C	4732	1388	£604.43
1800	472	472	65	103	C	5409	1586	£712.56
1800	531	531	65	103	C	6084	1784	£800.45

Image shown 1800 x 413 single





polished

NEROX POLISHED SINGLE

Image shown 600 x 826 single

Overall Height mm	Dimension Width mm	Pipe Centres mm	Wall to Pipe Centres mm	Wall Distance mm	Fuel Type	Heat Outputs $\Delta T 70^{\circ}C$		RRP PRICES EX.VAT
						Btu	Watts	
600	413	413	65	103	C/E/D	1577	462	£267.05
600	590	590	65	103	C/E/D	2254	661	£312.22
600	826	826	65	103	C/E/D	3155	925	£407.85
600	1003	1003	65	103	C/E/D	3884	1139	£478.25
600	1180	1180	65	103	C/E/D	4508	1322	£548.64



Material
Stainless Steel

25

Year
Guarantee




Next Working
Day Delivery



C: CENTRAL HEATING | E: ELECTRIC | D: DUAL FUEL
For pipe centre measurement including valves add/subtract 90mm accordingly

STAINLESS STEEL



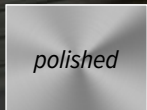
NEROX POLISHED DOUBLE

Overall Height mm	Dimension Width mm	Pipe Centres mm	Wall to Pipe Centres mm	Wall Distance mm	Fuel Type	Heat Outputs ΔT 70°C		RRP PRICES EX.VAT
						Btu	Watts	
1800	295	295	65	103	C	5138	1507	£750.54
1800	354	354	65	103	C	6165	1808	£889.46
1800	413	413	65	103	C	7192	2109	£1002.91
1800	472	472	65	103	C	8222	2411	£1164.88
1800	531	531	65	103	C	9249	2712	£1312.10



Image shown 1800 x 413 double





NEROX POLISHED DOUBLE

Image shown 600 x 826 double

Overall Height mm	Dimension Width mm	Pipe Centres mm	Wall to Pipe Centres mm	Wall Distance mm	Fuel Type	Heat Outputs ΔT 70°C		RRP PRICES EX.VAT
						Btu	Watts	
600	413	413	65	103	C/E/D	2523	740	£413.16
600	590	590	65	103	C/E/D	3606	1057	£538.02
600	826	826	65	103	C/E/D	5048	1480	£710.69
600	1003	1003	65	103	C/E/D	6134	1799	£816.95
600	1180	1180	65	103	C/E/D	7212	2115	£949.78



Material
Stainless Steel

25

Year
Guarantee



Next Working
Day Delivery



C: CENTRAL HEATING | E: ELECTRIC | D: DUAL FUEL
For pipe centre measurement including valves add/subtract 90mm accordingly

STAINLESS STEEL

NEROX BRUSHED SINGLE

Overall Height mm	Dimension Width mm	Pipe Centres mm	Wall to Pipe Centres mm	Wall Distance mm	Fuel Type	Heat Outputs $\Delta T 70^{\circ}C$		RRP PRICES EX.VAT
						Btu	Watts	
1800	295	295	65	103	C	3380	991	£458.32
1800	354	354	65	103	C	4055	1189	£541.55
1800	413	413	65	103	C	4732	1388	£604.43
1800	472	472	65	103	C	5409	1586	£712.56
1800	531	531	65	103	C	6084	1784	£800.45

Image shown 1800 x 413 single



brushed





brushed

NEROX BRUSHED SINGLE

Image shown 600 x 826 single

Overall Height mm	Dimension Width mm	Pipe Centres mm	Wall to Pipe Centres mm	Wall Distance mm	Fuel Type	Heat Outputs ΔT 70°C		RRP PRICES EX. VAT
						Btu	Watts	
600	413	413	65	103	C/E/D	1577	462	£267.05
600	590	590	65	103	C/E/D	2254	661	£312.22
600	826	826	65	103	C/E/D	3155	925	£407.85
600	1003	1003	65	103	C/E/D	3884	1139	£478.25
600	1180	1180	65	103	C/E/D	4508	1322	£548.64



Material
Stainless Steel



25 Year
Guarantee



Next Working
Day Delivery



C: CENTRAL HEATING | E: ELECTRIC | D: DUAL FUEL

For pipe centre measurement including valves add/subtract 90mm accordingly

STAINLESS STEEL



NEROX BRUSHED DOUBLE

Overall Height mm	Dimension Width mm	Pipe Centres mm	Wall to Pipe Centres mm	Wall Distance mm	Fuel Type	Heat Outputs ΔT 70°C		RRP PRICES EX.VAT
						Btu	Watts	
1800	295	295	65	103	C	5138	1507	£750.54
1800	354	354	65	103	C	6165	1808	£889.46
1800	413	413	65	103	C	7192	2109	£1002.91
1800	472	472	65	103	C	8222	2411	£1164.88
1800	531	531	65	103	C	9249	2712	£1312.10



brushed

Image shown 1800 x 413 double





brushed

NEROX BRUSHED DOUBLE

Image shown 600 x 826 double

Overall Height mm	Dimension Width mm	Pipe Centres mm	Wall to Pipe Centres mm	Wall Distance mm	Fuel Type	Heat Outputs ΔT 70°C		RRP PRICES EX. VAT
						Btu	Watts	
600	413	413	65	103	C/E/D	2523	740	£413.16
600	590	590	65	103	C/E/D	3606	1057	£538.02
600	826	826	65	103	C/E/D	5048	1480	£710.69
600	1003	1003	65	103	C/E/D	6134	1799	£816.95
600	1180	1180	65	103	C/E/D	7212	2115	£949.78



Material Stainless Steel



25 Year Guarantee



Next Working Day Delivery



C: CENTRAL HEATING | E: ELECTRIC | D: DUAL FUEL

For pipe centre measurement including valves add/subtract 90mm accordingly

STAINLESS STEEL



polished



ARTENA POLISHED SINGLE

Image shown 590 x 1000 single

Overall Height mm	Dimension Width mm	Pipe Centres mm	Wall to Pipe Centres mm	Wall Distance mm	Fuel Type	Heat Outputs $\Delta T 70^{\circ}C$		RRP PRICES EX.VAT
						Btu	Watts	
590	400	360	65	103	C/E/D	1719	504	£283.12
590	600	560	65	103	C/E/D	2579	756	£376.73
590	800	760	65	103	C/E/D	3439	1009	£471.61
590	1000	960	65	103	C	4298	1260	£566.48
590	1200	1160	65	103	C	5158	1513	£660.09





polished

ARTENA POLISHED DOUBLE

Image shown 590 x 1000 double

Overall Height mm	Dimension Width mm	Pipe Centres mm	Wall to Pipe Centres mm	Wall Distance mm	Fuel Type	Heat Outputs ΔT 70°C		RRP PRICES EX. VAT
						Btu	Watts	
590	400	360	65	103	C/E/D	2383	699	£404.56
590	600	560	65	103	C/E/D	4023	1180	£584.19
590	800	760	65	103	C/E/D	5364	1573	£756.23
590	1000	960	65	103	C	6706	1967	£935.86
590	1200	1160	65	103	C	8047	2360	£1107.90



Material
Stainless Steel

25

Year
Guarantee



Next Working
Day Delivery



STAINLESS STEEL



brushed



ARTENA BRUSHED SINGLE

Image shown 590 x 1200 single

Overall Height mm	Dimension Width mm	Pipe Centres mm	Wall to Pipe Centres mm	Wall Distance mm	Fuel Type	Heat Outputs ΔT 70°C		RRP PRICES EX.VAT
						Btu	Watts	
590	400	360	65	103	C/E/D	1719	504	£283.12
590	600	560	65	103	C/E/D	2579	756	£376.73
590	800	760	65	103	C/E/D	3439	1009	£471.61
590	1000	960	65	103	C	4298	1260	£566.48
590	1200	1160	65	103	C	5158	1513	£660.09





brushed

ARTENA BRUSHED DOUBLE

Image shown 1200 x 590 double

Overall Height mm	Dimension Width mm	Pipe Centres mm	Wall to Pipe Centres mm	Wall Distance mm	Fuel Type	Heat Outputs ΔT 70°C		RRP PRICES EX.VAT
						Btu	Watts	
590	400	360	65	103	C/E/D	2383	699	£404.56
590	600	560	65	103	C/E/D	4023	1180	£584.19
590	800	760	65	103	C/E/D	5364	1573	£756.23
590	1000	960	65	103	C	6706	1967	£935.86
590	1200	1160	65	103	C	8047	2360	£1107.90



Material
Stainless Steel

25

Year
Guarantee



Next Working
Day Delivery



ELECTRIC RADIATOR



- Consistant 24 hours ON
- 2H: 2 hours ON, automatic cut off after 2 hours
- 4H: 4 hours ON, automatic cut off after after 2 hours.
- Class I
- IPX4

polished

matt black

brushed brass



Wiring cables are concealed within the bracket at the back of the radiator

ARNAGE DRY ELECTRIC

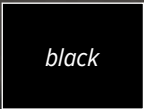
Image shown 500 x 1200 polished

Overall Height mm	Dimension Width mm	Wall Distance mm	Fuel Type	Heat Outputs			RRP PRICES EX.VAT	RRP PRICES EX.VAT BRUSHED BRASS
				Watts Polished	Watts Matt Black	Watts Brushed Brass		
800	500	116	E	105	125	105	£257.60	£318.00
1200	500	116	E	145	165	145	£315.90	£390.00





- LCD display
- Mode: Comfort/Eco/anti-freezing
- 7 days and 24 hours programmable
- Temperature regulation: 7-30 °C
- Anti-scald function
- Boost/Timing function
- Memory function
- WIFI/Alexa/Google home voice control
- Class I
- IP24



GIA ELECTRIC

Image shown 1120 550 black

Overall Height mm	Dimension Width mm	Wall Distance mm	Fuel Type	Heat Outputs	RRP PRICES EX.VAT
				Watts	
780	550	75	E	500	£298.00
1120	550	75	E	750	£355.00



C: CENTRAL HEATING | E: ELECTRIC | D: DUAL FUEL

ELECTRIC RADIATOR



polished


- Class I
- IPX4

Wiring cables are concealed within the bracket at the back of the radiator

RANCE DRY ELECTRIC

Overall Height mm	Dimension Width mm	Wall Distance mm	Fuel Type	Heat Outputs Watts	RRP PRICES EX.VAT
455	500	116	E	44	£207.00





polished

- Class I
- IPX4

Wiring cables are concealed within the bracket at the back of the radiator

ORNE DRY ELECTRIC

Overall Height mm	Dimension Width mm	Wall Distance mm	Fuel Type	Heat Outputs Watts	RRP PRICES EX.VAT
750	550	116	E	50	£238.90



Material
Stainless Steel



2 Year
Guarantee



Next Working
Day Delivery

ELECTRIC RADIATOR



- Constant 24 hours ON
- 2H: 2 hours ON, automatic cut off after 2 hours.
- 4H: 4 hours ON, automatic cut off after 2 hours.
- Class I
- IPX4

polished

black



Wiring cables are concealed within the bracket at the back of the radiator

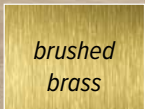
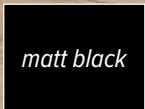
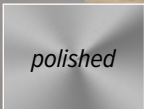
MAIRA

Overall Height mm	Dimension Width mm	Wall Distance mm	Fuel Type	Heat Outputs		RRP PRICES EX.VAT
				Watts Polished	Watts Black	
350	500	280	E	65	80	£249.00
1190	500	280	E	145	165	£370.00





- Consistant 24 hours ON
- 2H: 2 hours ON, automatic cut off after 2 hours.
- 4H: 4 hours ON, automatic cut off after after 2 hours.
- Class I
- IPX4



Wiring cables are concealed within the bracket at the back of the radiator

INES

Overall Height mm	Dimension Width mm	Wall Distance mm	Fuel Type	Heat Outputs Watts	RRP PRICES EX.VAT
1500	22	110	E	35	£260.00



Material
Stainless Steel



2 Year
Guarantee



Next Working
Day Delivery

ELECTRIC RADIATOR



white



- LCD display
- 7 days and 24 hours programmable
- Frost/ECO/Comfort
- Open window detection
- KSD Overheating protection
- Temperature compensation
- LST option: 40 °C/45 °C/50 °C/55 °C
- Heat plus option: 70 °C/75 °C/80°C
- Child lock
- WIFI /Google Home/Alexa Voice Control
- Class I
- IPX0

MAIA VERTICAL

Image shown 1600 x 544

Overall Height mm	Dimension Width mm	Wall Distance mm	Fuel Type	Heat Outputs	RRP PRICES EX.VAT
				Watts	
1600	362	85	E	1000	£440.00
1600	453	85	E	1500	£510.00
1600	544	85	E	2000	£590.00





- LCD display
- 7 days and 24 hours programmable
- Frost/ECO/Comfort
- Open window detection
- KSD Overheating protection
- Temperature compensation
- LST option: 40 °C/45 °C/50 °C/55 °C
- Heat plus option: 70 °C/75 °C/80 °C
- Child lock
- WIFI /Google Home/Alexa Voice Control
- Class I
- IPX0
- Feet included

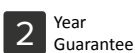


white

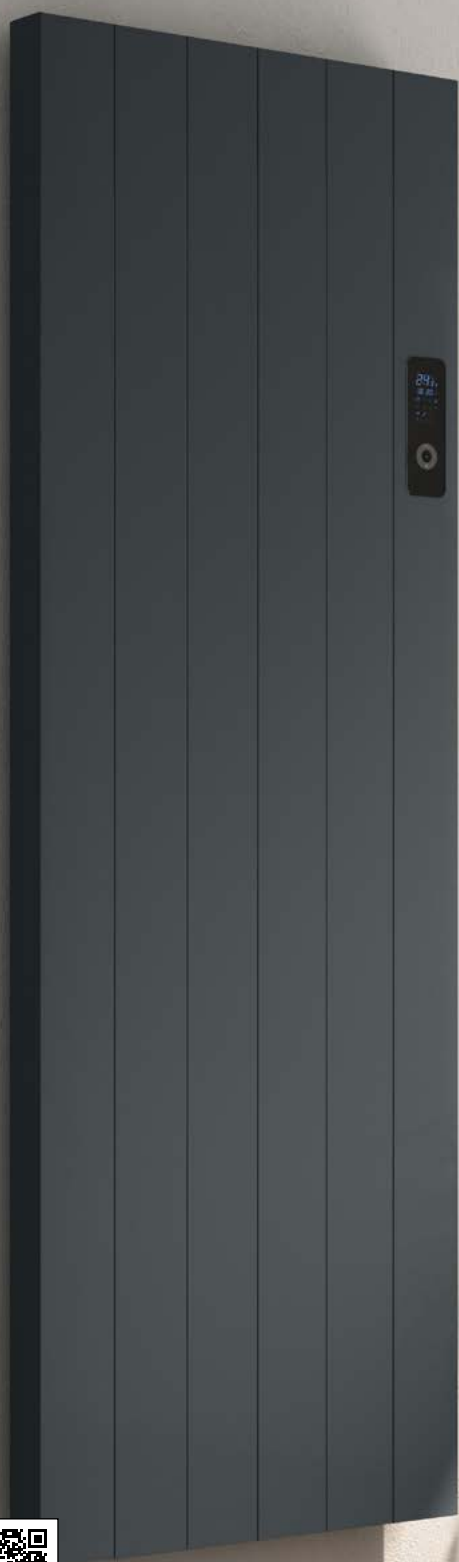
MAIA HORIZONTAL

Image shown 500 x 907

Overall Height mm	Dimension Width mm	Wall Distance mm	Fuel Type	Heat Outputs		RRP PRICES EX.VAT
				Watts		
500	544	85	E	1000		£290.00
500	725	85	E	1500		£360.00
500	907	85	E	2000		£410.00



ELECTRIC RADIATOR



anthracite



- LCD display
- 7 days and 24 hours programmable
- Frost/ECO/Comfort
- Open window detection
- KSD Overheating protection
- Temperature compensation
- LST option: 40 °C/45 °C/50 °C/55 °C
- Heat plus option: 70 °C/75 °C/80°C
- Child lock
- WIFI /Google Home/Alexa Voice Control
- Class I
- IPX0

NIKA VERTICAL

Image shown 1600 x 544

Overall Height mm	Dimension Width mm	Wall Distance mm	Fuel Type	Heat Outputs	RRP
				Watts	PRICES EX.VAT
1600	362	85	E	1000	£440.00
1600	453	85	E	1500	£510.00
1600	544	85	E	2000	£590.00





- LCD display
- 7 days and 24 hours programmable
- Frost/ECO/Comfort
- Open window detection
- KSD Overheating protection
- Temperature compensation
- LST option: 40 °C/45 °C/50 °C/55 °C
- Heat plus option: 70 °C/75 °C/80 °C
- Child lock
- WIFI /Google Home/Alexa Voice Control
- Class I
- IPX0
- Feet included



anthracite

NIKA HORIZONTAL

Image shown 500 x 907

Overall Height mm	Dimension Width mm	Wall Distance mm	Fuel Type	Heat Outputs	RRP PRICES EX.VAT
				Watts	
500	544	85	E	1000	£290.00
500	725	85	E	1500	£360.00
500	907	85	E	2000	£410.00



ELECTRIC RADIATOR



Weekly
Thermostatic
Element Chrome



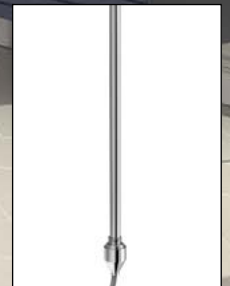
Mini Round
Thermostatic
Element Chrome



Touch
Thermostatic
Chrome



On/of Touch
Element Chrome



Standard
Element

Image shown 1400 x 500

DIVA CHROME FLAT ELECTRIC

Overall Height mm	Pipe Centres mm	Wall Distance mm	Fuel Type	Heat Outputs		RRP PRICES EX.VAT
				Watts Standard Element	Watts Thermostatic Element	
600	300	85-100	E	150	200	£157.00
800	300	85-100	E	150	200	£177.00
800	400	85-100	E	150	200	£189.00
800	450	85-100	E	250	300	£197.00
800	500	85-100	E	250	300	£203.00
800	600	85-100	E	250	300	£217.00
800	750	85-100	E	250	300	£241.00
1000	400	85-100	E	250	300	£207.00
1000	500	85-100	E	250	300	£224.00
1000	600	85-100	E	400	600	£240.00
1200	300	85-100	E	250	300	£211.00
1200	400	85-100	E	400	600	£230.00
1200	450	85-100	E	400	600	£240.00
1200	500	85-100	E	400	600	£245.00
1200	600	85-100	E	400	600	£265.00
1200	750	85-100	E	600	600	£306.00
1400	500	85-100	E	600	600	£279.00
1400	600	85-100	E	600	600	£307.00
1600	300	85-100	E	400	600	£260.00
1600	400	85-100	E	600	600	£284.00
1600	500	85-100	E	600	600	£309.00
1600	600	85-100	E	600	600	£340.00

DIVA CHROME CURVED ELECTRIC

800	400	85-100	E	150	200	£189.00
800	450	85-100	E	250	300	£197.00
800	500	85-100	E	250	300	£203.00
800	600	85-100	E	250	300	£217.00
800	750	85-100	E	250	300	£241.00
1000	400	85-100	E	250	300	£207.00
1000	500	85-100	E	250	300	£224.00
1000	600	85-100	E	400	600	£240.00
1200	400	85-100	E	400	600	£230.00
1200	450	85-100	E	400	600	£240.00
1200	500	85-100	E	400	600	£245.00
1200	600	85-100	E	400	600	£265.00
1200	750	85-100	E	600	600	£306.00
1600	400	85-100	E	600	600	£284.00
1600	500	85-100	E	600	600	£309.00
1600	600	85-100	E	600	600	£340.00

ON/OFF TOUCH ELEMENT OPTION	£44
TOUCH ELEMENT OPTION	£60
MINI ROUND ELEMENT OPTION	£60
WEEKLY PROGRAMABLE ELEMENT OPTION	£100



Prices include Standard Element. When upgrading to an alternative element, please see chart.

ELECTRIC RADIATOR



black



Weekly Thermostatic Element Black



Mini Round Thermostatic Element Black



Standard Element



On/of Touch Element Black

DIVA BLACK FLAT ELECTRIC

Overall Height mm	Dimension Width mm	Wall Distance mm	Heat Outputs		FLAT RRP Prices Ex. VAT Standard
			Watts Standard Element	Watts Thermostatic Element	
800	400	85-100	150	300	£154.00
1200	400	85-100	400	600	£164.00
800	500	85-100	250	300	£174.00
1200	500	85-100	400	600	£178.00
800	600	85-100	250	300	£188.00
1200	600	85-100	400	600	£198.00

Image shown 1200 x 500 black

ON/OFF TOUCH ELEMENT OPTION	£44
TOUCH ELEMENT OPTION	£60
MINI ROUND ELEMENT OPTION	£60
WEEKLY PROGRAMABLE ELEMENT OPTION	£100

Prices include Standard Element. When upgrading to an alternative element, please see chart.



Material Steel

2

Year Guarantee



Next Working Day Delivery





**Touch
Thermostatic
Anthracite**



**Weekly
Thermostatic
Element Anthracite**



**Mini Round
Thermostatic
Element Anthracite**



**Standard
Element**



**On/of Touch
Element Anthracite**



DIVA ANTHRACITE FLAT ELECTRIC

Image shown 1200 x 600 anthracite

Overall Height mm	Dimension Width mm	Wall Distance mm	Heat Outputs		FLAT RRP Prices Ex.VAT Standard
			Watts Standard Element	Watts Thermostatic Element	
800	400	85-100	150	300	£154.00
1200	400	85-100	400	600	£164.00
800	500	85-100	250	300	£174.00
1200	500	85-100	400	600	£178.00
800	600	85-100	250	300	£188.00
1200	600	85-100	400	600	£198.00

ON/OFF TOUCH ELEMENT OPTION	£44
TOUCH ELEMENT OPTION	£60
MINI ROUND ELEMENT OPTION	£60
WEEKLY PROGRAMABLE ELEMENT OPTION	£100

Prices include Standard Element. When upgrading to an alternative element, please see chart.



ELECTRIC RADIATOR



DIVA WHITE FLAT ELECTRIC

Image shown 1200 x 500 white

Overall Height mm	Dimension Width mm	Wall Distance mm	Heat Outputs		FLAT RRP Prices Ex-VAT Standard
			Watts Standard Element	Watts Thermostatic Element	
800	400	85-100	150	300	£154.00
1200	400	85-100	400	600	£164.00
800	500	85-100	250	300	£174.00
1200	500	85-100	400	600	£178.00
800	600	85-100	250	300	£188.00
1200	600	85-100	400	600	£198.00

ON/OFF TOUCH ELEMENT OPTION	£44
TOUCH ELEMENT OPTION	£60
MINI ROUND ELEMENT OPTION	£60
WEEKLY PROGRAMABLE ELEMENT OPTION	£100

Prices include Standard Element. When upgrading to an alternative element, please see chart.





**Weekly
Thermostatic
Element Chrome**




**Mini Round
Thermostatic
Element Chrome**



**Touch
Thermostatic
Chrome**



**On/of Touch
Element Chrome**



**Standard
Element**



CAPO CHROME FLAT CURVED ELECTRIC

Image shown 1200 x 500 chrome

Overall Height mm	Pipe Centres mm	Wall Distance mm	Fuel Type	Heat Outputs		RRP PRICES EX.VAT
				Watts Standard Element	Watts Thermostatic Element	
800	400	85-100	E	150	200	£154.00
800	500	85-100	E	250	300	£160.00
800	600	85-100	E	250	300	£164.00
1000	400	85-100	E	250	300	£161.00
1000	500	85-100	E	250	300	£166.00
1000	600	85-100	E	250	300	£169.00
1200	400	85-100	E	400	600	£167.00
1200	500	85-100	E	400	600	£169.00
1200	600	85-100	E	400	600	£176.00
1600	400	85-100	E	600	600	£213.00
1600	500	85-100	E	600	600	£220.00
1600	600	85-100	E	600	600	£227.00

ON/OFF TOUCH ELEMENT OPTION	£44
TOUCH ELEMENT OPTION	£60
MINI ROUND ELEMENT OPTION	£60
WEEKLY PROGRAMABLE ELEMENT OPTION	£100

Prices include Standard Element. When upgrading to an alternative element, please see chart.

ELECTRIC RADIATOR



Weekly
Thermostatic
Element Black



Mini Round
Thermostatic
Element Black



Standard
Element



On/of Touch
Element Black



CAPO BLACK FLAT ELECTRIC

Image shown 1200 x 500 black

Overall Height mm	Pipe Centres mm	Wall Distance mm	Fuel Type	Heat Outputs		RRP PRICES EX.VAT
				Watts Standard Element	Watts Thermostatic Element	
800	400	85-100	E	150	200	£149.00
800	500	85-100	E	250	300	£155.00
800	600	85-100	E	250	300	£159.00
1000	400	85-100	E	250	300	£156.00
1000	500	85-100	E	250	300	£161.00
1000	600	85-100	E	250	300	£164.00
1200	400	85-100	E	400	600	£162.00
1200	500	85-100	E	400	600	£164.00
1200	600	85-100	E	400	600	£171.00
1600	400	85-100	E	600	600	£206.00
1600	500	85-100	E	600	600	£213.00
1600	600	85-100	E	600	600	£220.00

ON/OFF TOUCH ELEMENT OPTION	£44
TOUCH ELEMENT OPTION	£60
MINI ROUND ELEMENT OPTION	£60
WEEKLY PROGRAMABLE ELEMENT OPTION	£100

Prices include Standard Element. When upgrading to an alternative element, please see chart.



Touch
Thermostatic
Anthracite



Weekly
Thermostatic
Element Anthracite



Mini Round
Thermostatic
Element Anthracite



Standard
Element



On/of Touch
Element Anthracite



CAPO ANTHRACITE FLAT ELECTRIC

Image shown 1200 x 500 anthracite

Overall Height mm	Pipe Centres mm	Wall Distance mm	Fuel Type	Heat Outputs		RRP PRICES EX.VAT
				Watts Standard Element	Watts Thermostatic Element	
800	400	85-100	E	150	200	£149.00
800	500	85-100	E	250	300	£155.00
800	600	85-100	E	250	300	£159.00
1000	400	85-100	E	250	300	£156.00
1000	500	85-100	E	250	300	£161.00
1000	600	85-100	E	250	300	£164.00
1200	400	85-100	E	400	600	£162.00
1200	500	85-100	E	400	600	£164.00
1200	600	85-100	E	400	600	£171.00
1600	400	85-100	E	600	600	£206.00
1600	500	85-100	E	600	600	£213.00
1600	600	85-100	E	600	600	£220.00

ON/OFF TOUCH ELEMENT OPTION	£44
TOUCH ELEMENT OPTION	£60
MINI ROUND ELEMENT OPTION	£60
WEEKLY PROGRAMABLE ELEMENT OPTION	£100

Prices include Standard Element. When upgrading to an alternative element, please see chart.



ELECTRIC RADIATOR



**Weekly
Thermostatic
Element White**



**Mini Round
Thermostatic
Element White**



CAPO FLAT WHITE ELECTRIC

Image shown 1200 x 500 white

Overall Height mm	Pipe Centres mm	Wall Distance mm	Fuel Type	Heat Outputs		RRP PRICES EX.VAT
				Watts Standard Element	Watts Thermostatic Element	
800	400	85-100	E	150	200	£149.00
800	500	85-100	E	250	300	£155.00
800	600	85-100	E	250	300	£159.00
1000	400	85-100	E	250	300	£156.00
1000	500	85-100	E	250	300	£161.00
1000	600	85-100	E	250	300	£164.00
1200	400	85-100	E	400	600	£162.00
1200	500	85-100	E	400	600	£164.00
1200	600	85-100	E	400	600	£171.00
1600	400	85-100	E	600	600	£206.00
1600	500	85-100	E	600	600	£213.00
1600	600	85-100	E	600	600	£220.00

ON/OFF TOUCH ELEMENT OPTION	£44
TOUCH ELEMENT OPTION	£60
MINI ROUND ELEMENT OPTION	£60
WEEKLY PROGRAMABLE ELEMENT OPTION	£100

Prices include Standard Element. When upgrading to an alternative element, please see chart.



Valves, Accessories and Elements.

Radiator valves and elements are not only a part of your essential heating requirements for your system, but they also offer the same aesthetics as the radiator can do to your room.

Please browse our comprehensive list of valves and elements for the perfect complement to your Reina Designer Radiator.

VALVES



Portland
Angled Chrome Valve
£25.00 Ex. VAT



Portland
Angled Brushed Valve
£29.00 Ex. VAT



Portland
Angled White Valve
£29.00 Ex. VAT



Portland
Angled Anthracite Valve
£29.00 Ex. VAT



Portland
Angled Black
£29.00 Ex. VAT



Portland
Brushed Straight Valve
£29.00 Ex. VAT



Portland
Straight White Valve
£29.00 Ex. VAT



Portland
Chrome Straight Valve
£25.00 Ex. VAT



Portland
Straight Black
£29.00 Ex. VAT



Portland
Straight Anthracite Valve
£29.00 Ex. VAT



Crova
Corner Black Valve
£37.00 Ex. VAT



Crova
Corner Anthracite Valve
£37.00 Ex. VAT



Crova
Corner Chrome Valve
£37.00 Ex. VAT



Crova
Corner Brushed Valve
£37.00 Ex. VAT



Crova
Corner White Valve
£37.00 Ex. VAT



LOGE
Angled Chrome Valve
£31.00 Ex. VAT



LOGE
Angled Brushed Valve
£38.00 Ex. VAT



LOGE
Angled Anthracite Valve
£38.00 Ex. VAT



LOGE
Straight Chrome Valve
£31.00 Ex. VAT



LOGE
Straight Brushed Valve
£38.00 Ex. VAT



LOGE
Straight Anthracite Valve
£38.00 Ex. VAT



MODAL TRV
Corner Brushed Valve
£52.00 Ex. VAT



MODAL TRV
Straight Brushed Valve
£52.00 Ex. VAT



MODAL TRV
Angled Brushed Valve
£52.00 Ex. VAT



MODAL TRV
Corner Bronze Valve
£52.00 Ex. VAT



MODAL TRV
Straight Bronze Valve
£52.00 Ex. VAT



MODAL TRV
Angled Bronze Valve
£52.00 Ex. VAT

VALVES



MODAL TRV
Corner Chrome Valve
£45.00 Ex. VAT



MODAL TRV
Straight Chrome Valve
£45.00 Ex. VAT



MODAL TRV
Angled Chrome Valve
£45.00 Ex. VAT



MODAL TRV
Corner Black Valve
£45.00 Ex. VAT



MODAL TRV
Straight Black Valve
£45.00 Ex. VAT



MODAL TRV
Angled Black Valve
£45.00 Ex. VAT



MODAL TRV
Corner Oiled Bronze Valve
£52.00 Ex. VAT



MODAL TRV
Straight Oiled Bronze Valve
£52.00 Ex. VAT



MODAL TRV
Angled Oiled Bronze Valve
£52.00 Ex. VAT



MODAL TRV
Corner Anthracite Valve
£45.00 Ex. VAT



MODAL TRV
Straight Anthracite Valve
£45.00 Ex. VAT



MODAL TRV
Angled Anthracite Valve
£45.00 Ex. VAT



MODAL TRV
Corner White Valve
£45.00 Ex. VAT



MODAL TRV
Straight White Valve
£45.00 Ex. VAT



MODAL TRV
Angled White Valve
£45.00 Ex. VAT



Surrey
Angled Chrome Valve
£49.00 Ex. VAT



Bronte
Traditional Angled Valve
£36.00 Ex. VAT



Bronte
Traditional Straight Valve
£36.00 Ex. VAT



T-Piece Chrome
(Dual Fuel)
£12.00 Ex. VAT



T-Piece White
(Dual Fuel)
£12.00 Ex. VAT

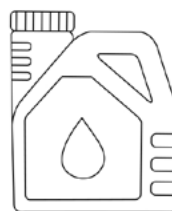


T-Piece Anthracite
(Dual Fuel)
£12.00 Ex. VAT



Chrome Pipe Kit
(200mm)
£19.00 Ex. VAT

These are 15mm chrome pipes not sleeves



Liquid Filling for Electric
Only Models
£82.00 Ex. VAT





On/Of Touch Element (ELMOOT) (Chrome, Black, Anthracite)

200 (watts), 300 (watts), 600 (watts), 900 (watts)

£88.00 Ex. VAT

- Heating On/Off
- Class I
- IP44 Class
- 2 Years product guarantee



Weekly Thermostatic Control (White, Chrome, Black, Anthracite)

200 (watts), 300 (watts), 600 (watts), 900 (watts)

£123.00 Ex. VAT

- IP44 Class
- Class I
- Open window
- Adjustable from +7°C to +35°C with visible comfort range
- Day and hour information
- Weekly timer (7/24)
- Child lock
- 2 Years product guarantee



Mini Round Thermostatic Control Unit (ELMMRN) (White, Chrome, Black, Anthracite)

200 (watts), 300 (watts), 600 (watts), 900 (watts)

£112.00 Ex. VAT

- Class I and Class II
- IP44 Class
- Heating on/off
- Adjustable from +7°C to +35°C with visible comfort range
- Timer Function (Timer function enables to program the unit for 1 to 5 hours.)
- 2 Years product guarantee

Low Temperature Elements (43°) (White, Chrome, Black and Anthracite)



Mini Round 300 (watts) - 600 (watts) £110.00 Ex. VAT
Weekly 300 (watts) - 600 (watts) £122.00 Ex. VAT

- Internal protection against overheating faults by thermofuse (121°C)
- Built-in temperature sensor protects the device from overheating, limiting the temperature of the radiator to maximum of 50°C.
- IP44
- Class I
- It is only compatible with Weekly and Mini Round products.



Touch Thermostatic Heating Element (Chrome, Anthracite)

300 (watts), 600 (watts), 900 (watts)
 £120.00 Ex. VAT

Available in: (With Cable Cover)

- Protection Rating: IP44
- Insulation Class: I
- Standby Mode
- Boost Mode: 2/4 Hours
- Overheat protection
- Temperature Compensation
- Open Window Detection
- 2 Years product guarantee



Optional white cap for standard element

Standard Heating Element

This product does not conform to European Ecodesign Directive (2009/125/EC) Lot 20 and should not be used to warm a room
 2 Years product guarantee

- IP55
- Class I

Available in:

150 (watts) £49.00 Ex. VAT
 250 (watts) £49.00 Ex. VAT
 400 (watts) £49.00 Ex. VAT
 600 (watts) £49.00 Ex. VAT
 800 (watts) £49.00 Ex. VAT



Wireless Programmable Thermostat

433MHz frequency for stable reception
 16A contacts
 °F or °C display
 5+1+1 Day settings with 4 periods per day
 Holiday & Hold modes
 Separate settings for Monday-Friday, Saturday and Sunday
 Back Light
 Channels set by DIP switch for multiple operation
 100m maximum operating distance (open site)
 2 Years product guarantee
 £124.00 Ex. VAT



RAL COLOURS CHART

REINA now offer 53 exciting RAL colour options on dedicated Radiators

All finishes are powder coated and are available within 8-15 working days from point of order (subject to stock availability). Once acknowledged bespoke RAL orders cannot be cancelled.



1000 Green Beige



1001 Pale Beige



1013 Oyster White



1015 Light Ivory



2004 Pure Orange



5002 Ultramarine Blue



1036 Pearl Gold



2003 Pastel Orange



3002 Carmine Red



5015 Middle Sky Blue



3000 Flame Red



3001 Signal Red



6029 Mint Green



7015 Slate Grey



5003 Dark Sapphire Blue



3005 Wine Red



7032 Grey



7035 Pale Grey



6005 Light Moss



5005 Signal Blue



8003 Clay Brown



8017 Chocolate Brown



7016 Anthracite Grey



7030 Stone Grey



9002 Grey White



9005 Jet Black



7040 Window Grey



7042 Traffic Grey A




9006 White Aluminum



9007 Grey Aluminium



8019 Grey Brown



9001 Cream



1023 Traffic Yellow



SPECIAL RAL COLOURS

All finishes are powder coated and are available within 8-15 working days from point of order (subject to stock availability). Ral Painted Radiators are Non-Cancellable



RAL 7033 CEMENT GREY
FINE TEXTURE



RAL 5009 AZURE BLUE
FINE TEXTURE



ANODIC BROWN EXTRA
MAT METALLIC



ANODIC SAPHIRE EXTRA
SMOOTH METALLIC



RAL 9006 BARITON 1



RAL 9007 BARITON 2



CAST IRON FINE TEXTURE
METALLIC



ANODIC GOLD EXTRA
MATT METALLIC



TIMELESS RUST FINE
TEXTURE



OXIDE 1 FINE TEXTURE
SPECKLED



OXIDE 2 FINE TEXTURE
SPECKLED



CITY TERACCOTTA
FINE TEXTURE METALLIC



GOLD SUPREME FINE
TEXTURE METALLIC



ANODIC BRONZE EXTRA
MATT SMOOTH METALLIC



RAL 9011 GRAPHITE
BLACK FINE TEXTURE



RAL 1019 GREY BEIGE
FINE TEXTURE




RAL 1013 OYSTER WHITE
FINE TEXTURE



RAL 7015 SLATE GREY
FINE TEXTURE



GREY GOLD MATT
SMOOTH METALLIC



NOBLE BRONZE MATT
SMOOTH METALLIC

TERMS & CONDITIONS

TERMS & CONDITIONS

These conditions of Sale are between Atay Global (Seller) and the Retailer (Buyer). Should the End-user have any questions or queries regarding their order they must seek help through their Retailer. These conditions of Sale are expressly incorporated as terms of any orders which we accept. Other conditions proposed by the Buyer will not apply to the contract, unless expressly accepted in writing to the Seller. The Seller reserves the right to charge interest on late payments in line with the late payment of commercial debts act. All other accounts must be settled at the time of order.

Delivery

Every effort will be made to adhere to quoted delivery dates by Atay Global. Deliveries are dependent on outside courier companies. The Seller shall not accept any liability for failure to despatch within such a time. Where deliveries fail due to the End-User, The Seller may pass on failed delivery/redelivery charges to the Buyer. Failure to provide all requested information to the Seller may lead to extended despatch times. Despatch times may be extended during holiday periods and company shutdowns. Please note-*Packaging is free, disposal of is not the responsibility of the Seller. *Pallet deliveries will be made curbside. *The consignee is responsible for transporting goods into their property. *Goods may be left safe at the Couriers discretion. *Any damages and shortages must be reported by the Buyer in writing within three working days of delivery. Failure to comply may invalidate any claims. *It is recommended that once checked, goods are stored in their original packaging. *The Seller cannot accept responsibility for items damaged after delivery and cannot accept any responsibility for any claims that occur after delivery.

Carriage Charges

All prices are inclusive of carriage charges within the mainland of the United Kingdom. Exceptions are as follows- Highlands of Scotland and Isles off the United Kingdom and Scotland; these areas carry a delivery charge premium. Please ask for a quotation and delivery timings. Please note: Orders under the value of £60** carry a £5** delivery fee if ordered without a radiator.

Guarantee and Liability

The guarantee is offered subject to the goods being installed by a competent registered installer. Any alterations to the specification using non-approved parts/accessories/fittings or incorrect installation shall invalidate the guarantee. The Seller shall have sole discretion deciding to replace an item which is agreed to be faulty. In cases of replacement the Seller reserves the right to offer the nearest equivalent product where the original is not available. The Seller's liability is limited to the supply of replacement product/parts and does not include cost incurred in effecting a replacement.

All replacement products are chargeable. Credit will only be raised upon receipt and inspection of the original goods. Goods found to be in good working order and damaged products where damage is believed to have been caused on site will not be credited. Under no circumstances will the Seller or their employees, agents or subcontractors be liable for any loss or damage of any kind whatsoever, (except arising from death or personal injury) whether consequential or otherwise caused directly or indirectly by any negligence on the Seller's part or part of any of the seller employees, agents or subcontractors, in connection with or arising out of the manufacture or supply of the goods or in connection with any advice or statement given or made by or on the Seller's behalf.

Cancellations

Orders cannot be cancelled except with the Seller's consent and on terms that will indemnify the Seller against loss. Cancellations must be made in writing and acknowledged. Where goods are rejected by the consignee, charges may apply**.

Return of goods

Only in exceptional circumstances and by previous agreement with the Seller will the Seller accept back for credit items that have been supplied against confirmed orders. Providing the goods to be returned are new, packaged as new and in un-used condition. The net value of the goods returned will be credited to the Buyer subject to inspection and a restocking fee.


Collections

Collections will be booked at the discretion of the Seller providing requested information and images have been received. Failed collections may be chargeable**.

Samples & Displays

All goods supplied for samples and displays are subject to agreed discounts and are for display use only (NOT FOR RESALE). Display products remain the property of the Seller until paid in full. All heat outputs are quoted on individual pages, in compliance with BSEN442. All dimensions are given as an indication only. These products conform to European Ecodesign Directive (2009/125/EC) Lot 20

**Charges are subject to change.



Atay Global Ltd. Unit 6. Weybridge Farm. Stambourne Road.
Great Yeldham. Essex. CO9 4RB
Tel: 01787 238540 | Fax: 01787 237991
www.reinadesign.co.uk | info@atayglobal.com

REINA
DESIGNER RADIATOR

In the interest of continuing design, development and product development, we reserve the right to change colours, designs and product specifications or method of manufacture. Such changes may be made without prior notice and without incurring any obligation. Indications of the colourways throughout this brochure are as accurate as photographic and print processes will allow. This brochure does not form part of a contract of sale. e&oe