



FOR THE LATEST
IN BATHROOM
INNOVATIONS,
THINK CROYDEX



BATHROOM SOLUTIONS TO MAKE INSTALLATION EASY

Stylish and simple to install, Croydex's collection of easy to use accessories provide no fuss finishing touches for beautiful bathrooms.

The range includes a number of innovative products including Flexi-Fix™ wall mounted accessories, Flexi-Fix™ always level mirrors and cabinets, Flexi-Fix™ toilet seats and Stick'n'Lock™ rods.

Adding on-trend accessories is an ideal way to update any bathroom but replacing fixtures and fittings can leave tell-tale marks or holes that can spoil the effect. Flexi-Fix™ is a no mess, no fuss method of securing accessories to walls or tiles without damaging the existing décor. Thanks to the unique 'X' plate fixing bracket, most existing fittings can be replaced easily using existing fixing holes regardless of any differences in spacing or alignment. The patented 'X' plate can also be used to glue accessories securely to uneven walls or shiny tiles.

Mirrors and cabinets are a fantastic way to create an illusion of space in the bathroom, whilst also meeting the growing demand for multi-purpose accessories that maximise bathroom space. Many can be fitted by one person using the patented easy installation Flexi-Fix™ always level bracket.

Flexi-Fix™ toilet seats solve the age old problem of your toilet seat coming loose and slipping off the pan. Collapsible supports hold the hinges away from the pan while you align the seat. Once pressure is applied pads beneath the hinges grip the toilet pan so there is no more movement.

Our Stick'n'Lock™ rods are the perfect choice for your bathroom, being quick and easy to install. Requiring no tools for installation, just a simple adhesive pad which when pressed in place provides a very secure fit to the wall.

With an extensive range of products, there really is a style and design to suit all your bathroom needs, which can be installed with the minimum of fuss.



WHY CROYDEX?

- 100 Years of knowledge and success
- Successful long-term supplier of companies both in the UK and internationally
- Keen awareness of market needs and drivers
- Broadest range of bathroom accessories of any UK-based supplier
- Unique patented solutions in key product categories
- Inventive products designed for real world need

LET'S TALK BATHROOMS

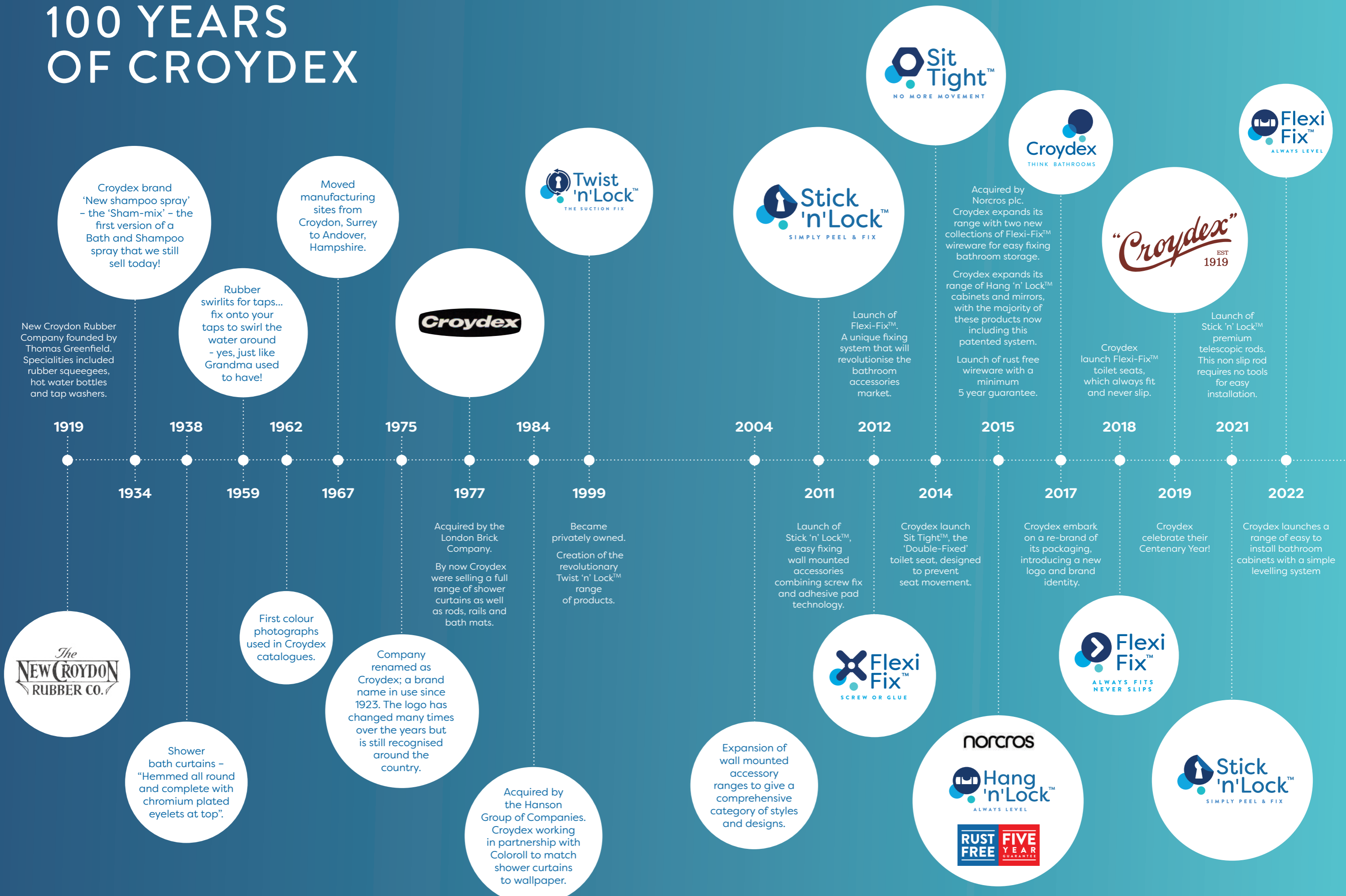
To discuss a project, find out more information or obtain pricing:

01264 365881

sales@croydex.co.uk



100 YEARS OF CROYDEX



1919

New Croydon Rubber Company founded by Thomas Greenfield. Specialities included rubber squeegees, hot water bottles and tap washers.

1934



Shower bath curtains – “Hemmed all round and complete with chromium plated eyelets at top”.

Rubber swirlits for taps... fix onto your taps to swirl the water around – yes, just like Grandma used to have!

1938

First colour photographs used in Croydex catalogues.

1959

Moved manufacturing sites from Croydon, Surrey to Andover, Hampshire.

1962

Company renamed as Croydex; a brand name in use since 1923. The logo has changed many times over the years but is still recognised around the country.

1967



Acquired by the London Brick Company. By now Croydex were selling a full range of shower curtains as well as rods, rails and bath mats.

1975

Acquired by the Hanson Group of Companies. Croydex working in partnership with Coloroll to match shower curtains to wallpaper.

1977



Became privately owned. Creation of the revolutionary Twist 'n' Lock™ range of products.

1984

1999



Launch of Stick 'n' Lock™, easy fixing wall mounted accessories combining screw fix and adhesive pad technology.

2004

Expansion of wall mounted accessory ranges to give a comprehensive category of styles and designs.

2011



Croydex launch Sit Tight™, the ‘Double-Fixed’ toilet seat, designed to prevent seat movement.

2012



Acquired by Norcros plc. Croydex expands its range with two new collections of Flexi-Fix™ wireware for easy fixing bathroom storage.

2014



Croydex expands its range of Hang 'n' Lock™ cabinets and mirrors, with the majority of these products now including this patented system. Launch of rust free wireware with a minimum 5 year guarantee.

2015



Croydex embark on a re-brand of its packaging, introducing a new logo and brand identity.

2017



Croydex launch Flexi-Fix™ toilet seats, which always fit and never slip.

2018



Croydex celebrate their Centenary Year!

2019



Croydex launches a range of easy to install bathroom cabinets with a simple levelling system

2021



2022

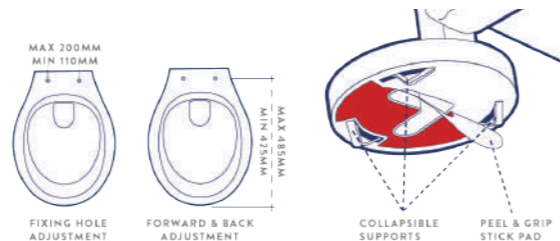
CROYDEX INNOVATIONS



ALWAYS FITS NEVER SLIPS

The wide range of adjustability ensures the hinges will always align with the holes in your toilet pan and the seat can also be installed from above or below the pan so it "always fits".

Collapsible supports hold the hinges off the toilet pan while you align the seat. Once pressure is applied, the adhesive pads beneath the hinges grip the toilet pan so it "never slips".



PEEL
Peel off the protective film from the grip pad.



FIX
Position the seat, press the hinges in place and tighten bolts for a sturdy no slip installation.



CLIP
Clip the hinge covers in position and you are ready to go, it couldn't be simpler!

ALWAYS FITS NEVER SLIPS



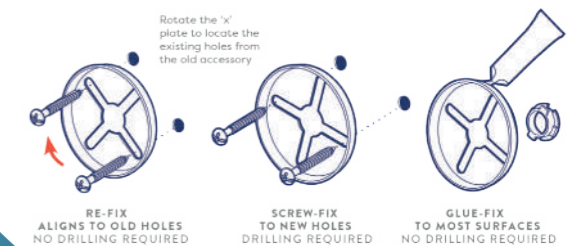
THREE WAYS TO FIX



THREE WAYS TO FIX

The Flexi-Fix™ range of wall mounted products feature a unique 'X' plate which can either be fitted using existing fixing holes or screwed to new ones.

Alternatively, the patented bracket can be glued to most surfaces, including uneven walls or shiny tiles, eliminating the need for drilling completely. With three ways to fix, there's an option for everyone.



RE-FIX
Use existing holes for new accessories.



SCREW OR GLUE
Apply Flexi-Fix™ adhesive to the 'X' plate.



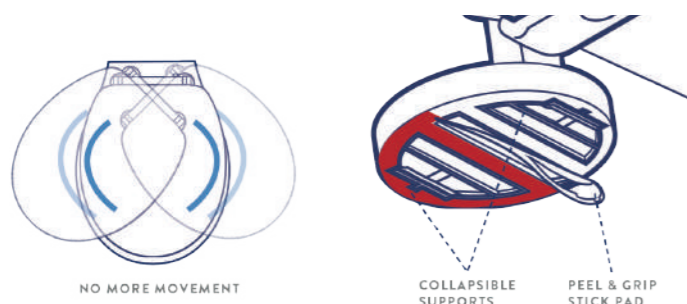
MOUNT
Fix accessory in place.



NO MORE MOVEMENT

NO MORE MOVEMENT

Collapsible supports hold the hinges away from the pan while you align the seat. Once pressure is applied, pads beneath the hinges grip the toilet pan so there is "no more movement".



PEEL
Assemble the hinge with the bolt in place and peel off the protective film from the grip pad.



ALIGN
Align the hinges to the toilet pan and push hinges in place.



FIX
Screw the seat to the toilet pan using the supplied fixings.


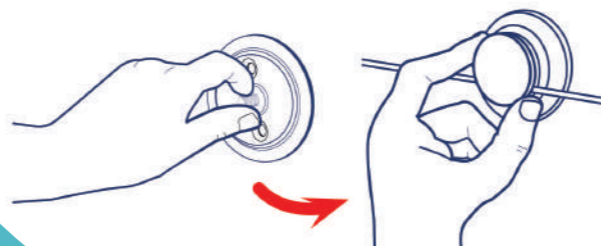


SIMPLY PEEL & FIX

SIMPLY PEEL AND FIX

The self adhesive fixing plate means no tools or fixings are required, simply stick the fixing plate to a clean stable surface.

Hang your accessory and secure in place using the screw on cover cap, your product is now ready to use.



PEEL
Peel off the protective film from the self adhesive fixing plate.



STICK
Apply the self adhesive fixing plate in your chosen position (ensure it is a clean, stable surface). Leave for 24 hours for adhesive to cure.



MOUNT
Fix accessory in place.

CROYDEX INNOVATIONS



FIX
Fix the bracket to the wall and adjust the level.



LEVEL
Hang the cabinet onto the bracket.



LOCK
Lock the cabinet securely in place using the locking button.

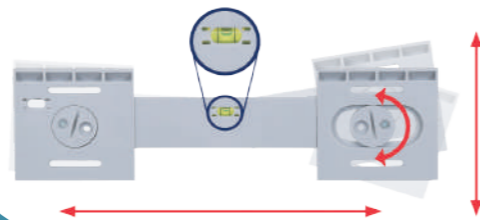


ALWAYS LEVEL & EASY TO INSTALL

Flexi-Fix™
ALWAYS LEVEL

SINGLE PERSON INSTALLATION

Fixing mirrors and cabinets doesn't have to be a two person job. Croydex's Flexi-Fix™ system avoids the awkwardness of having to struggle to measure distances and mark screw holes in one hand whilst supporting a heavy bathroom item in the other. Bathroom furniture in the Flexi-Fix™ range can be fitted in just four easy steps. Simply attach the brackets to the wall, adjust using the built-in spirit level, hang the product and lock securely in place. *For larger triple door cabinets a single person installation may not be advisable.



UNSCREW
Unscrew your existing shower head from the shower hose and discard old washer. Clean threads on shower hose.



INSERT
Fully insert the Aqua Air™ cartridge and position the washer supplied in the connector of your shower hose. Then attach it to the shower head, do not over-tighten.



CLEAN
To retain best quality finish, clean product regularly with a soft damp cloth. Do not use abrasive or chemical cleaners, as these may damage the product.



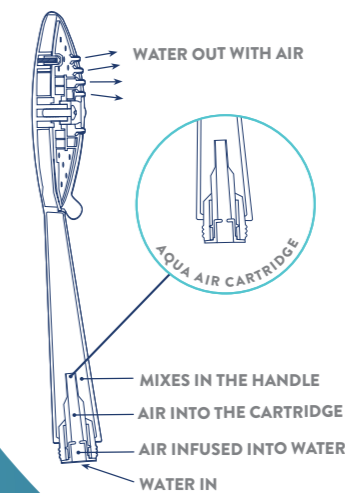
SENSATIONAL WATER SAVING

Aqua Air™
SENSATIONAL WATER SAVING

SENSATIONAL WATER SAVING

Aqua Air™ products produce a bigger and softer water droplet to enhance and improve your showering sensation and pleasure, whilst also reducing your water consumption without the need for a water saving device.

How Aqua Air™ works is simple – water flowing through the shower head draws in air, which is then mixed with the water. This creates bigger, softer, aerated water droplets within a volumised shower spray, which enhance the showering sensation and provide a high quality showering experience with lower water consumption.



Stick 'n' Lock™
SIMPLY PEEL & FIX

PREMIUM TELESCOPIC RODS

No cutting, no drilling, no screwing. Just a simple, quick and easy installation. Simply peel and fix.

1. Rotate to unlock
2. Extend to the walls
3. Rotate to lock and tension
4. Peel off adhesive backing film
5. Press the wall brackets against the wall
6. Rotate to apply pressure to activate the adhesive tape
7. Snap the decorative covers over the pressure plate

SIMPLY PEEL & FIX

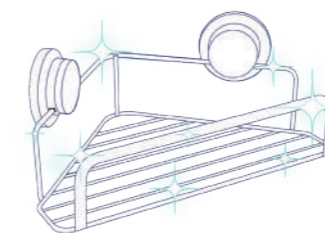


RUST FREE

RUST FREE

RUST FREE GUARANTEE

Croydex has developed a solution for accessories that promises to make rust stains a thing of the past. The high quality plating and material used means we can offer rust free warranties on a variety of wire-ware, giving consumers a real confidence and reliability in the product. Furthermore, all our rust free wire-ware comes with either a five year, ten year or lifetime guarantee.



FIVE YEAR GUARANTEE

FIVE YEAR GUARANTEE

TEN YEAR GUARANTEE

TEN YEAR GUARANTEE

LIFE TIME GUARANTEE

LIFE TIME GUARANTEE

HENDERSON MIRROR
MM830021E | SEE PAGE 134



STICK'N'LOCK PREMIUM TELESCOPIC ROD
AD230041 | SEE PAGE 18




AUTO CLOSING TOILET BRUSH
AJ900041 | SEE PAGE 170



NEW FOR 2022

The 2022 collection from Croydex showcases an abundance of innovation and designs ensuring a varied product selection for any bathroom. Featured within are over 110 new products.



ISEO MATT BLACK D-SHAPED TOILET SEAT
WL610321H | SEE PAGE 73



PRESION PRESSURE BOOST SHOWER HANDSET
AM301021 | SEE PAGE 41




DAWLEY MATT BLACK STEEL DOUBLE DOOR CABINET
WC930221 | SEE PAGE 144



CONTENTS

- 12 Rods & Rails
- 24 Shower Curtains
- 34 Showers & Shower Accessories
- 58 Bath Mats & Pillows
- 66 Toilet Seats & Bath Panels
- 86 Wall Mounted Accessories
- 120 Semi-Permanent Accessories
- 128 Mirrors & Cabinets
- 148 Inclusive Products
- 160 Plumbing Fittings & Homewares
- 183 What Our Products Stand For





01 RODS & RAILS

Manufactured to the highest quality, Croydex rods and rails come in a range of styles and offer several choices to complete the look of your bathroom.

RODS & RAILS

OUR RODS AND RAILS EXPLAINED

RODS & RAILS



NON-SLIP ROD



Will not fall down or move once installed*
*Based on 15kg

NO TOOLS REQUIRED



No cutting, no drilling, no screwing, just a simple, quick and easy installation

CAN HOLD UP TO 15KG



Tested up to 15kg load capacity*

*Tested to BS 4875-7/ISO 7170 for 24 hours. 25 times longer than the Standard requirement. Full bond strength is achieved after 24 hours.

TELESCOPIC RODS

Simple to fit without the need to screw*, the spring-loaded telescopic tension shower curtain rods allow you to easily fit and remove the product, while adjusting to your desired length and position. With a simple slide and twist action to extend and the unique screw action of the end buffer you can ensure an easy and secure installation.

MODULAR RODS

With four ways to fit, these shower curtain rods are sure to suit any shower. Being extremely versatile they can be fitted in either U-Shaped, L-Shaped, Large L-Shaped or Straight configurations to suit your bathroom requirements. Use as the standard length or cut to size, to suit requirements. Whether you have an awkwardly-shaped shower, or are just tired of rails failing, this durable system is perfect for you.

PROFESSIONAL RODS

These heavy duty stainless steel rods are perfect for domestic and commercial applications. Durable, with metal fixing brackets, they provide a sturdy solution for showering.

PROFESSIONAL RAILS

This durable yet lightweight rail system is the perfect option for any shower. Featuring a smooth-running internal hook and glider system and supplied with twelve hooks for one shower curtain, these rails are available in a range of sizes and configurations. With some options including ceiling supports, this robust design and contemporary finish is sure to suit any bathroom.

*Excluding L-shaped rods

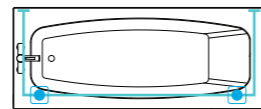
MADE TO MEASURE RAILS

Select from our range of made-to-measure rails and rail accessories to create a bespoke rail for your bathroom. Simply choose either the Profile 400 or 800 colour options, pick your configuration, provide the required measurements and let us do the rest. Rails are supplied with twelve hooks and gliders for one shower curtain.

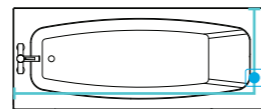
RAIL SHAPES

Indicates the ceiling support supplied and the recommended position where they are installed

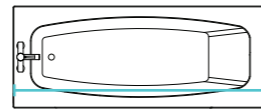
U-SHAPED



L-SHAPED



STRAIGHT



RODS & RAILS

MODULAR ROD SYSTEMS

RODS & RAILS

MODULAR ROD KIT

- Bright anodised aluminium rod system
- Heavy duty chrome plated plastic wall brackets
- Use as standard size or cut to required length
- Easy to install
- All fixings included



CODE	FINISH	TUBE
AD118941	Chrome effect	22mm

Packaging: PET blister pack with euro slot and printed card insert

MODULAR ROD KIT

- Powder coated aluminium rod system
- Heavy duty white plastic wall brackets
- Use as standard size or cut to required length
- Easy to install
- All fixings included



CODE	FINISH	TUBE
AD118922	White	22mm

Packaging: PET blister pack with euro slot and printed card insert

FINELINE MODULAR ROD KIT

- Chrome plated stainless steel rods with chrome plated wall brackets
- Includes two stainless steel ceiling supports and twelve stylish chrome plated curtain rings
- Use as standard size or cut to required length
- Easy to install
- All fixings included



CODE	FINISH	TUBE
AD115144	Chrome effect	13mm

Packaging: Full colour box with window



SUPERLINE MODULAR KIT

- Stainless steel rod with chrome plated zinc wall brackets
- Complete with ceiling support and curtain rings
- Use as standard size or cut to required length
- Easy to install
- All fixings included



CODE	FINISH	TUBE
AD119041	Chrome effect	25mm

Packaging: PET blister pack with euro slot and printed card insert




RODS & RAILS

CONTEMPORARY RODS

LUXURY ROUND ROD

- Bright anodised aluminium compact luxury shower curtain rod
- Stylish chrome plated metal wall brackets
- Maximum length of 2500mm, can be cut to size
- Supplied with matching shower curtain hooks
- Compact designed rod supplied in two sections



CODE	FINISH	TUBE
AD116541	Chrome	22mm

Packaging: PET box

LUXURY CURVED ROD



LUXURY SQUARE ROD

- Bright anodised aluminium compact luxury shower curtain rod
- Stylish chrome plated metal wall brackets
- Maximum length of 2500mm, can be cut to size
- Supplied with matching shower curtain hooks
- Compact designed rod supplied in two sections



CODE	FINISH	TUBE
AD116441	Chrome	22mm

Packaging: PET box

WIRELINE

- A contemporary stainless steel wire cable with chrome plated metal wall brackets
- Maximum length of 3000mm, can be cut to size
- Screw fit wall brackets to ensure a taut installation
- Includes twelve stainless steel shower curtain hooks



CODE	FINISH	WIRE
AD107041	Chrome effect	2mm

Packaging: PET blister pack with euro slot and printed card insert



CODE	FINISH	TUBE
AD108341	Chrome	22mm

Packaging: White box with colour label

RODS & RAILS

TELESCOPIC RODS

SHOWER CUBICLE TELESCOPIC TENSION ROD

- Bright anodised or powder coated aluminium rod with chrome plated plastic or white wall brackets
- Telescopic rod extends from 700mm to 1220mm using a simple slide and twist action
- The unique screw action of the end buffer ensures an easy and secure installation



CODE	FINISH	LENGTH	TUBE
AD100022	White	700-1220mm	22mm
AD100000	Chrome	700-1220mm	22mm

Packaging: PET box

TELESCOPIC TENSION ROD

- Bright anodised or powder coated aluminium compact shower curtain rod
- Telescopic rod extends using a simple slide and twist action
- The unique screw action of the end buffer ensures an easy and secure installation



CODE	FINISH	LENGTH	TUBE
AD101022	White	1100-1830mm	22mm
AD101000	Chrome	1100-1830mm	22mm
AD102022	White	1100-2600mm	22mm
AD102000	Chrome	1100-2600mm	22mm

Packaging: PET box

L-SHAPED TELESCOPIC ROD

- Bright anodised or powder coated aluminium rod with chrome plated plastic wall brackets
- Designed specifically for corner installations
- Screw fit wall brackets ensure a firm fitting
- The fixed width of the rod is 740mm, rod length extends from 1400 - 2600mm
- All fixings included



CODE	FINISH	TUBE
AD103022	White	22mm
AD103000	Chrome	22mm

Packaging: PET box

HEAVY DUTY TELESCOPIC TENSION ROD

- Aluminium rod with plastic wall brackets
- Spring loaded for quick and easy fitting and removal
- Adjust to your desired size
- Telescopic rod extends using a simple slide and twist action
- Secure, self supporting rod
- Manufactured from ultra strong fluted aluminium

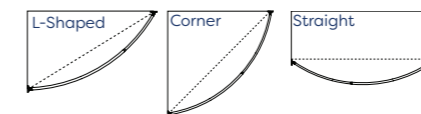


CODE	FINISH	LENGTH	TUBE
GP88901	White	600-900mm	24mm
GP88900	Silver	600-900mm	24mm
GP89001	White	1100-1950mm	24mm
GP89000	Silver	1100-1950mm	24mm

Packaging: LDPE hanging sleeve with C hook

TELESCOPIC CURVED ROD

- Bright anodised aluminium rod with plastic wall brackets
- Curved rod holds the shower curtain away from the user creating extra showering space
- Prevents the curtain from clinging
- The rod extends from 1150mm to 1830mm
- All fixings included

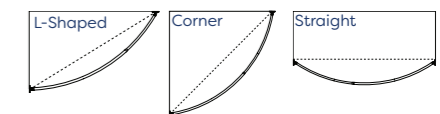


CODE	FINISH	TUBE
AD108441	Chrome	25mm

Packaging: PET box

PREMIUM TELESCOPIC CURVED ROD

- Polished stainless steel curved rod with chrome plated metal wall brackets
- Curved rod holds the shower curtain away from the user creating extra showering space
- Prevents the curtain from clinging
- The rod extends from 1080mm to 1850mm
- All fixings included



CODE	FINISH	TUBE
AD108541	Chrome	25mm

Packaging: PET blister pack with euro slot and printed card insert

RODS & RAILS

STICK 'N' LOCK™ PREMIUM



SCAN ME
Scan the QR code to view our Stick 'n' Lock™ telescopic tension rod demonstration video or visit www.croydex.com

Stick 'n' Lock™ PREMIUM TELESCOPIC TENSION RODS*

*Patent Pending

- 1 Rotate to unlock
- 2 Extend to the walls
- 3 Rotate to lock and tension
- 4 Peel off adhesive backing film
- 5 Press the wall brackets against the wall
- 6 Rotate to apply pressure to activate the adhesive tape
- 7 Snap the decorative covers over the pressure plate

RODS & RAILS

STICK 'N' LOCK™



EASY FIX SECURE TENSION RODS NO FALL SYSTEM

- EXTEND**
Self supporting telescopic tension rod: Extend and tension to the required length
- TENSION**
Unique screw action of the end buffer ensures a secure installation
- STICK**
Wall brackets include adhesive pad for extra security

NON-SLIP ROD

Will not fall down or move once installed*
*Based on 15kg

NO TOOLS REQUIRED

No cutting, no drilling, no screwing, just a simple, quick and easy installation

RUST FREE **LIFE TIME GUARANTEE**

**Refer to online T's & C's: www.croydex.com/product-warranties

CAN HOLD UP TO 15KG

Tested up to 15kg load capacity*
*Tested to BS 4875-7/ISO 7170 for 24 hours. 25 times longer than the Standard requirement. Full bond strength is achieved after 24 hours.

STICK 'N' LOCK PREMIUM TELESCOPIC TENSION ROD NEW

- Matt black powder coated aluminium shower curtain rod
- Telescopic rod extends from 1295mm - 2298mm
- Very high bond adhesive pad applied to the wall bracket to ensure a secure durable installation
- 12 black c-shaped curtain rings included
- The unique bayonet action of the pressure plate ensures an easy and secure installation
- Easy to remove for cleaning

CODE	FINISH	LENGTH
AD230021	Matt Black	1295 - 2298mm

Packaging: Full colour open box

STICK 'N' LOCK™ TELESCOPIC TENSION ROD

- Bright anodised aluminium or powder coated shower curtain rod with chrome plated or white plastic wall brackets
- Telescopic rod extends from 1100mm to 2600mm using a simple slide and twist action
- The combination of adhesive pads and the extra tension bracket ensures an easy and secure installation
- Self supporting rod

CODE	FINISH	TUBE
AD102100	Chrome	22mm
AD102122	White	22mm

Packaging: PET box

STICK 'N' LOCK™ SHOWER CUBICLE TELESCOPIC TENSION ROD

- Bright anodised or powder coated aluminium rod: with chrome plated or white plastic wall brackets
- Telescopic rod extends from 700mm to 1220mm using a simple slide and twist action
- The combination of adhesive pads and the extra tension bracket ensures an easy and secure installation
- Self supporting rod

CODE	FINISH	TUBE
AD100100	Chrome	22mm
AD100122	White	22mm

Packaging: PET box

STICK 'N' LOCK PREMIUM TELESCOPIC TENSION ROD NEW

- Bright anodised aluminium shower curtain rod
- Telescopic rod extends from 1295mm - 2298mm
- Very high bond adhesive pad applied to the wall bracket to ensure a secure durable installation
- 12 clear c-shaped curtain rings included
- The unique bayonet action of the pressure plate ensures an easy and secure installation
- Easy to remove for cleaning installation

CODE	FINISH	LENGTH
AD230041	Chrome	1295 - 2298mm

Packaging: Full colour open box

STICK 'N' LOCK PREMIUM TELESCOPIC CUBICLE TENSION ROD NEW

- Bright anodised aluminium shower curtain rod
- Telescopic rod extends from 700mm - 1170mm
- Very high bond adhesive pad applied to the wall bracket to ensure a secure durable installation
- 12 clear c-shaped curtain rings included
- The unique bayonet action of the pressure plate ensures an easy and secure installation
- Easy to remove for cleaning installation

CODE	FINISH	LENGTH
AD231041	Chrome	700 - 1170mm

Packaging: Full colour open box

SCAN ME

Scan the QR code to view our Stick 'n' Lock™ telescopic tension rod demonstration video or visit www.croydex.com



RODS & RAILS

PROFESSIONAL ROD KITS & PROFESSIONAL RAILS

PREMIER SHOWER CURTAIN ROD (STRAIGHT)

- Stainless steel rod with chrome plated zinc wall brackets
- 2000mm, use as standard size or cut to required length
- All fixings included



CODE	FINISH	TUBE
GP89500	Chrome	25mm
Packaging: LDPE bag with header card		

PREMIER SHOWER CURTAIN ROD (U-SHAPED)

- 2000 x 1000mm Stainless steel rod with chrome plated zinc wall brackets
- Includes ceiling supports and twelve curtain rings
- All fixings included



Indicates the ceiling support supplied and the recommended position where they are installed

CODE	FINISH	TUBE
AD149341	Chrome	25mm
Packaging: Brown box with colour label		

PREMIER SHOWER CURTAIN ROD (L-SHAPED)

- 2000 x 1000mm Stainless steel rod with chrome plated zinc wall brackets
- Includes ceiling support and twelve curtain rings
- All fixings included





Indicates the ceiling support supplied and the recommended position where they are installed

CODE	FINISH	TUBE
AD149641	Chrome	25mm
Packaging: Brown box with colour label		

SLENDERLINE RAIL KIT

- A lightweight but strong aluminium rail system
- White: Epoxy powder coated aluminium rail, white plastic wall brackets
- Silver: Satin anodised aluminium rail, grey plastic wall brackets
- Chrome effect: Bright anodised aluminium rail, chrome plated plastic wall brackets
- Complete with ceiling support, hooks and gliders
- Use as standard size or cut to required length
- Strong, durable and easy to install
- All fixings included



CODE	FINISH	TUBE
GP87001	White	24 x 14mm
GP87000	Silver	24 x 14mm
AD200541	Chrome effect	24 x 14mm
Packaging: Full colour box with euro slot		

BENDY RAIL

- Two separate aluminium extrusions sandwich a flexible PVC core which allows the rail to be easily bent at any point to suit the shape of any bath or shower tray
- White epoxy powder coated aluminium rail, white plastic wall brackets
- Silver satin anodised aluminium rail, grey plastic wall brackets
- Chrome effect bright anodised aluminium rail, grey plastic wall brackets
- Minimum bend radius 150mm
- Complete with ceiling support, hooks and gliders
- Use as standard size or cut to required length
- Strong, durable and easy to install
- All fixings included



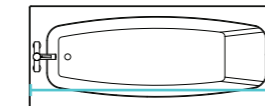
CODE	FINISH	LENGTH	RAIL
GP78001	White	2000mm	32 x 14mm
GP78000	Silver	2000mm	32 x 14mm
GP78101	White	2500mm	32 x 14mm
GP78100	Silver	2500mm	32 x 14mm
AD200641	Chrome effect	2500mm	32 x 14mm
GP78201	White	3000mm	32 x 14mm
GP78200	Silver	3000mm	32 x 14mm
Packaging: Printed LDPE sleeve			

RODS & RAILS

PROFESSIONAL RAILS

PROFILE 800 STANDARD RAIL

- A lightweight but strong aluminium rail system
- White: Epoxy powder coated aluminium rail, white plastic wall brackets
- Silver: Satin anodised aluminium rail, grey plastic wall brackets
- Chrome effect: Bright anodised aluminium rail, chrome plated plastic wall brackets
- Pre-formed for perfect bends with a rigid 'H' section
- The system features a smooth running internal hook and glider system
- Supplied with twelve hooks and gliders for one shower curtain
- Rail size 24 x 14mm
- All fixings included

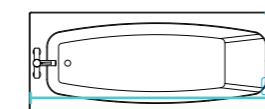


STRAIGHT

CODE	FINISH	LENGTH
GP85001	White	760mm
GP85000	Silver	760mm
GP85101	White	915mm
GP85100	Silver	915mm
GP85201	White	1830mm
GP85200	Silver	1830mm
AD200141	Chrome effect	1830mm
GP85301	White	2135mm
GP85300	Silver	2135mm
AD200241	Chrome effect	2135mm
GP85401	White	2440mm
GP85400	Silver	2440mm
Packaging: Printed LDPE sleeve		


L-SHAPED

- Includes 1 ceiling support



CODE	FINISH	LENGTH
GP85501	White	760 x 760mm
GP85500	Silver	760 x 760mm
GP87200	Silver	800 x 800mm
GP85601	White	915 x 915mm
GP85600	Silver	915 x 915mm
AD200341	Chrome effect	915 x 915mm
GP86601	White	1000 x 1000mm
GP86600	Silver	1000 x 1000mm
GP86701	White	1200 x 700mm
GP86700	Silver	1200 x 700mm
GP85701	White	760 x 1675mm
GP85700	Silver	760 x 1675mm
AD200441	Chrome effect	760 x 1675mm
GP85801	White	760 x 1830mm
GP85800	Silver	760 x 1830mm
Packaging: Printed LDPE sleeve		


White



Silver



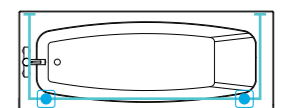
Chrome effect



Indicates the ceiling support supplied and the recommended position where they are installed

U-SHAPED

- Includes 2 ceiling supports



CODE	FINISH	LENGTH
GP86001	White	760 x 760 x 760mm
GP86000	Silver	760 x 760 x 760mm
GP87101	White	800 x 800 x 800mm
GP87100	Silver	800 x 800 x 800mm
GP86101	White	915 x 915 x 915mm
GP86100	Silver	915 x 915 x 915mm
GP86201	White	760 x 1675 x 760mm
GP86200	Silver	760 x 1675 x 760mm
Packaging: Printed LDPE sleeve		

RODS & RAILS

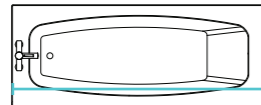
PROFESSIONAL RAILS

PROFILE 400 STANDARD RAIL

- An ultra strong aluminium rail system
 - Silver: Satin anodised aluminium rail, grey plastic wall brackets
- Pre-formed for perfect joint free bends with a rigid box section
- The system features a smooth running internal hook and glider system
- Rail size 32 x 14mm
- Supplied with twelve hooks and gliders
- All fixings included

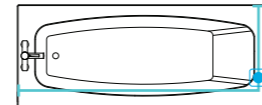


STRAIGHT



L-SHAPED

- Includes 1 ceiling support



• Indicates the ceiling support supplied and the recommended position where they are installed

CODE	FINISH	LENGTH
GP81100	Silver	915mm
GP81200	Silver	1830mm
GP81300	Silver	2135mm
Packaging: Printed LDPE sleeve		

CODE	FINISH	LENGTH
GP81600	Silver	915 x 915mm
GP81700	Silver	760 x 1675mm
GP81800	Silver	760 x 1830mm
Packaging: Printed LDPE sleeve		

CEILING SUPPORT

- Additional ceiling supports
 - White: epoxy powder coated
 - Silver: satin anodised
 - Chrome effect: bright anodised aluminium
- May be required with some configurations of the Profile 400 and 800 rails
- Can be used as standard size or cut to required length



CODE	FINISH	LENGTH
GP98801	White	610mm
GP98800	Silver	610mm
AD201541	Chrome effect	610mm
GP98701	White	915mm
GP98700	Silver	915mm
AD201441	Chrome effect	915mm
Packaging: LDPE hanging bag with header card and euro slot		

HOOK & GLIDER PACK

- Suitable for use with both Profile 400 and 800 rails where more than one shower curtain is required
- Includes twelve hook and gliders and 1 locking end-stop



CODE	FINISH	LENGTH
GP98900	White	22mm
Packaging: LDPE hanging bag with header card and euro slot		

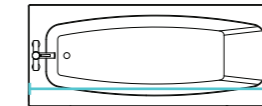
RODS & RAILS

MADE-TO-MEASURE RAILS

- Select from our range of made-to-measure rails and rail accessories to create a bespoke rail for your bathroom
- Simply choose either the Profile 400 rail in white or silver, or the Profile 800 rail in white, silver or chrome effect
 - White: Epoxy powder coated aluminium rail, white plastic wall brackets
 - Silver: satin anodised aluminium rail, grey plastic wall brackets
- Chrome effect: Bright anodised aluminium rail, chrome plated plastic wall brackets
 - Profile 400: 32 x 14mm
 - Profile 800: 24 x 14mm
- Pick your configuration, provide the required measurements and let us do the rest
- Rails are supplied with twelve hooks and gliders for one shower curtain

• Indicates the ceiling support supplied and the recommended position where they are installed

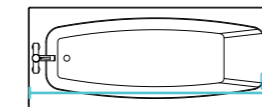
STRAIGHT



CODE	FINISH
SPECRAILS	Silver/White/Chrome effect
Packaging: Printed LDPE sleeve	

L-SHAPED

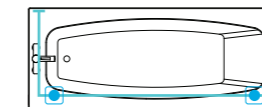
- Includes 1 ceiling support



CODE	FINISH
SPECRAILL	Silver/White/Chrome effect
Packaging: Printed LDPE sleeve	

U-SHAPED

- Includes 2 ceiling supports



CODE	FINISH
SPECRAILU	Silver/White/Chrome effect
Packaging: Printed LDPE sleeve	

CEILING SUPPORT

- Additional ceiling supports
 - White: epoxy powder coated
 - Silver: satin anodised
- May be required with some configurations of the Profile 400 and 800 rails
- Can be used as standard or cut to size



CODE	FINISH
SPECRAILC	Silver/White
Packaging: LDPE hanging bag with header card and euro slot	


Profile 400 White



Profile 400 Silver




Profile 800 White



Profile 800 Silver



Profile 800 Chrome effect



THREE METRE DUST COVER KIT

- Prevents dust from gathering in the upper section of Profile 400 and 800 rails
- Can be trimmed to the desired length



CODE	FINISH
GPO0001	3000 x 12 x 5mm
Packaging: LDPE bag with header card	



02 SHOWER CURTAINS

Keeping your bathroom looking fresh and clean while also adding a touch of character is easy with Croydex's range of shower curtains. Croydex is a leading supplier in the UK and provides a range of designs, all made to the highest quality.

SHOWER CURTAINS

OUR SHOWER CURTAINS EXPLAINED



Our comprehensive range of shower curtains includes products made from a variety of materials. As well as offering a selection of style choices, the chosen material can also affect how a curtain performs and how it should be cared for. Below are some points for consideration that will help you choose the perfect curtain for your bathroom.

VINYL SHOWER CURTAINS

Vinyl shower curtains are 100% waterproof. The sides and bottom of all our vinyl curtains are cut rather than sewn and the eyelets are welded. These curtains can be wiped clean with a damp cloth and hung out to dry. They cannot be machine washed, dry-cleaned, tumble dried or ironed.

Our range of vinyl curtains are made from PVC (polyvinyl chloride). PVC is a fully waterproof material which is both soft and strong. Designs featuring a clear background are generally printed on a PVC base sheet as this effect can easily be achieved using this material.



TEXTILE SHOWER CURTAINS

Textile shower curtains are water repellent. The 100% polyester fabric is made water repellent by the addition of an acrylic coating that we call Proseal®. The sides, top and bottom of our textile curtains are neatly hemmed and the bottom hem includes a lead-free, non-toxic weight to ensure that the curtain hangs straight and does not cling to the user when wet. The eyelets are reinforced with a corrosion-resistant metal to give a smart finish. All textile curtains can be machine washed at 40°C and pressed with a cool iron.

PLAIN AND PATTERNED FABRIC
With their water repellent Proseal® coating, all plain and printed shower curtains from Croydex are 100% polyester and create an effective water repellent barrier in the bath or shower. A made-to-measure service is available on selected plain curtains providing a variety of sizes made to order.

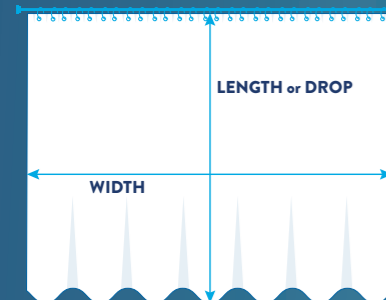
*Made to measure textile curtains may use welded eyelets instead of metal eyelets.

HOOK 'N' HANG

Our hookless shower curtains are made from 100% polyester fabric and come complete with twelve heavy duty split plastic eyelets for fast and easy installation, so there is no need to buy separate shower curtain hooks.



SHOWER CURTAINS DIMENSIONS



Scan the QR code to view our Curtain Clip demonstration video or visit www.croydex.com

PRODUCTS MARKED WITH THESE ICONS INCLUDE THIS FEATURE.



Anti-microbial treatment prevents the growth of bacteria, fungi, mould, mildew and algae on the product, including E-Coli, Listeria, Salmonella, MRSA and Aspergillus niger (black mould). Protects the product against odours, staining and other degradation, and reduces the risk of cross-contamination. In most cases the anti-microbial treatment is also effective against viruses, including coronavirus. The anti-microbial treatment is permanently added to the product during manufacture and is effective for the whole life of the product. Products carrying the Hygiene 'n' Clean logo are fresher, safer and more hygienic than similar untreated products.



All textile shower curtains can be machine washed at 40°C and pressed with a cool iron.

SHOWER CURTAINS

TEXTILE



Steven Brown

Croydex has teamed up with the world renowned Scottish artist Steven Brown to create stunning designs. Offering the most popular designs created by Steven, these contemporary prints add a unique design statement to your home. For the ultimate co-ordination in your bathroom there are also eye-catching toilet seats available in each design. (pg 72)

The Steven Brown shower curtains prove that shower accessories can add style and colour to an otherwise bland bathroom. The anti-microbial treated curtains are easy to clean and machine washable making it easier to keep your shower hygienic. Ready to hang with corrosion resistant metal eyelets, these curtains offer a simple and quick way to update your bathroom décor.

ANGUS M^cCOO TEXTILE SHOWER CURTAIN

- Proseal® coated fabric gives excellent water repellency
- Treated with Hygiene 'n' Clean anti-microbial additive
- Ready to hang with twelve corrosion-resistant metal eyelets
- Extra heavy cling-resistant non-toxic weighted hem
- 100% polyester



CODE DIMENSIONS (LXW)

AF304022H 1800 x 1800mm

Packaging: Polybag with C hook

FRANCIE & JOSIE TEXTILE SHOWER CURTAIN

- Proseal® coated fabric gives excellent water repellency
- Treated with Hygiene 'n' Clean anti-microbial additive
- Ready to hang with twelve corrosion-resistant metal eyelets
- Extra heavy cling-resistant non-toxic weighted hem
- 100% polyester



CODE DIMENSIONS (LXW)

AF304122H 1800 x 1800mm

Packaging: Polybag with C hook

HANNAH M^cWAVE TEXTILE SHOWER CURTAIN

NEW

- Proseal® coated fabric gives excellent water repellency
- Treated with Hygiene 'n' Clean anti-microbial additive
- Ready to hang with twelve corrosion-resistant metal eyelets
- Extra heavy cling-resistant non-toxic weighted hem
- 100% polyester



CODE DIMENSIONS (LXW)

AF305022H 1800 x 1800mm

Packaging: Poly bag with C hook

LEWIS M^cZOO TEXTILE SHOWER CURTAIN

NEW

- Proseal® coated fabric gives excellent water repellency
- Treated with Hygiene 'n' Clean anti-microbial additive
- Ready to hang with twelve corrosion-resistant metal eyelets
- Extra heavy cling-resistant non-toxic weighted hem
- 100% polyester



CODE DIMENSIONS (LXW)

AF305122H 1800 x 1800mm

Packaging: Polybag with C hook

SHOWER CURTAINS

VINYL/TEXTILE

MOSAIC PVC SHOWER CURTAIN

- Fully waterproof material
- Easy to clean
- Ready to hang with twelve tear-resistant eyelets



CODE	FINISH	DIMENSIONS (LXW)
AE543440	Silver	1800 x 1800mm
AE543424	Blue	1800 x 1800mm

Packaging: Polybag with C hook

WHITE PVC SHOWER CURTAIN

NEW

- Fully waterproof material
- Easy to clean
- Ready to hang with twelve tear-resistant eyelets



CODE	FINISH	DIMENSIONS (LXW)
AE100022	White	1800 x 1800mm

Packaging: Polybag with C hook



AQUA CHEVRON TEXTILE SHOWER CURTAIN

- Proseal® coated fabric gives excellent water repellency
- Treated with Hygiene 'n' Clean anti-microbial additive
- Easy to clean, machine washable
- Extra heavy cling-resistant weighted hem
- Ready to hang with twelve corrosion-resistant metal eyelets
- 100% Polyester



CODE	DIMENSIONS (LXW)
AF290416H	1800 x 1800mm

Packaging: Polybag with C hook

YELLOW & GREY CHEVRON TEXTILE SHOWER CURTAIN

- Proseal® coated fabric gives excellent water repellency
- Treated with Hygiene 'n' Clean anti-microbial additive
- Easy to clean, machine washable
- Extra heavy cling-resistant weighted hem
- Ready to hang with twelve corrosion-resistant metal eyelets
- 100% Polyester



CODE	DIMENSIONS (LXW)
AF290401H	1800 x 1800mm

Packaging: Polybag with C hook

CHARCOAL, WHITE & LIGHT GREY CHEVRON TEXTILE SHOWER CURTAIN

- Proseal® coated fabric gives excellent water repellency
- Treated with Hygiene 'n' Clean anti-microbial additive
- Easy to clean, machine washable
- Extra heavy cling-resistant non-toxic weighted hem
- Ready to hang with twelve corrosion-resistant metal eyelets
- 100% Polyester



CODE	DIMENSIONS (LXW)
AF672031H	1800 x 1800mm


Packaging: Printed card wrap and C hook

SHOWER CURTAINS

PATTERNED TEXTILE

GEO MOSAIC TEXTILE SHOWER CURTAIN

- Proseal® coated fabric gives excellent water repellency
- Treated with Hygiene 'n' Clean anti-microbial additive
- Easy to clean, machine washable
- Extra heavy cling-resistant weighted hem
- Ready to hang with twelve corrosion-resistant metal eyelets
- 100% Polyester



CODE	DIMENSIONS (LXW)
AF281624H	1800 x 1800mm

Packaging: Polybag with C hook

TEXTURED DOTS TEXTILE SHOWER CURTAIN

- Proseal® coated fabric gives excellent water repellency
- Easy to clean, machine washable
- Extra heavy cling-resistant weighted hem
- Ready to hang with twelve corrosion-resistant metal eyelets
- 100% Polyester



CODE	DIMENSIONS (LXW)
AF288115	1800 x 1800mm

Packaging: Polybag with C hook

SPLASH TEXTILE SHOWER CURTAIN

- Proseal® coated fabric gives excellent water repellency
- Easy to clean, machine washable
- Extra heavy cling-resistant weighted hem
- Ready to hang with twelve corrosion-resistant metal eyelets
- 100% Polyester



CODE	DIMENSIONS (LXW)
AF288424	1800 x 1800mm

Packaging: Polybag with C hook

STELLAR TEXTILE SHOWER CURTAIN

- Proseal® coated fabric gives excellent water repellency
- Easy to clean, machine washable
- Extra heavy cling-resistant weighted hem
- Ready to hang with twelve corrosion-resistant metal eyelets
- 100% Polyester



CODE	DIMENSIONS (LXW)
AF584740	1800 x 1800mm

Packaging: Polybag with C hook

DOTTY TEXTILE SHOWER CURTAIN

- Proseal® coated fabric gives excellent water repellency
- Easy to clean, machine washable
- Extra heavy cling-resistant weighted hem
- Ready to hang with twelve corrosion-resistant metal eyelets
- 100% Polyester



CODE	DIMENSIONS (LXW)
AF285820	1800 x 1800mm

Packaging: Polybag with C hook

SILVER DOTTY TEXTILE SHOWER CURTAIN

NEW

- Proseal® coated fabric gives excellent water repellency
- Treated with Hygiene 'n' Clean anti-microbial additive
- Easy to clean, machine washable
- Extra heavy cling-resistant non-toxic weighted hem
- Ready to hang with twelve corrosion-resistant metal eyelets
- 100% Polyester



CODE	DIMENSIONS (LXW)
AF671040H	1800 x 1800mm

Packaging: Printed card wrap and C hook

SHOWER CURTAINS

TEXTILE

GREY MEDALLION TEXTILE SHOWER CURTAIN

- Proseal® coated fabric gives excellent water repellency
- Treated with Hygiene 'n' Clean anti-microbial additive
- Easy to clean, machine washable
- Extra heavy cling-resistant weighted hem
- Ready to hang with twelve corrosion-resistant metal eyelets
- 100% Polyester



CODE	DIMENSIONS (LXW)
AF290231H	1800 x 1800mm
Packaging: Polybag with C hook	

WHITE WOVEN STRIPE TEXTILE SHOWER CURTAIN

- Proseal® coated fabric gives excellent water repellency
- Easy to clean, machine washable
- Extra heavy cling-resistant weighted hem
- Ready to hang with twelve corrosion-resistant metal eyelets
- 100% Polyester



CODE	DIMENSIONS (LXW)
AF286122	1800 x 1800mm
Packaging: Polybag with C hook	

GREY TEXTILE SHOWER CURTAIN

NEW

- Proseal® coated fabric gives excellent water repellency
- Treated with Hygiene 'n' Clean anti-microbial additive
- Easy to clean, machine washable
- Extra heavy cling-resistant non-toxic weighted hem
- Ready to hang with twelve corrosion-resistant metal eyelets
- 100% Polyester



CODE	DIMENSIONS (LXW)
AF670031H	1800 x 1800mm
Packaging: Printed card wrap and C hook	

SOCIAL DISTANCE TEXTILE SHOWER CURTAIN

NEW

- Proseal® coated fabric gives excellent water repellency
- Treated with Hygiene 'n' Clean anti-microbial additive
- Easy to clean-machine washable
- Extra heavy cling-resistant non-toxic hem weight
- Ready to hang with 12 corrosion-resistant metal eyelets
- 100% polyester



CODE	DIMENSIONS (LXW)
GP855024H	1800 x 1800mm
Packaging: Polybag with C hook	




SHOWER CURTAINS

TEXTILE

PLAIN WHITE TEXTILE SHOWER CURTAIN

- Proseal® coated fabric gives excellent water repellency
- Easy to clean, machine washable
- Extra heavy cling-resistant weighted hem
- Ready to hang with twelve corrosion-resistant metal eyelets
- Co-ordinating bath mats available
- 100% Polyester



CODE	DIMENSIONS (LXW)
AF159022	1800 x 1800mm
Packaging: Polybag with C hook	

PLAIN IVORY TEXTILE SHOWER CURTAIN

- Proseal® coated fabric gives excellent water repellency
- Easy to clean, machine washable
- Extra heavy cling-resistant weighted hem
- Ready to hang with twelve corrosion-resistant metal eyelets
- Co-ordinating bath mats available
- 100% Polyester



CODE	DIMENSIONS (LXW)
AF159017	1800 x 1800mm
Packaging: Polybag with C hook	

HOOK 'N' HANG SHOWER CURTAINS

Our hookless shower curtains are made from 100% polyester fabric and come complete with twelve heavy duty split plastic eyelets for fast and easy installation, so there is no need to buy separate shower curtain hooks.

Our hookless shower curtains are made from 100% polyester fabric



WHITE TEXTILE HOOK 'N' HANG SHOWER CURTAIN

- Proseal® coated fabric gives excellent water repellency
- Easy to clean, machine washable
- Extra heavy cling-resistant weighted hem
- Ready to hang with twelve heavy duty split plastic eyelets
- No need for curtain hooks
- Use with either round or oval profile rails
- 100% Polyester



CODE	DIMENSIONS (LXW)
AF289022	1800 x 1800mm
Packaging: Polybag with C hook	

WHITE REGENCY STRIPE TEXTILE HOOK 'N' HANG SHOWER CURTAIN

- Proseal® coated fabric gives excellent water repellency
- Easy to clean, machine washable
- Extra heavy cling-resistant weighted hem
- Ready to hang with twelve heavy duty split plastic eyelets
- No need for curtain hooks
- Use with either round or oval profile rails
- 100% Polyester



CODE	DIMENSIONS (LXW)
AF289122	1800 x 1800mm
Packaging: Polybag with C hook	

SHOWER CURTAINS

PROFESSIONAL WHITE TEXTILE

HIGH PERFORMANCE TEXTILE SHOWER CURTAIN

- Proseal® coated fabric gives excellent water repellency
- Easy to clean, machine washable
- 100% Polyester
- Ready to hang with twelve corrosion-resistant metal eyelets
- Extra heavy cling-resistant weighted hem



CODE	QUANTITY	DIMENSIONS (LXW)
GP85106	1	1800 x 2100mm
GP85107	1	2000 x 2000mm
GP85108	1	2100 x 2100mm
GPO0801*	1	1800 x 1800mm
GPO0851B	20	1800 x 1800mm
GP85115*	1	2000 x 1800mm
GP85105B	20	2000 x 1800mm

Packaging: Polybag with black and white label
* Packaging: Polybag with C hook



HYGIENE 'N' CLEAN TEXTILE SHOWER CURTAIN

- Proseal® coated fabric gives excellent water repellency
- Easy to clean, machine washable
- Treated with Hygiene 'n' Clean anti-microbial additive
- Ready to hang with twelve corrosion-resistant metal eyelets
- Extra heavy cling-resistant weighted hem
- 100% Polyester



CODE	DIMENSIONS (LXW)
AF286822H	1800 x 1800mm
AF289522H	2000 x 2000mm

Packaging: Polybag with C hook



MADE-TO-MEASURE TEXTILE SHOWER CURTAINS

- Proseal® coated fabric gives excellent water repellency
- Easy to clean, machine washable
- Ready to hang with tear-resistant eyelets
- 14g/m (standard) or 50g/m (extra heavy) hem weights available
- Available in any length up to 3000mm
- Curtains more than 1800mm wide will have a vertical join
- Curtains supplied with one welded eyelet per 150mm width
- 100% Polyester



CODE	DIMENSIONS (W)
SPECTNSTDW	900 - 1800mm
SPECTNLRGW	1800 - 3000mm

Packaging: Polybag with black and white label



SHOWER CURTAINS

SHOWER CURTAIN EXTRAS

C SHAPE CURTAIN RING

- Suitable for use with shower curtain rods up to 29mm in diameter
- Supplied in sets of twelve to use with one standard shower curtain

Clear Plastic White Plastic Chrome Plated Plastic



CODE	FINISH
AK142132	Clear
AK142122	White
AK142141	Chrome Plated

Packaging: Full colour polybag with euro slot



BUTTON CURTAIN RING

- Suitable for use with shower curtain rods up to 33mm in diameter
- Supplied in sets of twelve to use with one standard shower curtain

Clear Plastic White Plastic



CODE	FINISH
AK142232	Clear
AK142222	White

Packaging: PET box with C Hook

BALL CURTAIN RING

- Suitable for use with shower curtain rods up to 29mm in diameter
- Supplied in sets of twelve to use with one standard shower curtain

Metal



CODE	FINISH
AK141641	Chrome

Packaging: PET box with euro slot

MAGNETIC SHOWER CURTAIN CLIP

- For use with in-bath showers and curtains
- Minimises water leakage by creating a barrier between the bath and the wall
- Integrated magnetic retainer holds shower curtain in place
- Easy to install (silicon sealant not included)



CODE	FINISH
AM160622	White

Packaging: Full colour box



Scan the QR code to view our Curtain Clip demonstration video or visit www.croydex.com



03

SHOWERS & SHOWER ACCESSORIES

Croydex's extensive collection includes everything from overhead showers to adjustable wall brackets and boasts both attractive styling and reliability. So why not choose from this impressive selection of products to refresh and rejuvenate your bathroom.

SHOWERS & SHOWER ACCESSORIES

OUR SHOWERS EXPLAINED



LOOK OUT FOR THIS ICON ON OUR PRODUCTS



ECO FUNCTION

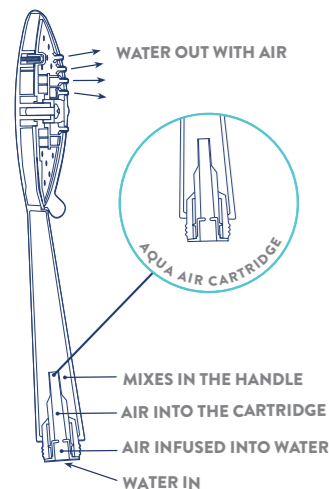
Supplied with an optional water saving device that reduces water usage by up to 50%.



SENSATIONAL WATER SAVING

Aqua Air™ products produce a bigger and softer water droplet to enhance and improve your showering sensation and pleasure, whilst also reducing your water consumption without the need for a water saving device.

How Aqua Air™ works is simple – water flowing through the shower head draws in air, which is then mixed with the water. This creates bigger, softer, aerated water droplets within a volumised shower spray, which enhance the showering sensation and provide a high quality showering experience with lower water consumption.

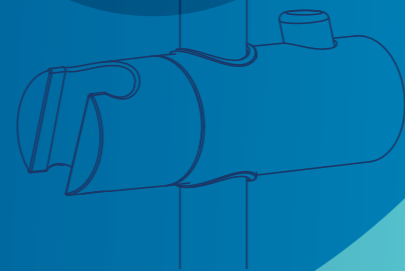


SENSATIONAL WATER SAVING



VARI-FIT

The products marked with the Vari-Fit logo are supplied with a flexible mounting system which allows existing screw holes to be re-used, so additional screw holes do not have to be drilled.



SHOWERS & SHOWER ACCESSORIES

OUR SHOWERS EXPLAINED

PRESION – PERFECT FOR LOW PRESSURES



Three ways to fix* – you choose how:

*PATENTED



RE-FIX
ALIGN TO OLD HOLES
NO DRILLING REQUIRED



SCREW-FIX
TO NEW HOLES
DRILLING REQUIRED



GLUE-FIX
TO MOST SURFACES
NO DRILLING REQUIRED

SHOWER SPRAY PATTERNS



WHAT IS THE WATER LABEL?

The Water Label enables customers across the UK and Europe to easily compare the amount of water different products use and make informed decisions that will save them water and money.

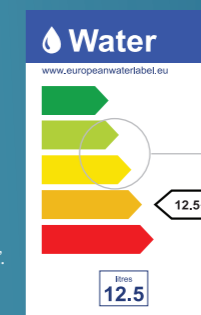
Major DIY retailers, builders and plumbers' merchants and manufacturers of bathroom products are committed to using the Water Label for all bathroom fittings.

Thousands of bathroom products are registered with the European Water Label. Once registered, products are given a Water Label rating based on the manufacturers' product information.

You can look online to search for products already registered with the Water Label at: www.europeanwaterlabel.eu and click on 'Find a Product'.

HOW THE LABEL WORKS

The Water Label shows the amount of water the product uses. Products are grouped into colour-coded performance bands depending on how much water they use. The smaller the arrow, the more efficient the product, with green being the most efficient.



L/Min – Type of measurement
Performance bands
Actual capacity or performance of the manufacturers product

LOOK OUT FOR THE WATER LABEL ON OUR PRODUCTS

Your customers will be familiar with the style of the labelling as it's similar to energy labelling used on white goods (like fridges and washing machines) and electronic products.

SHOWERS & SHOWER ACCESSORIES

SHOWER SCREEN & SHOWER HOSES

FLEXI-FIX™ SHOWER SCREEN

- 6mm toughened safety glass
- Patented system allows use of existing screw holes
- Simple key system allows single person fitting
- Screen adjustment for out of true walls
- Reversible for left or right hand fit
- Polished aluminium profile
- Complies with BS EN 14428:2015



CODE	DIMENSIONS (HXWXD)
AM184032	1500 x 830 x 40mm
Packaging: Brown box colour label	




Flexi Fix™ SIMPLE LEVELLING SYSTEM

Unique cam system always aligns your screen on to the bath through existing screw holes for an easier installation

Adjustable cam device locates into the channel and allows existing holes to be used.

It also provides vertical and horizontal adjustment.

Our locking mechanism holds the screen in place and allows for single person installation and adjustment in final assembly of the glass screen.



SHOWERS & SHOWER ACCESSORIES

SHOWER HOSES

1.5M REINFORCED STAINLESS STEEL SHOWER HOSE

- Reinforced stainless steel shower hose with large bore
- Two chrome plated metal conical fitments
- Suitable for use with most electric or mixer showers
- Universal 1/2" B.S.P. connection



LARGE BORE

CODE	FINISH	BORE
AM550441	Chrome	Large
Packaging: Blister pack with euro slot		

1.75M REINFORCED STAINLESS STEEL SHOWER HOSE

- Reinforced stainless steel shower hose with large bore
- One chrome plated conical fitment and one chrome plated knurled nut
- Suitable for use with most electric or mixer showers
- Universal 1/2" B.S.P. connection



LARGE BORE

CODE	FINISH	BORE
AM163641	Chrome	Large
Packaging: Blister pack with euro slot		

MATT BLACK 1.75M STAINLESS STEEL SHOWER HOSE

NEW

- Matt black reinforced stainless steel shower hose with large bore
- Two matt black conical fitments
- Compatible with electric showers and mixer showers
- Universal 1/2" B.S.P. connection to make changing your shower hose easy



LARGE BORE

CODE	FINISH	BORE
AM159021	Matt black	Large
Packaging: Full colour open box		

2M REINFORCED STAINLESS STEEL SHOWER HOSE

- Reinforced stainless steel shower hose with large bore
- Two metal conical fitments
- Compatible with electric showers and mixer showers
- Universal 1/2" B.S.P. connection to make changing your shower hose easy



LARGE BORE

CODE	FINISH	BORE
AM550641	Chrome	Large
Packaging: Blister pack with euro slot		

1.5-2M+ STRETCH REINFORCED SHOWER HOSE

- Reinforced stainless steel construction with standard bore
- 40% extra length when fully stretched (1.5-2m+)
- Standard bore with one conical fitment and one hexagonal fitment
- Ideal for bath shower mixers and all showers
- Universal 1/2" B.S.P. connection



STANDARD BORE



CODE	FINISH	BORE
AM159741	Stainless steel	Standard
Packaging: Full colour box with euro slot		

1.5-2M+ STRETCH REINFORCED SHOWER HOSE

- Reinforced chrome stretch shower hose with large bore
- 40% extra length when fully stretched (1.5-2m+)
- Large bore with one conical fitment and one hexagonal fitment
- Ideal for bath shower mixers and all showers
- Universal 1/2" B.S.P. connection



LARGE BORE



CODE	FINISH	BORE
AM156041	Chrome	Large
Packaging: Full colour box with euro slot		

SHOWERS & SHOWER ACCESSORIES

SHOWER HANDSETS

ONE FUNCTION SHOWER HANDSET

- One function handset with rub clean nozzles
- Comfort grip ergonomically designed handle
- Universal 1/2" B.S.P. connection



CODE	FINISH
AM153222	White
AM153241	Chrome

Packaging: Blister pack with euro slot

NERO ONE FUNCTION SHOWER HANDSET

- One function handset with rub clean nozzles
- Suitable for low pressure systems
- Comfort grip ergonomically designed handle
- Universal 1/2" B.S.P. connection
- Supplied with an optional water saving device



CODE	FINISH
AM173922	White
AM173941	Chrome

Packaging: Open colour box

THREE FUNCTION SHOWER HANDSET

- Three function handset with rub clean nozzles
- Suitable for low pressure systems
- Universal 1/2" B.S.P. connection



CODE	FINISH
AM150222	White
AM150241	Chrome

Packaging: Blister pack with euro slot

NERO THREE FUNCTION SHOWER HANDSET

- Three function handset with rub clean nozzles
- Suitable for low pressure systems
- Comfort grip ergonomically designed handle
- Universal 1/2" B.S.P. connection
- Supplied with an optional water saving device



CODE	FINISH
AM174041	Chrome
AM302121	Matt Black

Packaging: Open colour box

NERO FIVE FUNCTION SHOWER HANDSET

- Five function handset with rub clean nozzles
- Suitable for low pressure systems
- Comfort grip ergonomically designed handle
- Universal 1/2" B.S.P. connection
- Supplied with an optional water saving device



CODE	FINISH
AM190341	Chrome

Packaging: Open colour box

NERO THREE FUNCTION SHOWER SET

- Three function shower handset with rub clean nozzles
- 1.5m Reinforced stainless steel hose with large bore
- 680mm Flexi-Fix™ riser rail
- Multi-position shower head adjustment
- Hose retaining clip
- Replacement washers included
- Universal 1/2" B.S.P. connection
- Supplied with an optional water saving device
- All fixtures and fittings included



CODE	FINISH
AM302021	Matt Black

Packaging: Full colour open box

SHOWERS & SHOWER ACCESSORIES

SHOWER HANDSETS

PRESION – PERFECT FOR LOW PRESSURES

COMPARISON OF LOW PRESSURE HANDSETS USING THE SIMPLE 'UPSIDE DOWN' TEST



PRESSURE BOOST



Presion low pressure boosted shower spray



Standard low pressure non-boosted shower spray

REMOVABLE FACEPLATE



The faceplate is removable for easy cleaning.

PRESION PRESSURE BOOST SHOWER SET

- Matt black one function pressure boost handset
- Removable faceplate for easy cleaning
- Universal 1/2" B.S.P. connection
- 1.5m reinforced stainless steel shower hose with large bore
- 680mm Flexi-Fix™ riser rail
- Multi-position shower head adjustment
- Hose retaining clip
- All fixtures and fittings included
- Supplied with an optional water saving device



CODE	FINISH
AM300021	Matt Black
AM300041	Chrome with grey faceplate

Packaging: Open colour box

PRESION PRESSURE BOOST SHOWER HANDSET

- Matt black one function pressure boost handset
- Removable faceplate for easy cleaning
- Universal 1/2" B.S.P. connection
- Supplied with an optional water saving device



CODE	FINISH
AM301021	Matt Black
AM301041	Chrome with grey faceplate

Packaging: Open colour box

SHOWERS & SHOWER ACCESSORIES

AMALFI SHOWER ACCESSORIES

AMALFI ONE FUNCTION SHOWER HANDSET

- One function handset with rub clean nozzles
- Universal ½" B.S.P. connection
- Ideal for all shower types



water label 26 L/Min

1 Spray Pattern

CODE	FINISH
AM251522	White
AM251541	Chrome

Packaging: Blister pack with euro slot

AMALFI THREE FUNCTION SHOWER HANDSET

- Three function handset with rub clean nozzles
- Universal ½" B.S.P. connection
- Ideal for all shower types



water label 15 L/Min

3 Spray Patterns

CODE	FINISH
AM250222	White
AM250241	Chrome

Packaging: Blister pack with euro slot

AMALFI FIVE FUNCTION SHOWER HANDSET

- Five function handset with rub clean nozzles
- Universal ½" B.S.P. connection
- Ideal for all shower types



water label 14.3 L/Min

5 Spray Patterns

CODE	FINISH
AM250322	White
AM250341	Chrome

Packaging: Blister pack with euro slot

AMALFI SINGLE FUNCTION SHOWER SET WITH BRACKET

- One function handset with rub clean nozzles
- 1.5m hose
- Wall bracket included
- All fixtures and fittings included
- Ideal for all shower types



water label 26.09 L/Min

1 Spray Pattern

CODE	FINISH
AM250641	Chrome

Packaging: Blister pack with euro slot

AMALFI THREE FUNCTION SHOWER SET WITH BRACKET

- Three function handset with rub clean nozzles
- 1.5m hose
- Wall bracket included
- All fixtures and fittings included
- Ideal for all shower types



water label 15 L/Min

3 Spray Patterns

CODE	FINISH
AM250741	Chrome

Packaging: Blister pack with euro slot

AMALFI ONE FUNCTION SHOWER SET

- One function handset with rub clean nozzles
- 1.5m hose
- Universal ½" B.S.P. connection
- 665mm riser rail
- Allows existing screw holes to be re-used providing they are no more than 610mm apart (see page 54)
- All fixtures and fittings included
- Ideal for all shower types



water label 26.09 L/Min

1 Spray Pattern

CODE	FINISH
AM250922	Chrome/White
AM250941	Chrome

Packaging: Blister pack with euro slot

SHOWERS & SHOWER ACCESSORIES

AMALFI SHOWER ACCESSORIES

AMALFI THREE FUNCTION SHOWER SET

- Three function handset with rub clean nozzles
- 1.5m stainless steel hose
- 665mm riser rail
- Universal ½" B.S.P. connection
- Ideal for all shower types
- Hose retaining clip
- Soap dish included
- Allows existing screw holes to be re-used providing they are no more than 610mm apart (see page 54)
- All fixtures and fittings included



water label 15 L/Min

3 Spray Patterns

CODE	FINISH
AM251841	Chrome

Packaging: Blister pack with euro slot

AMALFI FIVE FUNCTION SHOWER SET

- Five function handset with rub clean nozzles
- 1.5m hose
- 665mm riser rail
- Universal ½" B.S.P. connection
- Ideal for all shower types
- Hose retaining rings
- Soap dish included
- Allows existing screw holes to be re-used providing they are no more than 610mm apart (see page 54)
- All fixtures and fittings included



water label 14.3 L/Min


5 Spray Patterns

CODE	FINISH
AM251022	Chrome/White
AM251041	Chrome

Packaging: Blister pack with euro slot

AMALFI FLEX 1.5M PVC HOSE

- Reinforced flexible PVC shower hose with standard bore
- Two conical fittings on white hose
- One conical and one hexagonal nut fitting on silver grey hose
- Suitable for use with most electric or mixer showers
- Universal ½" B.S.P. connection
- Standard bore



STANDARD BORE

CODE	FINISH
AM251322	White
AM251341	Silver Grey

Packaging: Blister pack with euro slot

AMALFI STAINLESS STEEL HOSES

- Reinforced stainless steel shower hose with standard bore
- One chrome plated conical fitment and one knurled nut fitment
- Suitable for use with most electric or mixer showers
- Universal ½" B.S.P. connection
- Standard bore



STANDARD BORE

CODE	FINISH	LENGTH
AM250441	Chrome	1.5m
AM250541	Chrome	1.75m

Packaging: Blister pack with euro slot

AMALFI SIMPLE WALL BRACKET

- Fixed position wall bracket
- Fits shower hoses with a standard conical fitment
- Suitable for all Croydex shower hoses
- All fixtures and fittings included



CODE	FINISH
AM251222	White
AM251241	Chrome

Packaging: Blister pack with euro slot

AMALFI RISER RAIL

- 665mm riser rail
- Multi-position shower handset adjustment
- Fits all shower hoses with a standard conical fitment
- Allows existing screw holes to be re-used providing they are no more than 550mm apart (see page 54)
- All fixtures and fittings included



CODE	FINISH
AM250822	Chrome/White
AM250841	Chrome

Packaging: Blister pack with euro slot

SHOWERS & SHOWER ACCESSORIES

LEO SHOWER HANDSETS & HOSES

LEO ONE FUNCTION SHOWER HANDSET

- Rub clean nozzles
- Suitable for low and high pressure systems
- Universal 1/2" B.S.P. connection
- Supplied with an optional water saving device



CODE	FINISH
AM172922PB	White
AM172941PB	Chrome

Packaging: Polybag with header card

LEO THREE FUNCTION SHOWER HANDSET

- Rub clean nozzles
- Suitable for low and high pressure systems
- Universal 1/2" B.S.P. connection
- Supplied with an optional water saving device




3 Spray Patterns

CODE	FINISH
AM173022PB	White
AM173041PB	Chrome

Packaging: Polybag with header card

LEO FIVE FUNCTION SHOWER HANDSET

- Rub clean nozzles
- Suitable for low and high pressure systems
- Universal 1/2" B.S.P. connection
- Supplied with an optional water saving device



5 Spray Patterns

CODE	FINISH
AM173222PB	White
AM173241PB	Chrome

Packaging: Polybag with header card



LEO 1.5M PVC SHOWER HOSE

- Reinforced flexible PVC shower hose with standard bore
- Two conical fittings
- Ideal length for electric showers
- Universal 1/2" B.S.P. connection



CODE	FINISH	LENGTH
AM173040PB	Smooth Silver	1.5m

Packaging: Polybag with header card

LEO STAINLESS STEEL SHOWER HOSES

- Reinforced stainless steel construction with large bore
- Two conical fittings
- Universal 1/2" B.S.P. connection



CODE	FINISH	LENGTH
AM158841PB	Chrome	1.25m
AM159041PB	Chrome	1.75m
AM156041PB	Chrome	1.5-2m

Packaging: Polybag with header card

SHOWERS & SHOWER ACCESSORIES

LEO SHOWER SETS

LEO ONE FUNCTION SHOWER SET

- One function shower handset with rub clean nozzles
- 600mm Vari-Fit riser rail
- 1.5m reinforced PVC hose with 7mm bore
- Hose retaining ring included
- All fixtures and fittings included
- Supplied with an optional water saving device
- Allows existing screw holes to be re-used providing they are no more than 570mm apart (see page 54)



1 Spray Pattern



CODE	FINISH
AM175622PB	White
AM175641PB	Chrome

Packaging: Polybag with header card

LEO THREE FUNCTION SHOWER SET

- Three function shower handset with rub clean nozzles
- 600mm Vari-Fit riser rail
- 1.5m reinforced PVC hose with 7mm bore
- Hose retaining ring included
- All fixtures and fittings included
- Supplied with an optional water saving device
- Allows existing screw holes to be re-used providing they are no more than 570mm apart (see page 54)



3 Spray Patterns



CODE	FINISH
AM175722PB	White
AM175741PB	Chrome

Packaging: Polybag with header card

LEO FIVE FUNCTION CHROME SHOWER SET

- Five function shower handset with rub clean nozzles
- 600mm Vari-Fit riser rail
- 1.5m reinforced stainless steel hose with 11mm bore
- Hose retaining ring included
- All fixtures and fittings included
- Supplied with an optional water saving device
- Allows existing screw holes to be re-used providing they are no more than 570mm apart (see page 54)



5 Spray Patterns



CODE	FINISH
AM175841PB	Chrome

Packaging: Polybag with header card

LEO RISER RAILS

- 600mm Vari-Fit riser rail
- Wall brackets adjust to fit old screw holes
- Multi-position shower handset adjustment
- Fits all shower handsets with a standard conical fitting
- Hose retaining ring included
- All fixtures and fittings included
- Allows existing screw holes to be re-used providing they are no more than 570mm apart (see page 54)



CODE	FINISH
AM174522PB	White
AM174541PB	Chrome

Packaging: Polybag with header card

SHOWERS & SHOWER ACCESSORIES

CLEAR SOAP DISH

- Easy to fit onto riser rails with a diameter of 25mm
- Made from clear durable plastic
- Height adjustable



CODE	FINISH
AM174431PB	Clear
Packaging: Polybag	

NEW

RISER RAIL BASKET

- Easy to install and remove
- Adjustable up to 30mm diameter
- Maximum load: 4kg
- All fittings included



NEW

CODE	FINISH
PA670000	Clear
Packaging: Open colour box	

SHOWERS & SHOWER ACCESSORIES

ECO FUNCTION

RELAX WITH OUR ECO FUNCTION

LOOK OUT FOR THIS ICON ON OUR PRODUCTS

Supplied with an optional water saving device that reduces water usage by **up to 50%**

CONTOUR MAXI FOUR FUNCTION SHOWER HANDSET

- Large 125mm diameter four function handset with rub clean nozzles
- Universal 1/2" B.S.P. connection
- Supplied with an optional water saving device



OPTIONAL ECO FEATURE UP TO 50% WATER SAVING

water label **6.7** L/Min

4 Spray Patterns

CODE	FINISH
AM157641	Chrome
Packaging: Blister pack with euro slot	

SILK SPRAY THREE FUNCTION SHOWER HANDSET

- Silk spray function; soft and gentle spray sensation
- Chrome three function shower handset
- Rub clean nozzles
- Universal 1/2" B.S.P. connection
- Supplied with an optional water saving device



OPTIONAL ECO FEATURE UP TO 50% WATER SAVING

water label **6.7** L/Min

3 Spray Patterns

CODE	FINISH
AM177041	Chrome
Packaging: Full colour open box	

INCLUSIVE FOUR FUNCTION SHOWER HANDSET - ECO

- 85mm diameter head with rub clean nozzles
- Tactile rubber handle for easier gripping
- Large lever makes switching functions easier
- Universal 1/2" B.S.P. connection
- Supplied with an optional water saving device



OPTIONAL ECO FEATURE UP TO 50% WATER SAVING

water label **5** L/Min

4 Spray Patterns

CODE	FINISH
AM151341	Chrome & White
Packaging: Blister pack with euro slot	



FOR SHOWER CURTAINS
SEE PAGE
24

SHOWERS & SHOWER ACCESSORIES

AQUA AIR™ SHOWER HANDSETS & SETS

SELF CLEANING FIVE FUNCTION SHOWER HANDSET

- Chrome five function shower handset
- Self cleaning internal pins eject limescale deposits
- Removable Venturi cartridge
- Universal ½" B.S.P. connection
- Supplied with an optional water saving device



Self cleaning internal pins

water label 11.1 L/Min


5 Spray Patterns

CODE	FINISH
AM178041	Chrome

Packaging: Full colour open box

KEILA ONE FUNCTION SHOWER HANDSET

- Chrome one function shower handset
- Universal ½" B.S.P. connection
- Rub clean nozzles
- Supplied with Aqua Air™ water saving device



1 Spray Pattern

water label 9.2 L/Min


Aqua Air™

CODE	FINISH
AM178241	Chrome

Packaging: Full colour open box

EDASSA THREE FUNCTION SHOWER HANDSET

- Chrome three function shower handset
- Universal ½" B.S.P. connection
- Rub clean nozzles
- Supplied with Aqua Air™ water saving device



3 Spray Patterns

water label 9.7 L/Min

Aqua Air™

CODE	FINISH
AM178341	Chrome

Packaging: Full colour open box

TALIA THREE FUNCTION SHOWER HANDSET

- Chrome three function shower handset
- Universal ½" B.S.P. connection
- Rub clean nozzles
- Supplied with Aqua Air™ water saving device



3 Spray Patterns

water label 10 L/Min


Aqua Air™

CODE	FINISH
AM178441	Chrome

Packaging: Full colour open box

BELMORE FIVE FUNCTION SHOWER HANDSET

- Chrome five function shower handset
- Universal ½" B.S.P. connection
- Rub clean nozzles
- Supplied with Aqua Air™ water saving device



5 Spray Patterns

water label 9.8 L/Min

Aqua Air™

CODE	FINISH
AM178541	Chrome

Packaging: Full colour open box

VARONE FIVE FUNCTION SHOWER HANDSET

- Chrome five function shower handset
- Universal ½" B.S.P. connection
- Rub clean nozzles
- Supplied with Aqua Air™ water saving device



5 Spray Patterns

water label 10.5 L/Min

Aqua Air™

CODE	FINISH
AM178641	Chrome

Packaging: Full colour open box

SHOWERS & SHOWER ACCESSORIES

AQUA AIR™

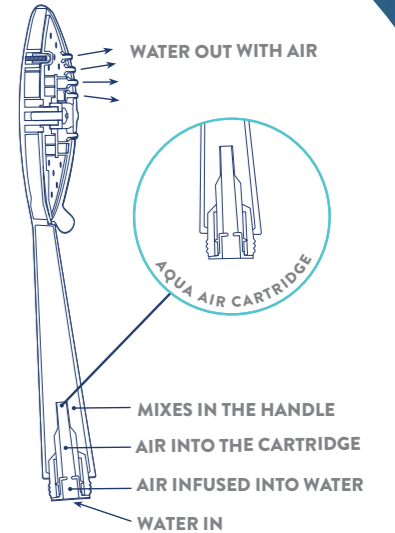
SENSATIONAL WATER SAVING

Uninspiring and expensive showers are a thing of the past with the Aqua Air™ showering products from Croydex.

Aqua Air™ products produce a bigger and softer water droplet to enhance and improve your showering sensation and pleasure, whilst also reducing your water consumption with its unique water saving device.

How Aqua Air™ works is simple – water flowing through the shower head draws in air, which is then mixed with the water. This creates an enhanced, volumised showering sensation and lowers water consumption considerably.

In fact, Aqua Air™ shower handsets can save up to 50% water when compared to similar standard shower handsets.



SAVE WATER
SAVE MONEY

THE WATER LABEL

The Water Label is a voluntary scheme and is open to all companies who manufacture or sell product in the UK and Europe that meets the criteria for water efficiency products as defined by technical experts within the bathroom industry.

All Aqua Air™ shower heads are listed with the European Water Label Scheme. Your guarantee of water efficient transparency.



EASY INSTALLATION



Unscrew your existing shower head from the shower hose and discard old washer. Clean threads on shower hose.

Fully insert the Aqua Air™ cartridge and position the washer supplied in the connector of your shower hose and attach it to the shower head. Do not over-tighten.

To retain the best quality finish, clean product regularly with a soft damp cloth. Do not use abrasive or chemical cleaners, as these may damage the product.

SHOWERS & SHOWER ACCESSORIES

FLEXI-FIX™ SHOWER SETS

FLEXI-FIX™ RISER RAIL

- Flexi-Fix™ brackets can be fixed using existing screw holes (up to 720mm apart) or glued, avoiding drilling completely
- 800mm Riser rail provides flexible height adjustment to suit a variety of users
- Multi-position shower handset adjustment
- All fixings supplied



CODE	FINISH
AM182641	Chrome
Packaging: Full colour open box	

FLEXI-FIX™ THREE FUNCTION SHOWER SET

- Complete shower set
- Flexi-Fix™ brackets can be fixed using existing screw holes or glued, avoiding drilling completely
- 800mm riser rail provides flexible height adjustment to suit a variety of users
- Multi-position shower handset adjustment
- Large three function chrome handset with rub clean nozzles
- Reinforced 1.5m stainless steel hose with medium bore
- Universal ½" B.S.P. connection
- Supplied with an optional water saving device
- All fixings supplied



3 Spray Patterns



CODE	FINISH
AM182441	Chrome
Packaging: Full colour open box	

FLEXI-FIX™ FIVE FUNCTION SHOWER SET

- Complete shower set
- Flexi-Fix™ brackets can be fixed using existing screw holes or glued, avoiding drilling completely
- 800mm riser rail provides flexible height adjustment to suit a variety of users
- Multi-position shower handset adjustment
- Large five function chrome handset with rub clean nozzles
- Reinforced 1.5m stainless steel hose with medium bore
- Universal ½" B.S.P. connection
- Supplied with an optional water saving device
- All fixings supplied



5 Spray Patterns



CODE	FINISH
AM182541	Chrome
Packaging: Full colour open box	

SHOWERS & SHOWER ACCESSORIES

FLEXI-FIX™ - X-PLATE



Three ways to fix* – you choose how:



RE-FIX
ALIGN TO OLD HOLES
NO DRILLING REQUIRED



SCREW-FIX
TO NEW HOLES
DRILLING REQUIRED



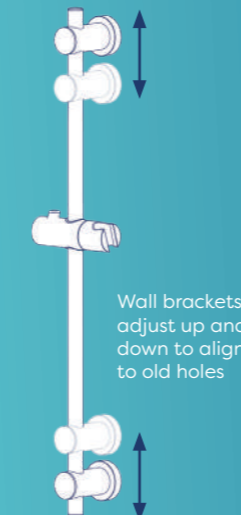
GLUE-FIX
TO MOST SURFACES
NO DRILLING REQUIRED

*PATENTED

The Flexi-Fix™ range of wall mounted products feature a unique 'X' plate which can either be fitted using existing fixing holes or screwed to new ones.

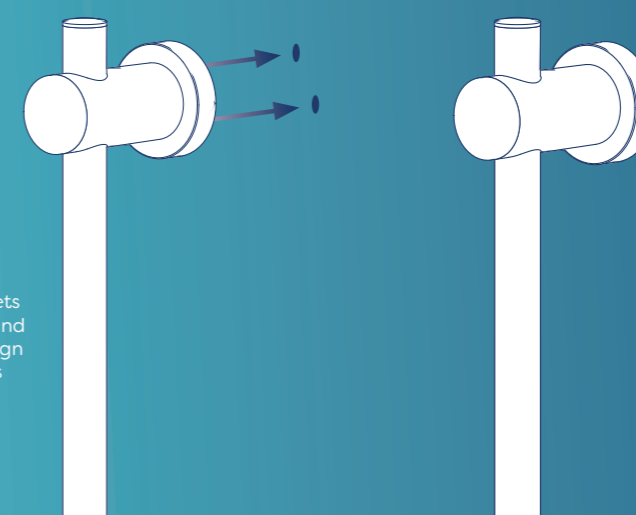
Alternatively, the patented bracket can be glued to most surfaces, including uneven walls or shiny tiles, eliminating the need for drilling completely. With three ways to fix, there's an option for everyone.

STEP 1 ADJUSTABLE WALL BRACKETS



Wall brackets adjust up and down to align to old holes

STEP 2 EASY FIX UNIQUE 'X' PLATE



Brackets attach to the easy fix 'X' plate

SCAN ME

Scan the QR code to view our Flexi-Fix™ demonstration video or visit www.croydex.com



SHOWERS & SHOWER ACCESSORIES

SHOWER SETS

THREE FUNCTION SHOWER SET

- Complete shower set
- 710mm riser rail
- Three function handset with rub clean nozzles
- Multi-position shower handset adjustment
- 1.5m heavy duty shower hose with standard bore
- Plastic soap dish
- Universal ½" B.S.P. connection
- All fixings supplied



STANDARD BORE

SATURATING

MASSAGE

SATURATING & MASSAGE

3 Spray Patterns

water label 23.1 L/Min

CODE	FINISH
AM150941	Chrome
Packaging: Blister pack with euro slot	

INCLUSIVE SHOWERING KIT

- Complete shower set
- 600mm stainless steel grab bar with concealed fixings
- Four function handset, 85mm diameter head with rub clean nozzles
- Tactile rubber handle for easier gripping
- Large lever makes switching functions easier
- 2m chrome hose with large bore
- Assistive slider with large button, easy to use
- Universal ½" B.S.P. connection
- Supplied with an optional water saving device
- Fixings not included



LARGE BORE

SATURATING

MASSAGE

SATURATING & MASSAGE

BUBBLING

4 Spray Patterns



water label 5 L/Min

CODE	FINISH
AP600241	Chrome/White
Packaging: Brown box with colour label	



THIS SHOWER HAS A 2M CHROME HOSE

SHOWERS & SHOWER ACCESSORIES

OVERHEAD SHOWERS

SMALL ROUND SHOWER OVERHEAD

- 120mm diameter round pivot head with rub clean nozzles
- For use with a shower arm or a shower panel
- Universal ½" B.S.P. connection



SATURATING

1 Spray Pattern

water label 10 L/Min

CODE	FINISH
AM153541	Chrome
Packaging: Blister pack with euro slot	

TRADITIONAL RAIN SHOWER OVERHEAD

- 173mm diameter single function chrome plated pivot head with rub clean nozzles
- For use with a shower arm or a shower panel
- Universal ½" B.S.P. connection



SATURATING

1 Spray Pattern

water label 27.3 L/Min

CODE	FINISH
AM169841	Chrome
Packaging: Blister pack with euro slot	

TRADITIONAL RAIN HEAD SET (HEAD, ARM & HOSE)

- 173mm diameter chrome plated pivot head with rub clean nozzles
- 360mm chrome plated fixed shower arm with hose connector
- 1.5m stainless steel hose
- Universal ½" B.S.P. connection
- All fixings supplied



STANDARD BORE

SATURATING

1 Spray Pattern

water label 27.3 L/Min

CODE	FINISH
AM159641	Chrome
Packaging: Full colour box	

OVERHEAD SHOWER HEAD

- 220mm diameter chrome plated pivot head
- Rub clean nozzles
- Grey face plate
- Universal ½" B.S.P. connection



SATURATING

1 Spray Pattern

water label 17.65 L/Min

CODE	FINISH
AM179941	Chrome plated
Packaging: Full colour box	

GENERIC SHOWER ARM

- Chrome plated brass shower arm
- Universal ½" B.S.P. connection



CODE	FINISH	LENGTH
AM162841	Chrome	200mm
Packaging: Blister pack with euro slot		

OVERHEAD SHOWER ARM

- Chrome plated brass shower arm
- Universal ½" B.S.P. connection



CODE	FINISH	LENGTH
AM179841	Chrome	300mm
Packaging: Blister pack with euro slot		

SHOWERS & SHOWER ACCESSORIES

RISER RAILS



VARIO RISER RAIL

- 672mm riser rail
- Allows existing screw holes to be re-used providing they are no more than 610mm apart (see left)
- Multi-position shower handset adjustment
- One adjustable wall bracket
- Fits all shower hoses with a standard conical fitting



CODE	FINISH
AM163741	Chrome
Packaging: Blister pack with euro slot	

UNIVERSAL RISER RAIL SLIDER

- Adjustable to fit riser rails from 18-25mm diameter
- Durable plastic
- Easy retro fit
- Perfect to replace broken sliders
- Can be retro fitted onto existing riser rails without removing them

White

Chrome



CODE	FINISH
AM710122	White
AM710141	Chrome
Packaging: Polybag with header card	

ADJUSTABLE WALL BRACKET

- Multi-position wall bracket
- Fits shower hoses with a standard conical fitting
- Suitable for all Croydex shower hoses

White

Chrome



CODE	FINISH
AM150622	White
AM150641	Chrome
Packaging: Blister pack with euro slot	

VARI-FIT

The products marked with the Vari-Fit logo are supplied with a flexible mounting system which allows existing screw holes to be re-used, so additional screw holes do not have to be drilled.

DON'T FORGET YOUR SHOWER CADDY

SEE PAGE 163



SHOWERS & SHOWER ACCESSORIES

SPRAYS

SHAMPOO SPRAY

- Flexible tap connectors
- Suitable for 1/2" round or oval basin taps only
- An economic handset with a small square rose
- 750mm hose length



CODE	FINISH
AA101022	White
Packaging: Plastic bag with euro slot	

BATH & SHAMPOO SPRAY

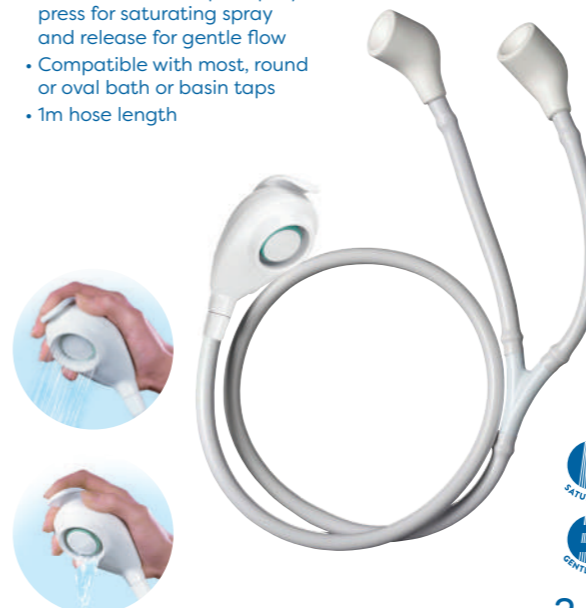
- Flexible tap connectors
- Comfortable ergonomic handset shape
- Single function handset with rub clean nozzles
- Compatible with most round or oval bath or basin taps
- 1m hose length



CODE	FINISH
AA108022	White
Packaging: Blister pack with euro slot	

FREEWAY PLUS

- Flexible tap connectors
- Controllable shampoo spray: press for saturating spray and release for gentle flow
- Compatible with most, round or oval bath or basin taps
- 1m hose length




2 Spray Patterns

CODE	FINISH
AA202022	White
Packaging: Blister pack with euro slot	

BATH SHOWER MIXER SET

- Best suited to round taps
- Easy to install semi-permanent shower unit
 - Fix the diverter to the taps and move the lever to divert the water between the bath and shower
- Complete with riser rail, 1.5m flexitube hose and single function handset with rub clean nozzles



CODE	FINISH	DIMENSIONS
AB210022	White	430mm
AB210040	Silver	430mm
AB220041	Chrome	430mm
Packaging: Blister pack with euro slot		

SHOWERS & SHOWER ACCESSORIES

SECURA SPRAYS

SECURA SPRAY

- Flexible tap connectors
- Includes retaining straps; suitable for use with high and low pressure systems up to 3 bar (does not come off tap at high pressure)
- Single function handset with rub clean nozzles
- Compatible with most round or oval bath or basin taps
- Handset wall bracket included
- 1.75m hose length



1 Spray Pattern

CODE	FINISH
AA107022	White
Packaging: Full colour box with euro slot	

FREEWAY SECURA

- Flexible tap connectors
- Includes retaining straps; suitable for use with high and low pressure systems up to 3 bar (does not come off tap at high pressure)
- Compatible with most round or oval bath or basin taps
- Controllable spray; press for saturating spray and release for gentle flow
- 1m hose length



2 Spray Patterns

CODE	FINISH
AA107422	White
Packaging: Full colour box with euro slot	

SECURA BATH SHOWER SET

- Flexible tap connectors
- Includes retaining straps; suitable for use with high and low pressure systems up to 3 bar (does not come off tap at high pressure)
- Single function handset with rub clean nozzles
- Compatible with most round or oval bath or basin taps
- Riser rail included
- 1.75m hose length
- No plumbing required



1 Spray Pattern

CODE	FINISH
AB160022	White
Packaging: Full colour box with euro slot	



COMPATIBLE WITH MOST BATH TAPS

SHOWERS & SHOWER ACCESSORIES

BATH & SHOWER SEAL KITS ACCESSORIES

BATH & SHOWER SCREEN SEAL KITS


- A replacement translucent seal kit for bath screens
- Sticks to glass or aluminium frames
- Suitable for standard and folding bath/shower screens
- Quick and easy to install
- All fixings supplied



CODE	SEAL KIT	LENGTH	FITS GAP
AM160332	Bath Screen	1000mm	1-8mm
AM160432	Bath Screen	1000mm	8-11mm
AM160532	Shower Screen	1000mm	
Packaging: Blister pack with euro slot			

RIGID SEAL KITS

- A replacement translucent rigid seal kit for bath screens
- Suitable for panels 4-6mm thick
- Quick and easy to install



CODE	LENGTH	SEAL TYPE
AM161332	1000mm	Wiper
AM161432	1000mm	Tube
Packaging: Protective card tube with label		






04

BATH MATS & PILLOWS

Our attention to detail, the use of the highest quality materials and manufacturing techniques has made Croydex one of the UK's leading suppliers of in-bath mats, textile out of bath mats and pillows.



BATH MATS & PILLOWS

HYGIENE 'N' CLEAN

Hygiene 'n' Clean is an anti-microbial treatment that is incorporated into certain in-bath mats and pillows at the time of manufacture. This treatment is safe for people, pets and the environment and is effective for the life of the product.

Hygiene 'n' Clean reduces the development of bacteria, fungi and other micro-organisms, which can degrade products and generate unpleasant odours.

Hygiene 'n' Clean also helps to protect against a range of pathogens including E-Coli, Listeria, MRSA and Salmonella, to name but a few!

By reducing bacterial growth on products that have high levels of consumer contact, the chance of cross contamination is greatly reduced, whilst hygiene levels are increased.

PRODUCTS MARKED WITH THESE ICONS INCLUDE THIS FEATURE.



Anti-microbial treatment prevents the growth of bacteria, fungi, mould, mildew and algae on the product, including E-Coli, Listeria, Salmonella, MRSA and Aspergillus niger (black mould). Protects the product against odours, staining and other degradation, and reduces the risk of cross-contamination. In most cases the anti-microbial treatment is also effective against viruses, including coronavirus. The anti-microbial treatment is permanently added to the product during manufacture and is effective for the whole life of the product. Products carrying the Hygiene 'n' Clean logo are fresher, safer and more hygienic than similar untreated products.



All bath and shower mats supplied by Croydex have been independently tested and exceed the performance levels for slip-resistant bath and shower mats required by BS 8445: 2012.



This product is machine washable. To keep the product as good as new please follow the washing instructions.



This product is hand washable.

WHITE RUBAGRIP BATH MATS

- Treated with Hygiene 'n' Clean anti-microbial additive
- Made from natural rubber
- Secure grip suction cups

- Slip-resistant* (see above)
- **May not be suitable for latex allergy sufferers**



CODE	SIZE	DIMENSIONS (LXW)
AG181122	Small	580 x 340mm
AG181422	Medium	740 x 340mm
AG182622	Large	900 x 370mm

Packaging: Polybag with euro slot

IVORY RUBAGRIP BATH MAT

- Treated with Hygiene 'n' Clean anti-microbial additive
- Made from natural rubber

- Secure grip suction cups
- Slip-resistant* (see above)
- **May not be suitable for latex allergy sufferers**



CODE	SIZE	DIMENSIONS (LXW)
AG181417	Medium	740 x 340mm

Packaging: Polybag with euro slot

BLUE RUBAGRIP BATH MAT

- Treated with Hygiene 'n' Clean anti-microbial additive
- Made from natural rubber

- Secure grip suction cups
- Slip-resistant* (see above)
- **May not be suitable for latex allergy sufferers**



CODE	SIZE	DIMENSIONS (LXW)
AG181424	Medium	740 x 340mm

Packaging: Polybag with euro slot

WHITE RUBAGRIP SHOWER TRAY MAT

- Treated with Hygiene 'n' Clean anti-microbial additive
- Made from natural rubber

- Secure grip suction cups
- Slip-resistant* (see above)
- **May not be suitable for latex allergy sufferers**



CODE	SIZE	DIMENSIONS (LXW)
AG183622	Medium	530 x 530mm

Packaging: Polybag with euro slot

BATH MATS & PILLOWS

HYGIENE 'N' CLEAN

DOME SUCKER BATH MAT

- Treated with Hygiene 'n' Clean anti-microbial additive
- Made from natural rubber
- Secure grip suction cups

- Slip-resistant* (see page 60)
- **May not be suitable for latex allergy sufferers**



CODE	FINISH	DIMENSIONS (LXW)
AG200022	White	570 x 430mm

Packaging: Polybag with euro slot

BUBBLES RUBBER BATH MAT

- Treated with Hygiene 'n' Clean anti-microbial additive
- Made from natural rubber

- Secure grip suction cups
- Slip-resistant* (see page 60)
- **May not be suitable for latex allergy sufferers**



CODE	FINISH	DIMENSIONS (LXW)
AG320022	White	750 x 350mm

Packaging: Polybag with euro slot

SERENITY LUXURY FOOT MASSAGE MAT

- Treated with Hygiene 'n' Clean anti-microbial additive
- Made from natural rubber
- Includes luxury foot scrubber area

- Lozenge shape
- Secure grip suction cups
- Slip-resistant (see page 60)
- **May not be suitable for latex allergy sufferers**



CODE	FINISH	DIMENSIONS (LXW)
AG250022H	White	900 x 330mm

Packaging: Full colour box



BIG FOOT BATH MAT

- Made from natural rubber
- Treated with Hygiene 'n' Clean anti-microbial additive
- Raised nodules to massage feet

- Easy to clean
- Secure grip suction cups
- **May not be suitable for latex allergy sufferers**



CODE	FINISH	DIMENSIONS (LXW)
AG220022H	White	760 x 350mm
AG220031H	Grey	760 x 350mm

Packaging: Polybag with euro slot



'BATH' RUBBER BATH MAT



- Made from natural rubber
- 'BATH' print on the mat
- Treated with Hygiene 'n' Clean anti-microbial additive
- Easy to clean

- Slip resistant, complies with BS8445:2012
- **May not be suitable for latex allergy sufferers**



CODE	FINISH	DIMENSIONS (LXW)
AG340022H	White	740 x 340mm
AG340031H	Grey	740 x 340mm

Packaging: Polybag with euro slot

BATH MATS & PILLOWS

BATH & SHOWER MATS

TEXTURED CUSHIONED BATH MAT

- Treated with Hygiene 'n' Clean anti-microbial additive
- Comfortable cushioned vinyl
- Secure grip suction cups
- Slip-resistant* (see page 60)
- Suitable for latex allergy sufferers



CODE	FINISH	DIMENSIONS (LXW)
BB211022H	White	700 x 350mm

Packaging: Polybag with euro slot

PLAIN CUSHIONED BATH MAT

- Treated with Hygiene 'n' Clean anti-microbial additive
- Comfortable cushioned vinyl
- Secure grip suction cups
- Slip-resistant* (see page 60)
- Suitable for latex allergy sufferers



CODE	FINISH	DIMENSIONS (LXW)
BB201022	White	700 x 350mm

Packaging: Polybag with euro slot

PLAIN CUSHIONED SHOWER MAT

- Treated with Hygiene 'n' Clean anti-microbial additive
- Comfortable cushioned vinyl
- Machine washable
- Secure grip suction cups
- Slip-resistant* (see page 60)
- Suitable for latex allergy sufferers



CODE	FINISH	DIMENSIONS (LXW)
BD203022	White	550 x 550mm

Packaging: Polybag with euro slot

CHECK OUT
OUR RANGE OF
SHOWER CURTAINS

SEE PAGE
24


BATH MATS & PILLOWS

BATH & SHOWER MATS

ANIMAL KINGDOM BATH MAT

NEW

- Made from moulded vinyl
- Treated with Hygiene 'n' Clean anti-microbial additive
- Easy to clean, hand washable
- Secure grip suction cups
- Slip-resistant* (see page 60)
- Suitable for latex allergy sufferers



CODE	FINISH	DIMENSIONS (LXW)
AH240000H	Multi	690 x 390mm

Packaging: Polybag with euro slot

ABC CUSHIONED BATH MAT

- Designed to teach children the alphabet
- Secure grip suction cups
- Made from comfortable cushioned vinyl
- Slip-resistant* (see page 60)
- Easy to clean - hand washable
- Suitable for latex allergy sufferers
- Treated with Hygiene'n'Clean anti-microbial additive




CODE	FINISH	DIMENSIONS (LXW)
BB321022H	Multi	550 x 350 mm

Packaging: Polybag with euro slot

CLEAR SMALL BUBBLES BATH MAT

NEW

- Made from moulded vinyl
- Treated with Hygiene 'n' Clean anti-microbial additive
- Easy to clean, hand washable
- Secure grip suction cups
- Slip-resistant* (see page 60)
- Suitable for latex allergy sufferers



CODE	FINISH	DIMENSIONS (LXW)
AH241000H	Clear	690 x 390mm

Packaging: Polybag with euro slot

CLEAR BATH MAT

- Made from moulded vinyl
- Treated with Hygiene 'n' Clean anti-microbial additive
- Slip-resistant* (see page 60)
- Lozenge shape
- Machine washable
- Secure grip suction cups
- Suitable for latex allergy sufferers



CODE	FINISH	DIMENSIONS (LXW)
AH410032H	Clear	690 x 390mm

Packaging: Polybag with euro slot

BUBBLES BATH MAT

- Made from moulded vinyl
- Secure grip suction cups
- Slip-resistant vinyl material* (see page 60)
- Easy to clean - hand washable
- Suitable for latex allergy sufferers



CODE	FINISH	DIMENSIONS (LXW)
AH220732	Clear	700 x 350mm

Packaging: Polybag with euro slot

BUBBLES SHOWER MAT

- Made from moulded vinyl
- Secure grip suction cups
- Slip-resistant vinyl material* (see page 60)
- Easy to clean - hand washable
- Suitable for latex allergy sufferers



CODE	FINISH	DIMENSIONS (LXW)
AH220832	Clear	530 x 530mm

Packaging: Polybag with euro slot

BATH MATS & PILLOWS

BATH MATS

PEBBLES BATH MAT

- Made from moulded vinyl
- Secure grip suction cups
- Slip-resistant* (see page 60)
- Easy to clean - hand washable
- Suitable for latex allergy sufferers



CODE	FINISH	DIMENSIONS (LXW)
AG300032	White	700 x 350mm
Packaging: Polybag with euro slot		

PEBBLES BATH MAT


- Made from moulded vinyl
- Secure grip suction cups
- Slip-resistant* (see page 60)
- Easy to clean - hand washable
- Suitable for latex allergy sufferers



CODE	FINISH	DIMENSIONS (LXW)
AG300022	Clear	700 x 350mm
Packaging: Polybag with euro slot		

PEBBLES BATH MAT

- Made from moulded vinyl
- Secure grip suction cups
- Slip-resistant vinyl material* (see page 60)
- Easy to clean - hand washable
- Suitable for latex allergy sufferers



CODE	FINISH	DIMENSIONS (LXW)
AG300024	Blue	700 x 350mm
Packaging: Polybag with euro slot		

STANDARD BATH PILLOW

- Treated with Hygiene 'n' Clean anti-microbial additive
- Comfortable cushioned vinyl
- Secure grip suction cups
- Suitable for latex allergy sufferers
- Co-ordinating shower curtains and in-bath mats also available



CODE	FINISH	DIMENSIONS (LXW)
BG207022	White	300 x 210mm
Packaging: Polybag with euro slot		



BATH MATS & PILLOWS

TEXTILE BATHROOM MATS

WHITE COTTON BATHROOM MAT

- Perfect for stepping onto after a relaxing bath or shower
- Slip-resistant backing
- Easy to clean
- 100% Cotton



CODE	FINISH	DIMENSIONS (LXW)
AN180122	White	800 x 500mm
Packaging: Header card with hanger		

GREY SOFT CUSHIONED BATHROOM MAT

- Super soft mat cushions your feet
- Hand woven single ply chenille
- Slip-resistant backing
- Easy to clean
- 70% Polyester, 30% Cotton



CODE	FINISH	DIMENSIONS (LXW)
AN160131	Grey	800 x 500mm
Packaging: Header card with hanger		

AQUA SOFT CUSHIONED BATHROOM MAT


- Super soft mat cushions your feet
- Hand woven single ply chenille
- Slip-resistant backing
- Easy to clean,
- 70% Polyester, 30% Cotton



CODE	FINISH	DIMENSIONS (LXW)
AN160116	Aqua	800 x 500mm
Packaging: Header card with hanger		

YELLOW SOFT CUSHIONED BATHROOM MAT


- Super soft mat cushions your feet
- Hand woven single ply chenille
- Slip-resistant backing
- Easy to clean
- 70% Polyester, 30% Cotton



CODE	FINISH	DIMENSIONS (LXW)
AN160125	Yellow	800 x 500mm
Packaging: Header card with hanger		

GREY & WHITE PATTERNED BATHROOM MAT

- Super soft mat cushions your feet
- Hand woven single ply chenille
- Slip-resistant backing
- Easy to clean
- 70% Polyester 30% Cotton



CODE	FINISH	DIMENSIONS (LXW)
AN170131	Grey/White	800 x 500mm
Packaging: Header card with hanger		

GREY, WHITE & YELLOW PATTERNED BATHROOM MAT

- Super soft mat cushions your feet
- Hand woven single ply chenille
- Slip-resistant backing
- Easy to clean
- 70% Polyester 30% Cotton



CODE	FINISH	DIMENSIONS (LXW)
AN170101	Grey/White/Yellow	800 x 500mm
Packaging: Header card with hanger		



05

TOILET SEATS & BATH PANELS


Hygiene is just as important as appearance for Croydex which is why our range of antibacterial toilet seats are sure to make your bathroom a safer place. With a range of colours and finishes available there's something for every bathroom.

TOILET SEATS & BATH PANELS

OUR TOILET SEATS EXPLAINED



THE SHAPES OF OUR TOILET SEATS




FEATURES KEY

Products marked with these icons include this features.



No tools required for fixing.



'Double-Fixed' toilet seat, designed to prevent seat movement.



Anti-Bacterial - a biocidal treatment that controls or prevents the growth of harmful bacteria, fungi and mould on the surface of the treated components, and is even effective against human coronavirus. It prolongs the life of the product, reduces staining and odours and makes the product more hygienic. Normal cleaning regimes are still required. All biocides used in our products are approved for use by the UK Health & Safety Executive (HSE) and the European Chemical Agency (ECHA).



Always fits, never slips toilet seat, designed for easy installation.



Allows the seat to be removed easily for cleaning.



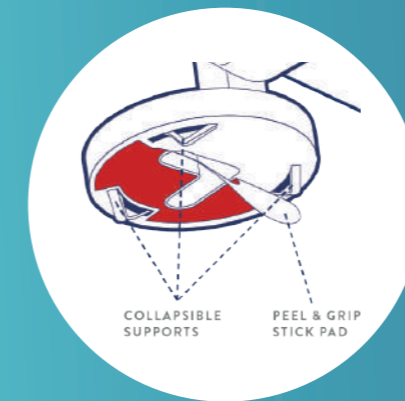
Fixings allow you to fix your toilet seat from either above or below for ease of installation.



Soft close hinges prevent the seat from slamming closed.

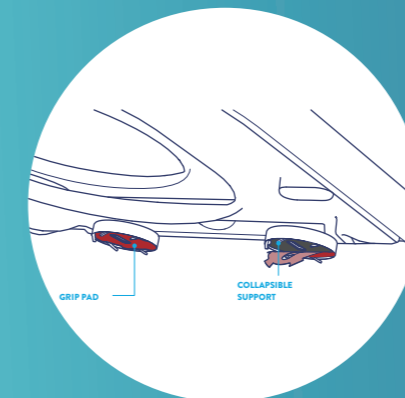
TOILET SEATS & BATH PANELS

OUR TOILET SEATS EXPLAINED



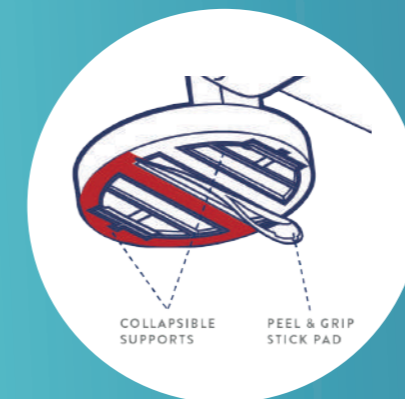

FLEXI-FIX™ HINGE

Installs with ease across a huge range of fixing centres, has a wide 'field of adjustment' range backwards and forwards to give a perfect fit to the toilet. Because of the ability to adjust it helps to position the seat so it stays upright without closing by itself. VHBP technology ensures the seat stays fixed in position and does not come loose.



STICK 'N' LOCK™ HINGE

Using the same VHBP technology as the Flexi-Fix™ hinge Sit Tight™ hinges fits toilets that comply with the European and British standards. VHBP technology ensures the seat stays fixed in position.



SIT TIGHT™ HINGE

Using the same VHBP technology as the Flexi-Fix™ hinge Sit Tight™ hinges fits toilets that comply with the European and British standards.



THERMOPLASTIC (POLYPROPYLENE)

An injection moulded material, generally polypropylene. Warm to the touch, flexible, easy to clean, high gloss finish. Resistant to chemicals. Shatter resistant at normal temperatures. Our PP seats include an Anti-Bacterial material that is added into the plastic compound before moulding.

MOULDED WOOD

A high density heavy material formed from small wood particles similar to flour in constituency. This material is bonded with resins and compression moulded under high pressure conditions to give a strong and stable product. Finishes are either painted or foil wrapped with a PVC foil to represent wooden finishes. All wooden materials are FSC certified. An Anti-Bacterial treatment is added to the surface coating.

THERMOSET (UREA)

A plastic material, generally Urea that is moulded under high pressure compression conditions. A hard material with scratch resistant properties it is durable and rigid. Resistant to chemicals UREA has a high degree of natural Anti-microbial properties. Ours is further enhanced with an Anti-Bacterial material that is added into the compound before moulding.

SOLID WOOD

Made from pieces of real solid wood with the grains in different directions to give added strength and reduce distortion. These seats have the warmth of real wood in a range of finishes and are FSC certified. An Anti-Bacterial treatment is added to the surface coating.

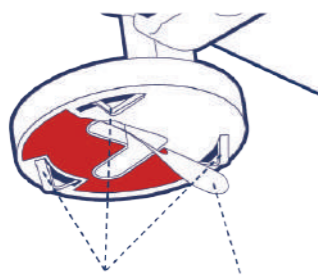
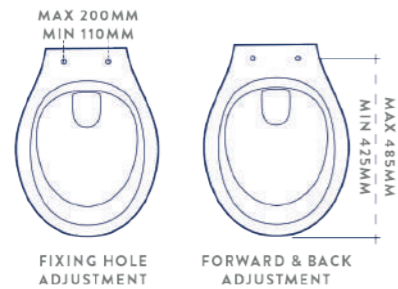
TOILET SEATS & BATH PANELS

FLEXI FIX™



EASY INSTALLATION

The wide range of adjustability ensures the hinges will always align with the holes in your WC pan and the seat can also be installed from above or below the pan so it "always fits".



Dimension will vary according to seat design



PEEL

Peel off the protective film from the grip pad.



FIX

Align the seat with the pan, press the hinges in place and tighten bolts for a sturdy no slip installation.



CLIP

Clip the hinge covers in position and you are ready to go, it couldn't be simpler!



SCAN ME

Collapsible supports hold the hinges off the WC pan while you align the seat. Once pressure is applied, the adhesive pads beneath the hinges grip the toilet pan so it "never slips".



BOLSENA CONTOURED D-SHAPED TOILET SEAT

NEW

- Made from hard wearing thermoset plastic
- Anti-bacterial treated product
- Adjustable hinges fit all standard toilets
- Durable nylon and chrome plated ABS anti rust hinges
- Soft close action
- Quick release for easy cleaning
- Anti-bacterial treated product
- Top & bottom fix
- All fittings included - no tools required
- Contoured D shape to suit many popular designs of toilets



CODE	FINISH
WL602822H	White
Packaging: Full colour box	

TOILET SEATS & BATH PANELS

FLEXI FIX™ THERMOSET TOILET SEATS

VICTORIA SLIMLINE TOILET SEAT

- Made from hard wearing thermoset plastic
- Anti bacterial treated product
- Adjustable hinges fits all standard toilets
- Durable nylon and chrome plated ABS anti rust hinges
- Modern slimline design
- Top & bottom fix
- All fittings included - no tools required



CODE	FINISH
WL601322H	White
Packaging: Full colour box	

GRASMERE TOILET SEAT

- Made from hard wearing thermoset plastic
- Anti bacterial treated product
- Adjustable hinges fits all standard toilets
- Durable nylon and chrome plated ABS anti rust hinges
- Top & bottom fix
- All fittings included - no tools required



CODE	FINISH
WL601422H	White
Packaging: Full colour box	

MALO D-SHAPED TOILET SEAT

NEW

- Made from hard wearing thermoset plastic
- Adjustable Hinges fit D-shape toilets
- Durable nylon and chrome plated ABS anti rust hinges
- Soft close action
- Top and bottom fix
- Anti-bacterial treated product
- Extended D-shape to fit longer D-shape toilets
- Quick release for easy cleaning
- All fittings included - no tools required



CODE	FINISH
WL611022H	White
Packaging: Full colour box	

CONSTANCE TOILET SEAT

- Made from hard wearing thermoset plastic
- Adjustable hinges fit all standard toilets
- Durable nylon and chrome plated ABS anti rust hinges
- Soft close action
- Top and bottom fix
- Anti-bacterial treated product
- Popular oval design
- Quick release for easy cleaning
- All fittings included - no tools required



CODE	FINISH
WL601722H	White
Packaging: Full colour box	

EYRE TOILET SEAT

- Made from hard wearing thermoset plastic
- Adjustable Hinges fit D-shape toilets
- Durable nylon and chrome plated ABS anti rust hinges
- Modern D-shaped design
- Soft close action
- Top and bottom fix
- Anti-bacterial treated
- Quick release for easy cleaning product
- All fittings included - no tools required



CODE	FINISH
WL601522H	White
Packaging: Full colour box	

MICHIGAN TOILET SEAT

- Made from hard wearing thermoset plastic
- Adjustable hinges fit all standard toilets
- Durable nylon and chrome plated ABS anti rust hinges
- Modern slimline design
- Soft close action
- Top and bottom fix
- Anti-bacterial treated
- Quick release for easy cleaning product
- All fittings included - no tools required



CODE	FINISH
WL601622H	White
Packaging: Full colour box	

TOILET SEATS & BATH PANELS

FLEXI FIX™ TOILET SEATS

STEVEN BROWN ANGUS M^cCOO TOILET SEAT

- Made from hard wearing thermoset plastic
- Adjustable hinges fit all standard toilets
- Durable nylon and chrome plated ABS anti rust hinges
- Soft close action
- Quick release for easy cleaning
- Anti-bacterial treated product
- Top & bottom fix
- Unique design by Steven Brown
- All fittings included - no tools required



CODE	FINISH
WL604022	Multi
Packaging: Full colour box	

STEVEN BROWN FRANCIE & JOSIE TOILET SEAT

- Made from hard wearing thermoset plastic
- Adjustable hinges fit all standard toilets
- Durable nylon and chrome plated ABS anti rust hinges
- Soft close action
- Quick release for easy cleaning
- Anti-bacterial treated product
- Top & bottom fix
- Unique design by Steven Brown
- All fittings included - no tools required



CODE	FINISH
WL604122	Multi
Packaging: Full colour box	

STEVEN BROWN HANNAH M^cWAVE TOILET SEAT

NEW

- Made from hard wearing thermoset plastic
- Adjustable hinges fit all standard toilets
- Durable nylon and chrome plated ABS anti rust hinges
- Soft close action
- Quick release for easy cleaning
- Anti-bacterial treated product
- Top & bottom fix
- Unique design by Steven Brown
- All fittings included - no tools required



CODE	FINISH
WL604222H	Multi
Packaging: Full colour box	

STEVEN BROWN LEWIS M^cZOO TOILET SEAT

NEW

- Made from hard wearing thermoset plastic
- Adjustable hinges fit all standard toilets
- Durable nylon and chrome plated ABS anti rust hinges
- Soft close action
- Quick release for easy cleaning
- Anti-bacterial treated product
- Top & bottom fix
- Unique design by Steven Brown
- All fittings included - no tools required



CODE	FINISH
WL604322H	Multi
Packaging: Full colour box	

KIELDER TOILET SEAT

- Made from durable, sustainable moulded wood
- Adjustable hinges fit all standard toilets
- Durable nylon and chrome plated ABS anti rust hinges
- Anti-bacterial treated product
- Top & bottom fix
- Popular oval design
- All fittings included - no tools required



CODE	FINISH
WL600822H	White
Packaging: Full colour box	

COMO TOILET SEAT

- Made from durable, sustainable moulded wood
- Adjustable hinges fit all standard toilets
- Durable nylon and chrome plated ABS anti rust hinges
- Crisp, chamfered oval design
- Anti-bacterial treated product
- Top & bottom fix
- All fittings included - no tools required



CODE	FINISH
WL600722H	White
Packaging: Full colour box	

TOILET SEATS & BATH PANELS

FLEXI FIX™ MOULDED WOOD TOILET SEATS

HAYWARD TOILET SEAT

- Made from durable, sustainable moulded wood
- Adjustable hinges fit all standard toilets
- Durable nylon and chrome plated ABS anti rust hinges
- Tong and groove lid design
- Anti-bacterial treated product
- Top & bottom fix
- All fittings included - no tools required



CODE	FINISH
WL602422H	White
Packaging: Full colour box	

GARDA TOILET

- Made from durable, sustainable moulded wood
- Modern D-shaped design
- Soft close action
- Adjustable hinges fit D-shape toilets
- Durable nylon and chrome plated ABS anti rust hinges
- Quick release for easy cleaning
- Anti-bacterial treated product
- Top & bottom fix
- All fittings included - no tools required



CODE	FINISH
WL600922H	White
Packaging: Full colour box	

ISEO MATT BLACK D-SHAPED TOILET SEAT

NEW

- Made from durable, sustainable moulded wood
- Modern D-shaped design
- Soft close action
- Adjustable hinges fit D-shape toilets
- Durable nylon and chrome plated ABS anti rust hinges
- Quick release for easy cleaning
- Anti-bacterial treated product
- Top & bottom fix
- All fittings included - no tools required



CODE	FINISH
WL601321H	Matt Black
Packaging: Full colour box	

PORTLAND TOILET SEAT

- Made from durable, sustainable moulded wood
- Adjustable hinges fit all standard toilets
- Durable nylon and chrome plated ABS anti rust hinges
- Soft close action
- Quick release for easy cleaning
- Anti-bacterial treated product
- Top & bottom fix
- Tongue and grooved lid design
- All fittings included - no tools required



CODE	FINISH
WL601122H	White Tongue and Groove
Packaging: Full colour box	

LUGANO TOILET SEAT

- Made from durable, sustainable moulded wood
- Adjustable hinges fit all standard toilets
- Durable nylon and chrome plated ABS anti rust hinges
- Soft close action
- Quick release for easy cleaning
- Anti-bacterial treated product
- Top & bottom fix
- Contoured oval design
- All fittings included - no tools required



CODE	FINISH
WL601022H	White
Packaging: Full colour box	

LUGANO TOILET SEAT

NEW

- Made from durable, sustainable moulded wood
- Adjustable hinges fit all standard toilets
- Durable nylon and chrome plated ABS anti rust hinges
- Soft close action
- Quick release for easy cleaning
- Anti-bacterial treated product
- Top & bottom fix
- Contoured oval design
- All fittings included - no tools required



CODE	FINISH
WL601031H	Grey
Packaging: Full colour box	

TOILET SEATS & BATH PANELS

FLEXI FIX™ MOULDED WOOD TOILET SEATS

LENE MATT BLACK TOILET SEAT

NEW

- Made from durable, sustainable moulded wood
- Adjustable hinges fit all standard toilets
- Durable nylon and chrome plated ABS anti rust hinges
- Soft close action
- Quick release for easy cleaning
- Anti-bacterial treated product
- Top & bottom fix
- Crisp, chamfered oval design
- All fittings included – no tools required



CODE	FINISH
WL601121H	Matt Black
Packaging: Full colour box	

GENEVA TOILET SEAT

- Made from durable, sustainable moulded wood
- Light Oak Effect wipe clean vinyl foil covering
- Adjustable hinges fit all standard toilets
- Durable nylon and chrome plated ABS anti rust hinges
- Anti-bacterial treated product
- Top & bottom fix
- Tongue and grooved lid design
- All fittings included – no tools required



CODE	FINISH
WL602176H	Light Oak Effect
Packaging: Full colour box	

MOLVENA WALNUT EFFECT TOILET SEAT

NEW

- Made from durable, sustainable moulded wood
- Walnut Effect wipe clean vinyl foil covering
- Adjustable hinges fit all standard toilets
- Durable nylon and chrome plated ABS anti rust hinges
- Anti-bacterial treated product
- Top & bottom fix
- Tongue and grooved lid design
- All fittings included – no tools required



CODE	FINISH
WL610477H	Walnut Effect
Packaging: Full colour box	

TRAMONTI OAK EFFECT TOILET SEAT

NEW

- Made from durable, sustainable moulded wood
- Oak Effect wipe clean vinyl foil covering
- Adjustable hinges fit all standard toilets
- Durable nylon and chrome plated ABS anti rust hinges
- Anti-bacterial treated product
- Top & bottom fix
- Tongue and grooved lid design
- All fittings included – no tools required



CODE	FINISH
WL610576H	Oak Effect
Packaging: Full colour box	

MONTORO TOILET SEAT

- Made from durable, sustainable moulded wood
- Walnut effect wipe clean vinyl foil covering
- Adjustable hinges fit all standard toilets
- Durable nylon and chrome plated ABS anti rust hinges
- Soft close action
- Quick release for easy cleaning
- Popular oval design
- Anti-bacterial treated product
- Top & bottom fix
- All fittings included – no tools required



CODE	FINISH
WL602677H	Walnut Effect
Packaging: Full colour box	

ONTARIO TOILET SEAT

- Made from durable, sustainable moulded wood
- Teak effect wipe clean vinyl foil covering
- Adjustable hinges fit all standard toilets
- Durable nylon and chrome plated ABS anti rust hinges
- Soft close action
- Quick release for easy cleaning
- Popular oval design
- Anti-bacterial treated product
- Top & bottom fix
- All fittings included – no tools required



CODE	FINISH
WL602086H	Teak Effect
Packaging: Full colour box	

TOILET SEATS & BATH PANELS

FLEXI FIX™ MOULDED WOOD TOILET SEATS

HARTLEY LIGHT OAK EFFECT TOILET SEAT

- Made from durable, sustainable moulded wood
- Oak effect wipe clean vinyl foil covering
- Adjustable hinges fit all standard toilets
- Durable nylon and chrome plated ABS anti rust hinges
- Soft close action
- Quick release for easy cleaning
- Popular oval design
- Anti-bacterial treated product
- Top & bottom fix
- All fittings included – no tools required



CODE	FINISH
WL605076H	Oak Effect
Packaging: Full colour box	

MAITLAND WHITE OAK EFFECT TOILET SEAT

- Made from durable, sustainable moulded wood
- White Oak Effect wipe clean vinyl foil covering
- Adjustable hinges fit all standard toilets
- Durable nylon and chrome plated ABS anti rust hinges
- Soft close action
- Quick release for easy cleaning
- Popular oval design
- Anti-bacterial treated product
- Top & bottom fix
- All fittings included – no tools required



CODE	FINISH
WL605122H	White Oak Effect
Packaging: Full colour box	

CORELLA GREY OAK EFFECT TOILET SEAT

- Made from durable, sustainable moulded wood
- Grey oak effect wipe clean vinyl foil covering
- Adjustable hinges fit all standard toilets
- Durable nylon and chrome plated ABS anti rust hinges
- Soft close action
- Quick release for easy cleaning
- Popular oval design
- Anti-bacterial treated product
- Top & bottom fix
- All fittings included – no tools required



CODE	FINISH
WL605231H	Grey Oak Effect
Packaging: Full colour box	

VARESE GREY OAK EFFECT D-SHAPED TOILET SEAT

NEW

- Made from durable, sustainable moulded wood
- Grey oak effect wipe clean vinyl foil covering
- Adjustable hinges fit D-shaped toilets
- Durable nylon and chrome plated ABS anti rust hinges
- Soft close action
- Quick release for easy cleaning
- Modern D shaped design
- Anti-bacterial treated product
- Top & bottom fix
- All fittings included – no tools required



CODE	FINISH
WL610131H	Grey Oak Effect
Packaging: Full colour box	



LEVICO OAK EFFECT D-SHAPED TOILET SEAT

NEW

- Made from durable, sustainable moulded wood
- Teak effect wipe clean vinyl foil covering
- Adjustable hinges fit D-shaped toilets
- Durable nylon and chrome plated ABS anti rust hinges
- Soft close action
- Quick release for easy cleaning
- Modern D shaped design
- Anti-bacterial treated product
- Top & bottom fix
- All fittings included – no tools required



CODE	FINISH
WL610286H	Teak Effect
Packaging: Full colour box	

TOILET SEATS & BATH PANELS

FLEXI FIX™ SOLID WOOD TOILET SEATS

DAVOS ANTIQUE EFFECT PINE TOILET SEAT

- Made from natural, sustainable, solid wood
- Adjustable hinges fit all standard toilets
- Durable nylon and chrome plated ABS anti rust hinges
- Anti-bacterial treated product
- Top & bottom fix
- Popular oval design
- All fittings included - no tools required



CODE	FINISH
WL602250H	Antique Effect
Packaging: Full colour box	

DAVOS BLOADED EFFECT PINE TOILET SEAT

- Made from natural, sustainable, solid wood
- Adjustable hinges fit all standard toilets
- Durable nylon and chrome plated ABS anti rust hinges
- Anti-bacterial treated product
- Top & bottom fix
- Popular oval design
- All fittings included - no tools required



CODE	FINISH
WL602272H	Blended Pine Effect
Packaging: Full colour box	

DAVOS MAHOGANY EFFECT PINE TOILET SEAT

- Made from natural, sustainable, solid wood
- Adjustable hinges fit all standard toilets
- Durable nylon and chrome plated ABS anti rust hinges
- Anti-bacterial treated product
- Top & bottom fix
- Popular oval design
- All fittings included - no tools required



CODE	FINISH
WL602252H	Mahogany Effect
Packaging: Full colour box	

CAVAZZO BAMBOO TOILET SEAT

- Made from natural bamboo
- Adjustable hinges fit all standard toilets
- Durable nylon and chrome plated ABS anti rust hinges
- Soft close action
- Quick release for easy cleaning
- Popular oval design
- Anti-bacterial treated product
- Top & bottom fix
- All fittings included - no tools required



CODE	FINISH
WL606079H	Bamboo
Packaging: Full colour box	

RUTLAND SOLID OAK TOILET SEAT

- Made from natural, sustainable, solid wood
- Adjustable hinges fit all standard toilets
- Durable nylon and chrome plated ABS anti rust hinges
- Soft close action
- Quick release for easy cleaning
- Popular oval design
- Anti-bacterial treated product
- Top & bottom fix
- All fittings included - no tools required



CODE	FINISH
WL602376H	Solid Oak
Packaging: Full colour box	



TOILET SEATS & BATH PANELS

SOLID WOOD TOILET SEATS



SOLID WOOD MAHOGANY EFFECT TOILET SEAT WITH CHROME HINGES

- Made from solid pine wood
- Adjustable hinges fit standard toilets
- Metal chrome plate hinges
- Popular oval design



CODE	FINISH
WL515241	Mahogany Effect
Packaging: Full colour box	

SOLID WOOD ANTIQUE PINE EFFECT TOILET SEAT WITH CHROME HINGES

- Made from solid pine wood
- Adjustable hinges fit standard toilets
- Metal chrome plate hinges
- Popular oval design



CODE	FINISH
WL515041	Antique Pine Effect
Packaging: Full colour box	

SOLID WOOD MAHOGANY EFFECT TOILET SEAT WITH BRASS HINGES

- Made from solid pine wood
- Adjustable hinges fit standard toilets
- Metal brass effect hinges
- Popular oval design



CODE	FINISH
WL515202	Mahogany Effect
Packaging: Full colour box	

SOLID WOOD ANTIQUE PINE EFFECT TOILET SEAT WITH BRASS HINGES

- Made from solid pine wood
- Adjustable hinges fit standard toilets
- Metal brass effect hinges
- Popular oval design



CODE	FINISH
WL515002	Antique Pine Effect
Packaging: Full colour box	

TOILET SEATS & BATH PANELS

FLEXI FIX™ STONE EFFECT TOILET SEATS



SILVER QUARTZ TOILET SEAT

- Made from durable, sustainable moulded wood
- Adjustable hinges fit all standard toilets
- Durable nylon and chrome plated ABS anti rust hinges

- Anti-bacterial treated product
- Top & bottom fix
- Popular oval design
- All fittings included - no tools required



CODE	FINISH
WL601840H	Silver Quartz Effect
Packaging: Full colour box	

BLACK QUARTZ TOILET SEAT

- Made from durable, sustainable moulded wood
- Adjustable hinges fit all standard toilets
- Durable nylon and chrome plated ABS anti rust hinges

- Anti-bacterial treated product
- Top & bottom fix
- Popular oval design
- All fittings included - no tools required



CODE	FINISH
WL601821H	Black Quartz Effect
Packaging: Full colour box	

DORNEY TOILET SEAT

- Made from durable, sustainable moulded wood
- Adjustable hinges fit all standard toilets
- Durable nylon and chrome plated ABS anti rust hinges

- Anti-bacterial treated product
- Top & bottom fix
- Popular oval design
- All fittings included - no tools required




CODE	FINISH
WL601915H	Sandstone Effect
Packaging: Full colour box	

DOVE TOILET SEAT

- Made from durable, sustainable moulded wood
- Adjustable hinges fit all standard toilets
- Durable nylon and chrome plated ABS anti rust hinges

- Anti-bacterial treated product
- Top & bottom fix
- Popular oval design
- All fittings included - no tools required



CODE	FINISH
WL601931H	Granite Effect
Packaging: Full colour box	

TOILET SEATS & BATH PANELS

SIT TIGHT™



PEEL

Assemble the hinge with the bolt in place and peel off the protective film from the grip pad.



ALIGN

Align the seat to the toilet pan and push hinges in place.



FIX

Screw the seat to the toilet pan using the supplied fixings.



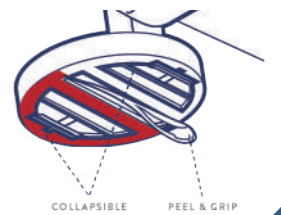
SCAN ME

Collapsible supports hold the hinges away from the pan while you align the seat. Once pressure is applied, pads beneath the hinges grip the toilet pan so there is "no more movement".



EASY INSTALLATION

The 'Double-Fixed' toilet seat, designed to prevent seat movement.



WINDERMERE TOILET SEAT

- Made from durable, sustainable moulded wood
- Adjustable Hinges fit standard toilets

- Plastic hinges
- Popular oval design
- All fittings included - no tools required



CODE	FINISH
WL600422H	White Tongue & Groove
Packaging: Full colour box	

CARRON TOILET SEAT

- Made from durable, sustainable moulded wood
- Adjustable Hinges fit standard toilets

- Plastic hinges
- Soft close action
- Popular oval design
- All fittings included - no tools required



CODE	FINISH
WL600622H	White
Packaging: Full colour box	

HURON TOILET SEAT

- Made from resilient polypropylene
- Adjustable hinges fit standard toilets

- Plastic hinges
- Popular oval design
- All fittings included - no tools required



CODE	FINISH
WL600322H	White
Packaging: Full colour box	

BUTTERMERE TOILET SEAT

- Made from durable, sustainable moulded wood
- Adjustable hinges fit standard toilets

- Plastic hinges
- Popular oval design
- All fittings included - no tools required



CODE	FINISH
WL601922H	White
Packaging: Full colour box	


TOILET SEATS & BATH PANELS

STICK 'N' LOCK™ TOILET SEATS



EASY INSTALLATION TOILET SEATS*

- Never slips
- No more movement



*Patented



PEEL

Assemble the hinge with the bolt in place and peel off the protective film from the grip pad.



ALIGN

Align the toilet seat to the toilet pan and push the hinges down into place.



STICK 'N' LOCK™

Screw the seat to the toilet pan using the supplied tool.



Collapsible supports hold the hinges away from the pan while you align the seat. Once pressure is applied, pads beneath the hinges grip the toilet pan so there is "no more movement".

TOILET SEATS & BATH PANELS

TOILET SEATS

CANADA EASY FIX TOILET SEAT

- Made from resilient polypropylene
- Anti-bacterial treated product
- Adjustable hinges fit standard toilets
- All fittings included - no tools required
- Popular oval design



CODE	FINISH
WL401022H	White
Packaging: Full colour box	

ANTI-BACTERIAL POLYPROPYLENE TOILET SEAT

- Made from resilient polypropylene
- Anti-bacterial treated product
- Adjustable hinges fit standard toilets
- All fittings included - no tools required
- Soft close action
- Popular oval design



CODE	FINISH
WL400022H	White
Packaging: Full colour box	

CORVO TOILET SEAT

NEW

- Made from resilient polypropylene
- Adjustable hinges fit standard toilets
- Durable nylon hinges with stainless steel covers
- Soft close action
- Quick release for easy cleaning
- Popular oval design
- Anti-bacterial treated product
- Top & bottom fix
- All fittings included - no tools required



CODE	FINISH
WL610622H	White
Packaging: Full colour box	

TELESE D-SHAPED TOILET SEAT

NEW

- Made from resilient polypropylene
- Adjustable hinges fit D-shaped toilets
- Durable nylon hinges with stainless steel covers
- Soft close action
- Quick release for easy cleaning
- Anti-bacterial treated product
- Top & bottom fix
- Extended D-shape to fit longer D-shape toilet
- All fittings included - no tools required



CODE	FINISH
WL610722H	White
Packaging: Full colour box	

VENDÉE TOILET SEAT

- Made from resilient polypropylene
- Anti-bacterial treated product
- Adjustable hinges fit standard toilets
- Top & bottom fix
- Durable nylon hinges with stainless steel covers
- All fittings included - no tools required
- Quick release for easy cleaning
- Soft close action
- Popular oval design



CODE	FINISH
WL401722H	White
Packaging: Full colour box	

VARANO TOILET SEAT

- Made from resilient polypropylene
- Anti-bacterial treated product
- Adjustable hinges fit D-shaped toilets
- Top & bottom fix
- Durable nylon hinges with stainless steel covers
- All fittings included - no tools required
- Quick release for easy cleaning
- Soft close action
- Extended D-shape to fit longer D-shape toilets



CODE	FINISH
WL401822H	White
Packaging: Full colour box	

LOMOND FAMILY TOILET SEAT

NEW

- Made from resilient polypropylene
- Adjustable hinges fit standard toilets
- Durable nylon hinges with stainless steel covers
- Soft close action
- Quick release for easy cleaning
- Anti-bacterial treated product
- Top & bottom fix
- Additional magnetic removeable child seat
- All fittings included - no tools required



CODE	FINISH
WL112222H	White
Packaging: Full colour box	

HILLIER D-SHAPED FAMILY TOILET SEAT

NEW

- Made from resilient polypropylene
- Adjustable hinges fit D-shaped toilets
- Durable nylon hinges with stainless steel covers
- Soft close action
- Quick release for easy cleaning
- Anti-bacterial treated product
- Top & bottom fix
- Extended D-shape to fit longer D-shape toilets
- Additional magnetic removeable child seat
- All fittings included - no tools required



CODE	FINISH
WL112322H	White
Packaging: Full colour box	

LESINA FAMILY TOILET SEAT

- Made from resilient polypropylene
- Adjustable hinges fit standard toilets
- Durable nylon hinges with stainless steel covers
- Soft close action
- Quick release for easy cleaning
- Anti-bacterial treated product
- Top & bottom fix
- Additional magnetic removeable child seat
- All fittings included - no tools required



CODE	FINISH
WL112022H	White
Packaging: Full colour box	

ELDON TOILET SEAT

- Made from hard wearing thermoset plastic
- Anti-bacterial treated product
- Adjustable hinges fit standard toilets
- Top & bottom fix
- Durable nylon hinges with stainless steel covers
- All fittings included - no tools required
- Popular oval design
- Quick release for easy cleaning
- Soft close action



CODE	FINISH
WL533622H	White
Packaging: Full colour box	

TOILET SEATS & BATH PANELS

TOILET SEATS

HAUGHTON EASY FIX TOILET SEAT

- Made from hard wearing thermoset plastic
- Anti-bacterial treated product
- Adjustable hinges fit standard toilets
- Top & bottom fix
- Durable nylon hinges with stainless steel covers
- All fittings included - no tools required
- Popular oval design
- Quick release for easy cleaning
- Soft close action



CODE	FINISH
WL400122H	White
Packaging: Full colour box	



TOILET SEATS & BATH PANELS

SAFEFLUSH TOILET SEAT

SAFEFLUSH TOILET SEAT

Did you know every time you flush the toilet a fine mist, much like an aerosol spray, containing harmful micro-organisms is spread throughout the bathroom onto nearby objects in the bathroom such as your toothbrush. This mist can include the pathogens that cause illnesses such as MRSA, Shingella, E-Coli and Salmonella to name just a few.

To tackle this problem Croydex have developed a unique toilet seat that prevents the spread of germs and bacteria when the toilet is flushed by sealing them into the toilet bowl.

SafeFlush also benefits from being treated with Hygiene 'n' Clean anti-bacterial technology.

This product has been independently tested by IMSL - Industrial Microbiological Services LTD. Research has shown that when flushing with a conventional toilet seat bacteria is spread by more than two metres. When SafeFlush is fitted no bacteria is spread.

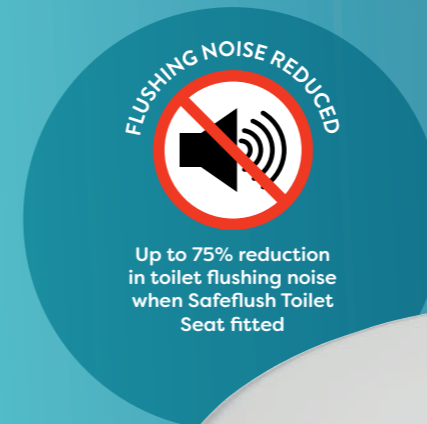
See our website for full independent research by IMSL.



BEFORE WITH CONVENTIONAL SEAT
Every time your toilet is flushed, whether the seat and lid are up or down, a fine mist containing micro-organisms is spread throughout the bathroom.



AFTER WITH SAFEFLUSH
The double seal on the SafeFlush seat creates a seal between the lid and seat as well as the base of the seat and the bowl, helping to ensure that germs and bacteria are kept where they belong.

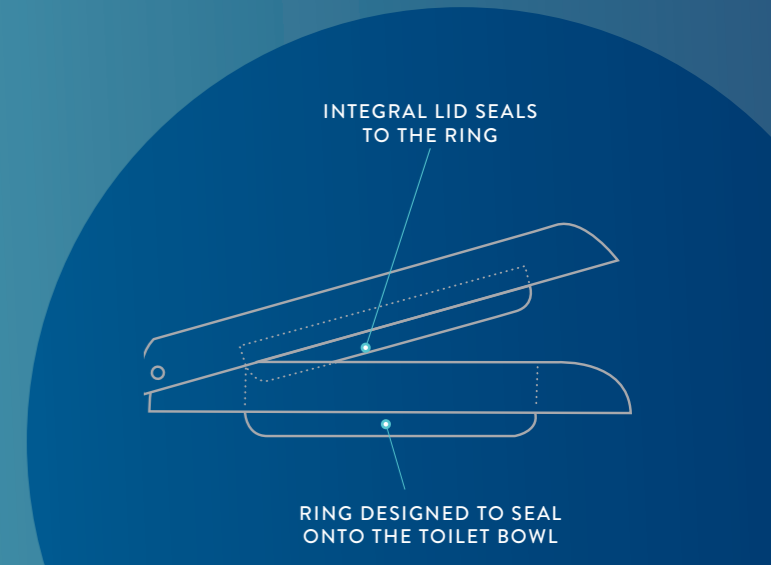


SAFEFLUSH TOILET SEAT

- Made from hard wearing thermoset plastic
- Anti-bacterial treated product
- Adjustable hinges fit standard toilets
- Top & bottom fix
- Durable nylon hinges with stainless steel covers
- Quick release for easy cleaning
- Soft close action
- Special seal tops the spread of germs and bacteria outside the toilet.
- Up to 75% reduction in noise when flushing



CODE	FINISH
WL110922H	White
Packaging: Full colour box	



TOILET SEATS & BATH PANELS

TOILET SEATS & BATH PANELS

CARRAGH RAISED TOILET SEAT

NEW

- Made from hard wearing thermoset plastic
- Anti-bacterial treated product
- Adjustable locking system stops movement
- Comfortable sitting down position and easy getting up, due to additional 100mm height of seat

- Suitable for users up to 225kg/495 lbs/35st 4lbs.
- Dimensions H100mm x W365mm x D 405mm



CODE	FINISH
WL410022H	White

Packaging: Plain box with label

CARRAGH RAISED TOILET SEAT WITH LID

NEW

- Made from hard wearing thermoset plastic
- Anti-bacterial treated product
- Adjustable locking system stops movement
- Comfortable sitting down position and easy getting up, due to additional 100mm height of seat

- Suitable for users up to 225kg/495 lbs/35st 4lbs.
- Dimensions H100mm x W365mm x D 405mm



CODE	FINISH
WL411022H	White

Packaging: Plain box with colour label

BATH PANEL

- Gloss white bath panel
- Hidden lockable sliding door for under bath storage
- Simple to assemble, just unfold and fit!

- Height adjustable base panel (Min 500mm, Max 530mm)
- Fits most standard size baths



CODE	DIMENSIONS (HXWXD)
WB995122	500-530 x 1680 x 20mm

Packaging: White box with colour label

BATH END PANEL

- Gloss white bath end panel
- Provided with corner joints to seal the join between the side and end bath panels

- Height adjustable base panel (Min 500mm, Max 530 mm)
- Fits most standard size baths



CODE	DIMENSIONS (HXWXD)
WB995022	500-530 x 660 x 20mm

Packaging: White box with colour label

STORAGE BATH PANEL

- White wood storage bath panel
- Two clip fit access panels create under bath storage

- Height adjustable base panel (Min 500mm, Max 575mm)
- Fits most standard size baths




CODE	DIMENSIONS (HXWXD)
WB715122	500-575 x 1690 x 25mm

Packaging: White box with colour label

CHECK OUT OUR LATEST MIRRORS AND CABINETS

SEE PAGE 128





06

WALL MOUNTED ACCESSORIES

Wall mounted accessories are essential for keeping your bathroom clutter free. Our stylish range offers a variety of fixing methods and some products can even be installed without drilling through tiles.

WALL MOUNTED ACCESSORIES

WIRE BATHROOM STORAGE - MILD STEEL

MILD STEEL STORAGE

Universal storage

- Provides valuable additional storage space
- Durable chrome plated mild steel
- All fixings included
- Incorporating a special treatment, the rust free wire-ware products are suitable for use within any area of the bathroom and all come with a limited five year guarantee against corrosion*.



*Please see www.croydex.com/terms-and-conditions for more details on the rust free five year guarantee.



WALL MOUNTED ACCESSORIES

WIRE BATHROOM STORAGE - MILD STEEL

OVER DOOR JEWEL MULTI HOOK

- Eight hooks
- Easy to install - no drilling or fixing required
- Durable chrome plated steel and acrylic resin
- Designed to fit doors up to 40mm thick
- Maximum load: 8kg



CODE	DIMENSIONS (HXWXD)
QM260341	190 x 380 x 75mm
Packaging: Backing card with euro slot	

OVER DOOR BALL HOOK - PACK OF TWO

- Easy to install - no drilling or fixing required
- Durable chrome plated steel
- Designed to fit doors up to 40mm thick
- Maximum load: 8kg



CODE	DIMENSIONS (HXWXD)
QM260041	190 x 14 x 60mm
Packaging: Backing card with euro slot	

WALL MOUNTED CURVED SHELVING UNIT & TOWEL RACK

- Two shelves and two towel rails
- Chrome finish
- Saves space and creates additional storage
- Simple self-assembly
- All fixings included
- Maximum load: 5kg



CODE	DIMENSIONS (HXWXD)
QM262041	543 x 450 x 255mm
Packaging: White box with colour label	

WALL MOUNTED TOWEL RACK

- Two towel rails and one towel shelf
- Chrome finish
- Space saving design
- Keeps the bathroom tidy and organised
- Simple self-assembly with all fixings included
- Maximum load: 5kg



CODE	DIMENSIONS (HXWXD)
QM261841	300 x 630 x 215mm
Packaging: White box with colour label	

OVER DOOR JEWEL HOOK - PACK OF TWO

- Easy to install - no drilling or fixing required
- Durable chrome plated steel and acrylic resin
- Designed to fit doors up to 40mm thick
- Maximum load: 8kg



CODE	DIMENSIONS (HXWXD)
QM260741	190 x 14 x 60mm
Packaging: Backing card with euro slot	

HOOK OVER DOOR TOWEL RACK


- Smart modern towel rack with self-adhesive pad to secure in place
- Easy to install fixing options:
 - Self-adhesive pad,
 - Use the over door hooks supplied or
 - Screw to the wall or door
- Space for four towels
- Creates valuable additional storage space in the bathroom
- Durable chrome plated steel
- Designed to fit doors up to 40mm thick
- Maximum load: 2.5kg



CODE	DIMENSIONS (HXWXD)
QM261141	710 x 200 x 140mm (D from door to front edge)
Packaging: Card wrap with polypropylene hook	

TOILET ROLL HOLDER

- Free standing toilet roll holder
- Chrome plated finish
- Holds three spare toilet rolls



CODE	DIMENSIONS (HXWXD)
QM263941	613 x 132 x 143mm
Packaging: Swing tag with euro slot	

OVER DOOR BALL MULTI HOOK

- Eight hooks
- Easy to install - no drilling or fixing required
- Durable chrome plated steel
- Designed to fit doors up to 40mm thick
- Maximum load: 8kg



CODE	DIMENSIONS (HXWXD)
QM260141	190 x 380 x 75mm
Packaging: Backing card with euro slot	

HOOK OVER DOOR DOUBLE STORAGE BASKET

- Simple & contemporary metal baskets with self-adhesive pad to secure the baskets in place
- Easy to install fixing options:
 - Self-adhesive pad,
 - Use the over door hooks supplied or
 - Screw to the wall or door
- Two spacious storage baskets
- Durable chrome plated steel
- Designed to fit doors up to 40mm thick
- Maximum load: 4kg



CODE	DIMENSIONS (HXWXD)
QM261241	710 x 243 x 179mm
Packaging: Card wrap with polypropylene hook	

BATH RACK

- Fits most standard 70cm wide baths
- Durable chrome plated mild steel
- Easy to install - no drilling required



CODE	DIMENSIONS (HXWXD)
QM268041	45 x 650 x 135mm
Packaging: Card wrap with euro slot	

WALL MOUNTED ACCESSORIES

WIRE BATHROOM STORAGE - MILD STEEL

SHOWER RISER RAIL HOOK OVER CADDY

- Contemporary hook over shower caddy with self-adhesive pad to secure caddy in place
- Creates valuable additional storage space in the shower
- Fits most standard riser rails
- Easy to install - no drilling required
- Durable chrome plated steel
- Maximum load: 2kg



CODE	DIMENSIONS (HXWXD)
QM260441	280 x 180 x 130mm
Packaging: Backing card with euro slot	

MATT BLACK HOOK OVER SHOWER CADDY

- Matt black powder coated mild steel
- Self-adhesive pad to secure the caddy in place
- Hooks over most standard riser rails
- Spacious storage basket creates valuable additional storage space in the shower
- Easy to install - no drilling or screw fixings required
- Maximum load: 2 kg



CODE	DIMENSIONS (HXWXD)
QM260421	280 x 180 x 130mm
Packaging: Backing card with euro hook	

SHOWER SCREEN CADDY

- Creates valuable additional storage space in the shower
- Fits most standard shower screens
- Easy to install - no drilling required
- Durable chrome plated steel
- Maximum load: 2kg



CODE	DIMENSIONS (HXWXD)
QM264141	373 x 250 x 130mm
Packaging: Swing tag	

MATT BLACK LARGE HOOK OVER SHOWER CADDY

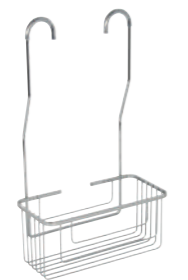
- Matt black powder coated mild steel
- Hooks over shower screens
- Deep basket to hold shower toiletries
- Three double hooks for additional hanging space
- Creates valuable additional storage space in the shower
- Easy to install - no drilling or screw fixings required
- Maximum load 4kg



CODE	DIMENSIONS (HXWXD)
QM262121	450mm x 423mm x 155mm
Packaging: Backing card with euro hook	

SHOWER MIXER CADDY

- Hooks onto the shower mixer
- Creates valuable additional storage space in the shower
- Easy to install-no drilling required
- Durable chrome plated steel
- Maximum load: 5kg



CODE	DIMENSIONS (HXWXD)
QM262941	440 x 250 x 125mm
Packaging: Colour card wrap	

TELESCOPIC TRIPLE CORNER STORAGE BASKET

- Made from strong satin anodised aluminium with polypropylene baskets
- Adjustable telescopic rod with spring tension for secure fit
- Ideal for the corner of the bath or shower enclosure
- Creates valuable additional shower space
- Easy to install
- Three adjustable height storage baskets
- Extends from 840mm to 2400mm
- Maximum weight per shelf is 1.5kg (3.3lbs)



CODE	DIMENSIONS (HXWXD)
PA140100	2400 x 250 x 165mm
Packaging: Full colour box	

WALL MOUNTED ACCESSORIES

WIRE BATHROOM STORAGE - MILD STEEL

TRIPLE CORNER STORAGE BASKET SET

- Ideal for the corner of the bath or shower enclosure
- Three adjustable storage baskets
- Creates valuable additional storage space
- Adjustable wall brackets allow for uneven walls
- Easy to install, adhesive pad fixings supplied
- Durable chrome plated steel
- Maximum load: 4.5kg



CODE	DIMENSIONS (HXWXD)
QM261341	1615 x 270 x 185mm
Packaging: Box with euro slot	

EASY FIT SHOWER RISER RAIL SOAP BASKET

- Easy to fit clip on system requires no drilling
- Will fit most round shower riser rails with a diameter between 19 and 25mm
- Can be easily removed and fitted to another compatible shower riser rail
- Durable chrome plated steel
- Maximum load: 2kg



CODE	DIMENSIONS (HXWXD)
QM261441	35 x 170 x 120mm
Packaging: White box with colour label	

EASY FIT SHOWER RISER RAIL BASKET

- Easy to fit clip on system requires no drilling
- Will fit most round shower riser rails with a diameter between 19 and 25mm
- Can be easily removed and fitted to another compatible shower riser rail
- Deep basket ideal for larger bottles
- Durable chrome plated steel
- Maximum load: 2kg



CODE	DIMENSIONS (HXWXD)
QM261041	85 x 265 x 135mm
Packaging: White box with colour label	

EASY FIT BASKET INSTALLATION



STEP 1.

Locate the desired height of the basket on the riser rail & attach the support bracket by twisting it around onto the riser rail.



STEP 2.

Fit the top lip of the basket onto the support bracket and click it securely into place.



STEP 3.

Attach the support bracket caps.

WALL MOUNTED ACCESSORIES

WIRE BATHROOM STORAGE - MILD STEEL

MILD STEEL STORAGE

Screw to wall storage

- Provides valuable additional storage space
- Durable chrome plated mild steel
- All fixings included
- Incorporating a special treatment, the rust free wire-ware products are suitable for use within any area of the bathroom and all come with a limited five year guarantee against corrosion*.



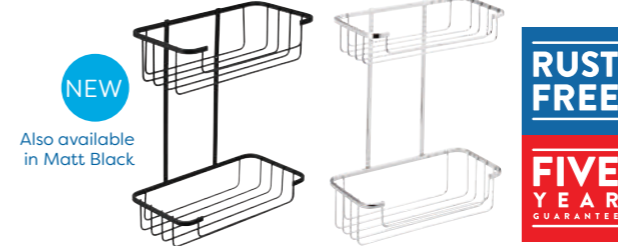
*Please see www.croydex.com/terms-and-conditions for more details on the rust free five year guarantee.

WALL MOUNTED ACCESSORIES

WIRE BATHROOM STORAGE - MILD STEEL

TWO TIER COSMETIC BASKET

- Screw to wall fixings
- Wall plugs and screws included
- Maximum load: 5kg



CODE	FINISH	DIMENSIONS (HXWXD)
QM260541	Chrome	316 x 250 x 128mm
QM260521	Matt Black	316 x 250 x 128mm

Packaging: Card wrap and euro slot

SMALL TWO TIER CORNER BASKET

- Screw to wall fixings
- Wall plugs and screws included
- Maximum load: 5kg
- Additional hooks for hanging items.



CODE	DIMENSIONS (HXWXD)
QM260841	281 x 225 x 140mm

Packaging: Card wrap and euro slot

SOAP DISH

- Screw to wall fixings
- Wall plugs and screws included
- Maximum load: 2kg



CODE	DIMENSIONS (HXWXD)
QM261941	36.5 x 127 x 103mm

Packaging: Card wrap and euro slot

CORNER SOAP DISH

- Screw to wall fixings
- Wall plugs and screws included
- Maximum load: 2kg



CODE	DIMENSIONS (HXWXD)
QM260941	36 x 190 x 120mm

Packaging: Card wrap and euro slot

TWO TIER CORNER COSMETIC BASKET

- Screw to wall fixings
- Wall plugs & screws included
- Maximum load: 5kg
- Additional hooks for hanging items.



CODE	FINISH	DIMENSIONS (HXWXD)
QM260241	Chrome	327 x 250 x 147mm
QM260221	Matt Black	327 x 250 x 147mm

Packaging: Card wrap and euro slot

LARGE TWO TIER CORNER BASKET

- Screw to wall fixings
- Wall plugs and screws included
- Maximum load: 5kg



CODE	FINISH	DIMENSIONS (HXWXD)
QM263841	Chrome	305 x 275 x 165mm

Packaging: Card wrap and euro slot

COSMETIC BASKET

- Screw to wall fixings
- Wall plugs and screws included
- Maximum load: 5kg




CODE	DIMENSIONS (HXWXD)
QM260641	51.5 x 250 x 125mm

Packaging: Card wrap and euro slot

CORNER BASKET

- Screw to wall fixings
- Wall plugs and screws included
- Maximum load: 5kg



CODE	DIMENSIONS (HXWXD)
QM265941	61 x 280 x 165mm

Packaging: Card wrap and euro slot

THREE TIER CORNER BASKET

- Screw to wall fixings
- Wall plugs and screws included
- Maximum load: 5kg
- Additional hooks for hanging items.



CODE	DIMENSIONS (HXWXD)
QM262841	482 x 280 x 165mm

Packaging: Card wrap and euro slot

HOOK OVER THREE TIER BASKET

- Maximum load: 5kg
- Additional hooks for hanging items.



CODE	DIMENSIONS (HXWXD)
QM264341	632 x 250 x 184mm

Packaging: Card wrap and euro slot

WALL MOUNTED ACCESSORIES

WIRE BATHROOM STORAGE - STAINLESS STEEL

STAINLESS STEEL STORAGE

Screw to wall storage

- Provides valuable additional storage space
- Durable chrome plated corrosion-resistant stainless steel
- Suitable for use within the 'wet' shower area
- All fixings included
- Incorporating a high quality chrome finish on stainless steel, the rust free wire-ware products are suitable for use within any area of the bathroom and all come with a limited ten year guarantee against corrosion.**



**Please see www.croydex.com/terms-and-conditions for more details on the rust free ten year guarantee.

WALL MOUNTED ACCESSORIES

WIRE BATHROOM STORAGE - STAINLESS STEEL

TWO TIER COSMETIC BASKET

- Screw to wall fixings
- Wall plugs and screws included
- Maximum load: 5kg



CODE	DIMENSIONS (HXWXD)
QM390541	316 x 250 x 128mm
Packaging: Card wrap and euro slot	

SMALL TWO TIER CORNER BASKET

- Screw to wall fixings
- Wall plugs and screws included
- Maximum load: 5kg
- Additional hooks for hanging items.



CODE	DIMENSIONS (HXWXD)
QM390841	281 x 225 x 140mm
Packaging: Card wrap and euro slot	

SOAP DISH

- Screw to wall fixings
- Wall plugs and screws included
- Maximum load: 2kg



CODE	DIMENSIONS (HXWXD)
QM391941	36.5 x 127 x 103mm
Packaging: Card wrap and euro slot	

CORNER SOAP DISH

- Screw to wall fixings
- Wall plugs and screws included
- Maximum load: 2kg



CODE	DIMENSIONS (HXWXD)
QM390941	36 x 190 x 120mm
Packaging: Card wrap and euro slot	

MEDIUM TWO TIER CORNER BASKET

- Screw to wall fixings
- Wall plugs and screws included
- Maximum load: 5kg
- Additional hooks for hanging items.



CODE	DIMENSIONS (HXWXD)
QM390241	327 x 250 x 147mm
Packaging: Card wrap and euro slot	

LARGE TWO TIER CORNER BASKET

- Screw to wall fixings
- Wall plugs and screws included
- Maximum load: 5kg



CODE	DIMENSIONS (HXWXD)
QM393841	303 x 280 x 165mm
Packaging: Card wrap and euro slot	

COSMETIC BASKET

- Screw to wall fixings
- Wall plugs and screws included
- Maximum load: 5kg



CODE	DIMENSIONS (HXWXD)
QM390641	51.5 x 250 x 125mm
Packaging: Card wrap and euro slot	

CORNER BASKET

- Screw to wall fixings
- Wall plugs and screws included
- Maximum load: 5kg



CODE	DIMENSIONS (HXWXD)
QM395941	61 x 280 x 165mm
Packaging: Card wrap and euro slot	

THREE TIER CORNER BASKET

- Screw to wall fixings
- Wall plugs and screws included
- Maximum load: 5kg
- Additional hooks for hanging items.



CODE	DIMENSIONS (HXWXD)
QM392841	482 x 280 x 165mm
Packaging: Card wrap and euro slot	

HOOK OVER THREE TIER BASKET

- Maximum load: 5kg
- Additional hooks for hanging items.



CODE	DIMENSIONS (HXWXD)
QM394341	632 x 250 x 184mm
Packaging: Card wrap and euro slot	

WALL MOUNTED ACCESSORIES

WIRE BATHROOM STORAGE - SLIMLINE ALUMINIUM

SLIMLINE ALUMINIUM STORAGE

Screw to wall storage

- Provides valuable additional storage space
- Chrome plated
- Suitable for use within the 'wet' shower area
- All fixings included

• Incorporating a high quality chrome finish on aluminium, the rust free wire-ware products are suitable for use within any area of the bathroom and all come with a limited lifetime guarantee against corrosion.***



***Please see www.croydex.com/terms-and-conditions for more details on the rust free lifetime guarantee.



WALL MOUNTED ACCESSORIES

WIRE BATHROOM STORAGE - SLIMLINE ALUMINIUM



COSMETIC BASKET

- Screw to wall fixings
- Wall plugs and screws included
- Maximum load: 5kg



CODE	DIMENSIONS (HXWXD)
QM780641	92.25 x 250 x 125.5mm
Packaging: Card wrap and euro slot	

TWO TIER BASKET

- Screw to wall fixings
- Wall plugs and screws included
- Maximum load: 5kg



CODE	DIMENSIONS (HXWXD)
QM786041	262.25 x 180 x 106mm
Packaging: Card wrap and euro slot	

CORNER BASKET

- Screw to wall fixings
- Wall plugs and screws included
- Maximum load: 5kg



CODE	DIMENSIONS (HXWXD)
QM785941	92.25 x 277.5 x 192.5mm
Packaging: Card wrap and euro slot	

TWO TIER CORNER BASKET

- Screw to wall fixings
- Wall plugs and screws included
- Maximum load: 5kg



CODE	DIMENSIONS (HXWXD)
QM783841	250 x 215 x 163.5mm
Packaging: Card wrap and euro slot	



WALL MOUNTED ACCESSORIES

WIRE BATHROOM STORAGE - ALUMINIUM

SCREW TO WALL STORAGE

- Provides valuable additional storage space
- Chrome plated and matt black aluminium construction
- Suitable for use within the 'wet' shower area
- All fixings included
- Incorporating a high quality chrome finish on aluminium, the rust free wire-ware products are suitable for use within any area of the bathroom and all come with a limited lifetime guarantee against corrosion.***



*** Please see www.croydex.com/terms-and-conditions for more details on the rust free lifetime guarantee.

WALL MOUNTED ACCESSORIES

WIRE BATHROOM STORAGE - ALUMINIUM

CORNER BASKET

- Screw to wall fixings
- Wall plugs and screws included
- Maximum load: 5kg



CODE	DIMENSIONS (HXWXD)
QM775921	60 x 311 x 208.5mm
Packaging: Card wrap and euro slot	

LARGE BASKET

- Screw to wall fixings
- Wall plugs and screws included
- Maximum load: 5kg
- Additional hooks for hanging items.



CODE	DIMENSIONS (HXWXD)
QM770321	140 x 255.5 x 126.5mm
Packaging: Card wrap and euro slot	

CORNER BASKET

- Screw to wall fixings
- Wall plugs and screws included
- Maximum load: 5kg



CODE	DIMENSIONS (HXWXD)
QM775941	60 x 311 x 208.5mm
Packaging: Card wrap and euro slot	

LARGE BASKET

- Screw to wall fixings
- Wall plugs and screws included
- Maximum load: 5kg
- Additional hooks for hanging items.



CODE	DIMENSIONS (HXWXD)
QM770341	140 x 255.5 x 126.5mm
Packaging: Card wrap and euro slot	

LARGE TWO TIER BASKET

- Screw to wall fixings
- Wall plugs and screws included
- Maximum load: 5kg
- Additional hooks for hanging items.



CODE	DIMENSIONS (HXWXD)
QM770821	390 x 255.5 x 126.5mm
Packaging: Card wrap and euro slot	

LARGE TWO TIER BASKET

- Screw to wall fixings
- Wall plugs and screws included
- Maximum load: 5kg
- Additional hooks for hanging items.



CODE	DIMENSIONS (HXWXD)
QM770841	390 x 255.5 x 126.5mm
Packaging: Card wrap and euro slot	

LARGE TWO TIER CORNER BASKET

- Screw to wall fixings
- Wall plugs and screws included
- Maximum load: 5kg



CODE	DIMENSIONS (HXWXD)
QM772841	390 x 311.5 x 208.5mm
Packaging: Card wrap and euro slot	

LARGE TWO TIER CORNER BASKET

- Screw to wall fixings
- Wall plugs and screws included
- Maximum load: 5kg
- Additional hooks for hanging items.



CODE	DIMENSIONS (HXWXD)
QM772821	390 x 311.5 x 208.5mm
Packaging: Card wrap and euro slot	



WALL MOUNTED ACCESSORIES

FLEXI-FIX™ - X-PLATE

THREE WAYS TO FIX

The Flexi-Fix™ range of wall mounted products feature a unique 'X' plate which can either be fitted using existing fixing holes or screwed to new ones.

Alternatively, the patented bracket can be glued to most surfaces, including uneven walls or shiny tiles, eliminating the need for drilling completely. With three ways to fix, there's an option for everyone.

1. RE-FIX


Use existing holes for new accessories.

2. SCREW OR GLUE

Apply Flexi-Fix™ adhesive to the 'X' plate.

3. MOUNT

Fix accessory in place.



RE-FIX
Aligns to old holes



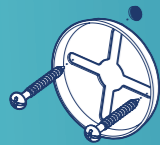
Remove old accessory



Use existing holes for new accessories



Fix accessory in place



SCREW-FIX
To new holes



Drill new holes - no need for accurate drilling




Screw 'X' plate to the wall



Fix accessory in place



GLUE-FIX
To most surfaces



Position the alignment guide in desired location



Apply Flexi-Fix™ adhesive to the 'X' plate



Fix accessory in place. Leave to cure for 24 hours before use.

WALL MOUNTED ACCESSORIES

FLEXI-FIX™ - WIRE BATHROOM STORAGE

FLEXI-FIX™ STORAGE

- Provides valuable additional storage space
- Durable chrome plated mild steel
- Fixing brackets slide to adjust to the fixing centres if replacing old baskets
- All fixings included
- Incorporating a special treatment, the rust free wire-ware products are suitable for use within any area of the bathroom and all come with a limited five year guarantee against corrosion.*



*Please see www.croydex.com/terms-and-conditions for more details on the rust free five year guarantee.

BROCKHAM FLEXI-FIX™ COSMETIC BASKET

- Screw to wall fixings
- Wall plugs and screws included
- Maximum load: 5kg



CODE	DIMENSIONS (HXWxD)
QM800641	80 x 260 x 130mm

Packaging: Full colour box

BROCKHAM FLEXI-FIX™ CORNER BASKET

- Screw to wall fixings
- Wall plugs and screws included
- Maximum load: 5kg



CODE	DIMENSIONS (HXWxD)
QM805941	82 x 290 x 163mm

Packaging: Full colour box

BROCKHAM FLEXI-FIX™ TWO TIER COSMETIC BASKET

- Screw to wall fixings
- Wall plugs and screws included
- Maximum load: 5kg



CODE	DIMENSIONS (HXWxD)
QM800541	359 x 260 x 130mm

Packaging: Full colour box

BROCKHAM FLEXI-FIX™ TWO TIER CORNER BASKET

- Screw to wall fixings
- Wall plugs and screws included
- Maximum load: 5kg



CODE	DIMENSIONS (HXWxD)
QM803841	345 x 290 x 163mm

Packaging: Full colour box

BROCKHAM TWO TIER HOOK OVER BASKET

- Maximum load: 5kg



CODE	DIMENSIONS (HXWxD)
QM802841	750 x 260 x 130mm

Packaging: Full colour box

WALL MOUNTED ACCESSORIES

FLEXI-FIX™ - CAMBERWELL RANGE



- Durable zinc alloy construction
- Frosted glass accessories
- High quality chrome plated finish
- Contemporary soft square design
- Flexi-Fix™ accessories – simply screw or glue
- Brackets adjust on towel rail and glass shelf to accommodate existing screw centres.
- Easy to fit
- All fixings included



Towel Rail QM922741



Double Robe Hook QM924941



Towel Ring QM921541



Toilet Roll Holder QM921141



Tumbler & Holder QM921841
*Tumbler - Frosted Glass



Double Towel Rail QM922941



Glass Shelf QM921441
*Clear Glass



Soap Dish & Holder QM921941
*Soap Dish - Frosted Glass

CODE	ACCESSORY	DIMENSIONS (HXWXD)
QM921841	Tumbler & Holder	95 x 134 x 110mm
QM922041	Toilet Brush & Holder	359 x 85 x 1305mm
QM921141	Toilet Roll Holder	76.5 x 168 x 57.5mm
QM921941	Soap Dish & Holder	54 x 155 x 115mm
QM922741	Towel Rail	54 x 670 x 82mm
QM922941	Double Towel Rail	54 x 54 x 152.5mm
QM921541	Towel Ring	195 x 168 x 62mm
QM924941	Double Robe Hook	54 x 54 x 47.5mm
QM921441	Glass Shelf	54 x 592 x 135mm

Packaging: Full colour box



Toilet Brush & Holder QM922041

WALL MOUNTED ACCESSORIES

FLEXI-FIX™ - 1919 CROYDEX HERITAGE RANGE



- Durable zinc alloy construction
- White ceramic accessories
- High quality chrome plated finish
- Flexi-Fix™ accessories – simply screw or glue
- Brackets adjust on towel rail and glass shelf to accommodate existing screw centres.
- Easy to fit
- All fixings included



Toilet Roll Holder QM301141



Spindle Toilet Roll Holder QM304441




Tilt Mirror QM301041
*Bevelled
*Does not include the glue fix fixing method
*Safety Backed Glass



Towel Ring QM301541



Double Robe Hook QM301741



Glass Shelf QM301441
*Clear Glass



Soap Dish & Holder QM301941
*Soap Dish - Ceramic



Towel Rail QM302741



Tumbler & Holder QM301841
*Tumbler - Ceramic



CODE	ACCESSORY	DIMENSIONS (HXWXD)
QM301841	Tumbler & Holder	115 x 142 x 102mm
QM301041	Tilt Mirror*	450 x 340 x 105mm
QM301141	Toilet Roll Holder	120 x 179 x 84mm
QM301941	Soap Dish & Holder	70 x 90 x 84mm
QM302741	Towel Rail	70 x 670 x 84mm
QM304441	Spindle Toilet Roll Holder	70 x 230 x 83mm
QM301741	Double Robe Hook	70 x 90 x 84mm
QM301441	Glass Shelf	90 x 590 x 130mm
QM301541	Towel Ring	160 x 243 x 84mm

Packaging: Full colour box

WALL MOUNTED ACCESSORIES

FLEXI-FIX™ - ROMSEY RANGE



- Durable zinc alloy construction
- Clear glass accessories
- High quality chrome plated finish
- Flexi-Fix™ accessories – simply screw or glue
- Brackets adjust on towel rail and glass shelf to accommodate existing screw centres.
- Easy to fit
- Mirror has bevelled edge
- All fixings included
- See page 101 for co-ordinating wire storage baskets



Toilet Roll Holder QM741141



Tumbler & Holder QM741841
*Tumbler - Clear Glass



Soap Dish & Holder QM741941
*Soap Dish - Clear Glass



Towel Rail QM742741



Towel Ring QM741541



Robe Hook QM741741



Glass Shelf QM741441
*Clear Glass

CODE	ACCESSORY	DIMENSIONS (HXWXD)
QM741841	Tumbler & Holder	99 x 67.5 x 107mm
QM741141	Toilet Roll Holder	101 x 162 x 78mm
QM741941	Soap Dish & Holder	53 x 107 x 127mm
QM742741	Towel Rail	54 x 670 x 72.5mm
QM741541	Towel Ring	187 x 164.5 x 42.5mm
QM741741	Robe Hook	54 x 54 x 36.5mm
QM741441	Glass Shelf	54 x 540 x 115mm

Packaging: Blister pack with euro slot

WALL MOUNTED ACCESSORIES

FLEXI-FIX™ - PENDLE RANGE



- Durable zinc alloy construction
- Clear glass accessories
- High quality chrome plated finish
- Flexi-Fix™ accessories – simply screw or glue
- Brackets adjust on towel rail and glass shelf to accommodate existing screw centres.
- Mirror has bevelled edge
- Easy to fit
- All fixings included
- See page 101 for co-ordinating wire storage baskets



Toilet Roll Holder with Anti-Slip Shelf QM414541



Tumbler & Holder QM411841
*Tumbler - Clear Glass



Tilt Mirror QM411041
*Does not include the glue fix fixing method
*Safety Backed Glass



Toilet Roll Holder QM411141



Soap Dish & Holder QM411941
*Soap Dish - Clear Glass



Towel Rail QM412741



Towel Ring QM411541



Robe Hook QM411741



Glass Shelf QM411441
*Clear Glass



Soap Basket QM411641

CODE	ACCESSORY	DIMENSIONS (HXWXD)
QM414541	Toilet Roll Holder with Anti-Slip Shelf	155 x 106 x 117mm
QM411841	Tumbler & Holder	99 x 68 x 108mm
QM411041	Tilt Mirror*	380 x 380 x 90mm
QM411141	Toilet Roll Holder	106 x 135 x 42mm
QM411941	Soap Dish & Holder	54 x 108 x 128mm
QM412741	Towel Rail	54 x 670 x 73mm
QM411541	Towel Ring	170 x 200 x 42mm
QM411741	Robe Hook	54 x 54 x 47mm
QM411441	Glass Shelf	54 x 618 x 134mm
QM411641	Soap Basket	54 x 130 x 120mm

Packaging: Full colour box

WALL MOUNTED ACCESSORIES

FLEXI-FIX™ - WORCESTER RANGE



- Durable zinc alloy construction
- Clear glass accessories
- High quality chrome plated finish
- Flexi-Fix™ accessories – simply screw or glue
- Brackets adjust on towel rail and glass shelf to accommodate existing screw centres.
- Mirror has bevelled edge
- Easy to fit
- All fixings included



Toilet Roll Holder QM461141



Tumbler & Holder QM461841
*Tumbler - Clear Glass



Tilt Mirror QM461041
*Does not include the glue fix fixing method
*Safety Backed Glass



Soap Dish & Holder QM461941
*Soap Dish - Clear Glass



Towel Rail QM462741



Towel Ring QM461541



Double Robe Hook QM461741



Glass Shelf QM461441
*Clear Glass

CODE	ACCESSORY	DIMENSIONS (HXWXD)
QM461841	Tumbler & Holder	96 x 68 x 128mm
QM461041	Tilt Mirror*	450 x 320 x 106mm
QM461141	Toilet Roll Holder	105 x 140 x 56mm
QM461941	Soap Dish & Holder	54 x 108 x 147mm
QM462741	Towel Rail	54 x 670 x 72mm
QM461541	Towel Ring	178 x 160 x 56mm
QM461741	Double Robe Hook	54 x 68 x 56mm
QM461441	Glass Shelf	54 x 604 x 126mm

Packaging: Full colour box

WALL MOUNTED ACCESSORIES

FLEXI-FIX™ - CHESTER RANGE



- Durable zinc alloy construction
- Clear glass accessories
- High quality chrome plated finish
- Flexi-Fix™ accessories – simply screw or glue
- Brackets adjust on towel rail and glass shelf to accommodate existing screw centres.
- Mirror has bevelled edge
- Easy to fit
- All fixings included



Toilet Roll Holder with Anti-Slip Shelf QM444541



Tumbler & Holder QM441841
*Tumbler - Clear Glass



Tilt Mirror QM441041
*Does not include the glue fix fixing method
*Safety Backed Glass



Toilet Roll Holder QM441141



Soap Dish & Holder QM441941
*Soap Dish - Clear Glass



Towel Rail QM442741



Towel Ring QM441541



Robe Hook QM441741



Glass Shelf QM441441
*Clear Glass



Soap Basket QM441641

CODE	ACCESSORY	DIMENSIONS (HXWXD)
QM444541	Toilet Roll Holder with Anti-Slip Shelf	155 x 106 x 117mm
QM441841	Tumbler & Holder	97 x 67.5 x 109mm
QM441041	Tilt Mirror*	384 x 384 x 87.5mm
QM441141	Toilet Roll Holder	54 x 169 x 78.5mm
QM441941	Soap Dish & Holder	54 x 107.5 x 130mm
QM442741	Towel Rail	54 x 670 x 72.5mm
QM441541	Towel Ring	168.75 x 153 x 58mm
QM441741	Robe Hook	54 x 54 x 47.5mm
QM441441	Glass Shelf	54 x 617 x 134mm
QM441641	Soap Basket	54 x 130 x 120mm

Packaging: Full colour box

WALL MOUNTED ACCESSORIES

FLEXI-FIX™ - EPSOM RANGE



- Durable zinc alloy construction
- Clear glass accessories
- High quality chrome plated finish
- Flexi-Fix™ accessories – simply screw or glue
- Brackets adjust on towel rail and glass shelf to accommodate existing screw centres.
- Easy to fit
- Mirror has bevelled edge
- All fixings included
- See page 101 for co-ordinating wire storage baskets



Tumbler & Holder QM481841
*Tumbler - Clear Glass



Tilt Mirror QM411041
*Does not include the glue fix fixing method
*Safety Backed Glass



Toilet Roll Holder QM481141



Soap Dish & Holder QM481941
*Soap Dish - Clear Glass



Towel Rail QM482741



Towel Bar QM481541



Robe Hook QM481741



Glass Shelf QM481441
*Toughened Glass

CODE	ACCESSORY	DIMENSIONS (HXWXD)
QM481841	Tumbler & Holder	96 x 68 x 106mm
QM411041	Tilt Mirror*	380 x 384 x 87.5mm
QM481141	Toilet Roll Holder	54 x 162 x 83.5mm
QM481941	Soap Dish & Holder	54 x 107.5 x 130mm
QM482741	Towel Rail	54 x 670 x 77.5mm
QM481541	Towel Bar	54 x 270.5 x 81.5mm
QM481741	Robe Hook	54 x 54 x 50.5mm
QM481441	Glass Shelf	60 x 590 x 135.5mm
Packaging: Full colour box		

WALL MOUNTED ACCESSORIES

FLEXI-FIX™ - EPSOM BLACK RANGE

NEW



- Durable zinc alloy construction
- Frosted glass accessories
- Flexi-Fix™ accessories – simply screw or glue
- Brackets adjust on towel rail and glass shelf to accommodate existing screw centres.
- Easy to fit
- All fixings included
- See page 99 for co-ordinating wire storage baskets



Tumbler & Holder QM481821
*Tumbler - Frosted Glass



Toilet Roll Holder QM481121



Soap Dish & Holder QM481921
*Soap Dish - Frosted Glass



Towel Rail QM482721



Towel Bar QM481521



Robe Hook QM481721



Glass Shelf QM481421
*Frosted Glass

CODE	ACCESSORY	DIMENSIONS (HXWXD)
QM481821	Tumbler & Holder	97 x 67.5 x 107.5mm
QM481121	Toilet Roll Holder	54 x 162 x 83.5mm
QM481921	Soap Dish & Holder	54 x 107.5 x 130mm
QM482721	Towel Rail	54 x 670 x 77.5mm
QM481521	Towel Bar	54 x 270.5 x 81.5mm
QM481721	Robe Hook	54 x 54 x 50.5mm
QM481421	Glass Shelf	60 x 590 x 135.5mm
Packaging: Full colour box		

WALL MOUNTED ACCESSORIES

FLEXI-FIX™ - CHEADLE RANGE



- Durable zinc alloy construction
- Frosted glass accessories
- High quality chrome plated finish
- Flexi-Fix™ accessories – simply screw or glue
- Brackets adjust on towel rails and glass shelf to accommodate existing screw centres.
- Easy to fit
- Mirror has bevelled edge
- All fixings included



Tumbler & Holder QM511841
*Tumbler - Frosted Glass



Tilt Mirror QM441041
*Does not include the glue fix fixing method
*Safety Backed Glass



Toilet Roll Holder QM511141



Soap Dish & Holder QM511941
*Soap Dish - Frosted Glass



Towel Rail QM512741



Towel Ring QM511541



Double Robe Hook QM511741



Glass Shelf QM511441
*Clear Glass

CODE	ACCESSORY	DIMENSIONS (HXWXD)
QM511841	Tumbler & Holder	98 x 81 x 102mm
QM441041	Tilt Mirror*	380 x 380 x 90mm
QM511141	Toilet Roll Holder	54 x 190 x 66mm
QM511941	Soap Dish & Holder	54 x 115 x 102mm
QM512741	Towel Rail	54 x 670 x 65mm
QM511541	Towel Ring	154 x 225 x 58mm
QM511741	Double Robe Hook	54 x 87 x 48mm
QM511441	Glass Shelf	54 x 612 x 135mm

Packaging: Full colour box

WALL MOUNTED ACCESSORIES

FLEXI-FIX™ - METRA RANGE



- Durable zinc alloy construction
- Ceramic accessories
- Flexi-Fix™ accessories – simply screw or glue
- Brackets adjust on towel rails and glass shelf to accommodate existing screw centres.
- Easy to fit
- All fixings included
- See page 101 for co-ordinating wire storage baskets



Tumbler & Holder QM541841
*Tumbler - Ceramic



Tilt Mirror QM541041
*Bevelled
*Does not include the glue fix fixing method
*Safety Backed Glass



Toilet Roll Holder QM541141



Soap Dish & Holder QM541941
*Soap Dish - Ceramic




Towel Rail QM542741



Towel Ring QM541541



Double Robe Hook QM541741



Glass Shelf QM541441
*Toughened Glass

CODE	ACCESSORY	DIMENSIONS (HXWXD)
QM541841	Tumbler & Holder	120 x 137 x 98mm
QM541041	Tilt Mirror*	458 x 458 x 98mm
QM541141	Toilet Roll Holder	103 x 180 x 90mm
QM541941	Soap Dish & Holder	120 x 165 x 85mm
QM542741	Towel Rail	80 x 670 x 60mm
QM541541	Towel Ring	152 x 236 x 80mm
QM541741	Double Robe Hook	85 x 115 x 70mm
QM541441	Glass Shelf	125 x 638 x 78mm

Packaging: Full colour box

WALL MOUNTED ACCESSORIES

FLEXI-FIX™ - SHOREDITCH RANGE



- Durable zinc alloy construction
- High quality chrome plated finish
- Flexi-Fix accessories – simply screw or glue
- Brackets adjust on towel rails and glass shelf to accommodate existing screw centres.
- Frosted glass accessories
- Easy to fit
- All fixings included



Tumbler & Holder QM591841
*Tumbler - Frosted Glass



Soap Dispenser & Holder QM596641
*Soap Dispenser - Frosted Glass



Toilet Roll Holder QM591141



Soap Dish & Holder QM591941
*Soap Dish - Frosted Glass



Towel Rail QM592741



Towel Ring QM591541



Double Robe Hook QM591741



Glass Shelf QM591441
*Toughened Frosted Glass

CODE	ACCESSORY	DIMENSIONS (HxWxD)
QM596641	Soap Dispenser	200 x 68 x 103mm
QM591841	Tumbler & Holder	115 x 70 x 110mm
QM591141	Toilet Roll Holder	52 x 180 x 90mm
QM591941	Soap Dish & Holder	52 x 110 x 130mm
QM592741	Towel Rail	52 x 670 x 90mm
QM591541	Towel Ring	170 x 230 x 70mm
QM591741	Double Robe Hook	52 x 90 x 55mm
QM591441	Glass Shelf	50 x 590 x 130mm

Packaging: Full colour box

WALL MOUNTED ACCESSORIES

FLEXI-FIX™ - GROSVENOR CHROME RANGE



- Solid brass construction with chrome plated finish
- Ceramic accessories
- Flexi-Fix™ accessories – simply screw or glue
- Brackets adjust on towel rail and glass shelf to accommodate existing screw centres.
- Easy to fit
- All fixings included



Tumbler & Holder QM701841
*Tumbler - Ceramic



Toilet Brush QM702441
*Toilet Brush Holder - Ceramic



Soap Dish & Holder QM701941
*Soap Dish - Ceramic



Toilet Roll Holder QM701141



Double Robe Hook QM701741



Spindle Toilet Roll Holder QM704441



Towel Ring QM701541



Tilt Mirror QM701041
*Non bevelled
*Does not include the glue fix fixing method
*Safety Backed Glass



Towel Rail QM702741



Glass Shelf QM701441
*Toughened Glass



Glass Corner Shelf QM705941
*Toughened Glass

CODE	ACCESSORY	DIMENSIONS (HxWxD)
QM701841	Tumbler & Holder	90 x 85 x 120mm
QM701041	Tilt Mirror*	515 x 340 x 65mm
QM702441	Toilet Brush	380 x 120 x 120mm
QM701941	Soap Dish & Holder	80 x 130 x 130mm
QM702741	Towel Rail	80 x 672 x 75mm
QM701441	Glass Shelf	80 x 590 x 125mm
QM701141	Toilet Roll Holder	110 x 170 x 70mm
QM701741	Double Robe Hook	80 x 80 x 65mm
QM705941	Glass Corner Shelf	80 x 365 x 260mm
QM704441	Spindle Toilet Roll Holder	75 x 240 x 75mm
QM701541	Towel Ring	240 x 215 x 75mm

Packaging: White box with colour label

WALL MOUNTED ACCESSORIES

FLEXI-FIX™ - GROSVENOR GOLD RANGE



- Solid brass with antique gold effect finish
- Ceramic accessories
- Flexi-Fix™ accessories – simply screw or glue
- Brackets adjust on towel rails and glass shelf to accommodate existing screw centres.
- Easy to fit
- All fixings included



Toilet Brush QM702403
*Toilet Brush Holder - Ceramic




Tumbler & Holder QM701803
*Tumbler - Ceramic



Soap Dish & Holder QM701903
*Soap Dish - Ceramic



Tilt Mirror QM701003
*Non bevelled
*Does not include the glue fix fixing method
*Safety Backed Glass



Towel Rail QM702703



Glass Shelf QM701403
*Toughened Glass



Toilet Roll Holder QM701103



Double Robe Hook QM701703



Glass Corner Shelf QM705903



Spindle Toilet Roll Holder QM704403



Towel Ring QM701503

CODE	ACCESSORY	DIMENSIONS (HXWXD)
QM701803	Tumbler & Holder	90 x 85 x 120mm
QM701003	Tilt Mirror*	515 x 340 x 65mm
QM702403	Toilet Brush	380 x 120 x 120mm
QM701903	Soap Dish & Holder	80 x 130 x 130mm
QM702703	Towel Rail	80 x 670 x 75mm
QM701403	Glass Shelf	80 x 590 x 125mm
QM701103	Toilet Roll Holder	110 x 170 x 70mm
QM701703	Double Robe Hook	80 x 80 x 65mm
QM705903	Glass Corner Shelf	80 x 365 x 260mm
QM704403	Spindle Toilet Roll Holder	75 x 240 x 75mm
QM701503	Towel Ring	240 x 215 x 75mm

Packaging: White box with colour label

WALL MOUNTED ACCESSORIES

BRITANNIA RANGE

BRITANNIA SMALL ROUND MAGNIFYING MIRROR

- 2 x Magnification mirror
- Adjustable arm and mirror tilt function allows greater flexibility
- 150mm Diameter
- **This item does not include the Flexi-Fix™ fitting**
- All fixings included



CODE	DIMENSIONS (HXWXD)
QA103041	280 x 205 x 30mm

Packaging: White box with black & white label

BRITANNIA RETRACTABLE CLOTHES LINE

- Stainless steel construction
- 2450mm Cord length
- **This item does not include the Flexi-Fix™ fitting**
- All fixings included



CODE	DIMENSIONS (HXWXD)
QA108641	92 x 92 x 47.5mm

Packaging: White box with black & white label

WALL MOUNTED ACCESSORIES

FLEXI-FIX™ - SET

MEDWAY 3 PIECE SET ROBE HOOK, TOILET ROLL HOLDER, TOWEL RING



- Durable zinc alloy construction with chrome plated finish
- Flexi-Fix™ accessories – simply screw or glue
- Easy to fit
- All fixings included



CODE	FINISH
QM619941	Chrome

Packaging: Open box

WALL MOUNTED ACCESSORIES PORTLAND RANGE

- Elegant tongue and groove effect
- White painted pine wood
- Ceramic accessories
- Wipe clean and moisture-resistant
- Concealed fixings
- All fixings included



Toilet Brush WA992922



Tumbler & Holder WA991822



Soap Dish & Holder WA991922



Mirror WA992722



Towel Rail WA992622



Towel Ring WA991522



Double Robe Hook WA992822



Shelf WA991422



Spindle Toilet Roll Holder WA991122

CODE	ACCESSORY	DIMENSIONS (HXWXD)
WA991822	Tumbler & Holder	80 x 160 x 135mm
WA992722	Mirror	600 x 400 x 15mm
WA992922	Toilet Brush	360 x 145 x 105mm
WA991922	Soap Dish & Holder	70 x 130 x 110mm
WA992622	Towel Rail	70 x 600 x 100mm
WA991522	Towel Ring	180 x 155 x 70mm
WA992822	Double Robe Hook	70 x 198 x 65mm
WA991422	Shelf	70 x 600 x 110mm
WA991122	Toilet Roll Holder	70 x 200 x 100mm

Packaging: Full colour box

WALL MOUNTED ACCESSORIES SUTTON RANGE

- Durable zinc alloy construction
- High quality chrome plated finish
- Clear glass accessories
- Exposed fixings
- All fixings included



Spindle Toilet Roll Holder QM731141



Tumbler & Holder QM731841
*Tumbler - Clear Glass



Toilet Roll Holder QM731241



Soap Dish QM731941



Towel Rail QM732641



Towel Ring QM731541



Robe Hook QM731741



Glass Shelf QM731441
*Toughened Glass

CODE	ACCESSORY	DIMENSIONS (HXWXD)
QM731141	Spindle Toilet Roll Holder	50 x 150 x 71mm
QM731841	Tumbler & Holder	95 x 100 x 80mm
QM731241	Toilet Roll Holder	102 x 168 x 42.5mm
QM731941	Soap Dish	24.25 x 100 x 81mm
QM732641	Towel Rail	50 x 482 x 71mm
QM731541	Towel Ring	168 x 150 x 42.5mm
QM731741	Robe Hook	41 x 33 x 35mm
QM731441	Glass Shelf	50 x 500 x 115mm

Packaging: Blister pack with euro slot

WALL MOUNTED ACCESSORIES

HAMPSTEAD RANGE

- Durable zinc alloy construction
- High quality chrome plated finish
- Frosted Glass Accessories
- Concealed fixings
- All fixings included



Soap Dispenser & Holder QM646641
*Soap Dispenser - Frosted Glass



Tumbler & Holder QM641841
*Tumbler - Frosted Glass



Tilt Mirror QM641041



Toilet Brush & Holder QM642441
*Holder - Frosted Glass



Soap Dish & Holder QM641941
*Soap Dish - Frosted Glass



Towel Rail QM642641



Glass Shelf QM641441
*Toughened Glass



Double Robe Hook QM641741



Toilet Roll Holder QM641141



Towel Ring QM641541

CODE	ACCESSORY	DIMENSIONS (HXWXD)
QM646641	Soap Dispenser	167 x 73 x 118.5mm
QM641841	Tumbler & Holder	131 x 75 x 118mm
QM641041	Tilt Mirror	480 x 582 x 61mm
QM641941	Soap Dish	60 x 108 x 134.5mm
QM642641	Towel Rail	60 x 535.5 x 50mm
QM642441	Toilet Brush	355 x 100 x 145mm
QM641741	Double Robe Hook	60 x 78 x 54mm
QM641441	Glass Shelf	60 x 596 x 147mm
QM641141	Toilet Roll Holder	60 x 179.5 x 80mm
QM641541	Towel Ring	153 x 230 x 51.5mm

Packaging: Blister pack with euro slot

WALL MOUNTED ACCESSORIES

WESTMINSTER RANGE

- Durable zinc alloy construction
- High quality chrome plated finish
- Frosted Glass Accessories
- Concealed fixings
- All fixings included



Soap Dispenser & Holder QM206641
*Soap Dispenser - Frosted Glass



Tumbler & Holder QM201841
*Tumbler - Clear Glass



Tilt Mirror QM201041BOX



Soap Dish QM201941



Towel Rail QM202641

Double Towel Rail QM202841



Toilet Brush QM202441



Double Robe Hook QM201741



Glass Shelf QM201441
*Toughened Glass



Toilet Roll Holder QM201141



Towel Ring QM201541

CODE	ACCESSORY	DIMENSIONS (HXWXD)
QM206641	Soap Dispenser	155.5 x 59 x 110mm
QM201841	Tumbler & Holder	115 x 120 x 107mm
QM201041BOX	Tilt Mirror	400 x 300 x 79mm
QM201941	Soap Dish	58 x 120 x 107mm
QM202641	Towel Rail	58 x 515 x 79mm
QM202841	Double Towel Rail	71.5 x 510 x 140mm
QM202441	Toilet Brush	375 x 110 x 135.5mm
QM201741	Double Robe Hook	58 x 67 x 60mm
QM201441	Glass Shelf	58 x 500 x 100mm
QM201141	Toilet Roll Holder	105 x 165 x 60mm
QM201541	Towel Ring	180 x 155 x 60mm

Packaging: Blister pack with euro slot



07

SEMI-PERMANENT ACCESSORIES

Croydex offers the ultimate solution with this wide range of easy fix bathroom accessories. These products take the hassle out of DIY and provide you with those all important finishing touches.



SEMI-PERMANENT ACCESSORIES


STICK 'N' LOCK™

EASY INSTALLATION

The self adhesive fixing plate means no tools or fixings are required, simply stick the fixing plate to a clean stable surface. Hang your accessory and secure in place using the screw on cover cap. Wait 24 hours before fully loading to ensure the adhesive is fully cured.

- Sticky pad adheres to most flat, finished surfaces. (It is unsuitable for some unfinished materials such as brick, blockwork, loose, flaky and painted surfaces)
- Screw fix fits to any surface including uneven textured tiles

- Chrome plated mild steel accessories
- Five year rust free guarantee*
- Easy to remove and clean
- Screw pack and fitting instructions included



PEEL
Ensure the mounting surface is thoroughly clean, dry and free from loose flakey material. Peel off the protective film from the self adhesive fixing plate.



STICK
Position the self adhesive fixing plate in your chosen location, then firmly press into place to activate the adhesive and fit accessory. Wait 24 hours before fully loading to ensure the adhesive is fully cured.



FIX
Hang your accessory on the self adhesive fixing plate and secure in place using the screw on cover cap.

*For more details on the rust free five year guarantee visit www.croydex.com/terms-and-conditions

SEMI-PERMANENT ACCESSORIES

STICK 'N' LOCK™

TOWEL RAIL

- Chrome plated mild steel



Stick'n'Lock™

CODE	DIMENSIONS (HXWxD)
QM292941	95 x 570 x 60mm
Packaging: Full colour box with euro slot	

SOAP BASKET

- Chrome plated mild steel



Stick'n'Lock™

CODE	DIMENSIONS (HXWxD)
QM293841	96 x 131 x 96mm
Packaging: Cardboard wrap with euro slot	

ROBE HOOK

- Chrome plated mild steel



Stick'n'Lock™

CODE	DIMENSIONS (HXWxD)
QM291741	96 x 70 x 20mm
Packaging: Cardboard wrap with euro slot	



TOILET ROLL HOLDER

- Chrome plated mild steel



Stick'n'Lock™

CODE	DIMENSIONS (HXWxD)
QM291141	172 x 175 x 20mm
Packaging: Cardboard wrap with euro slot	



TOWEL RING

- Chrome plated mild steel



Stick'n'Lock™


CODE	DIMENSIONS (HXWxD)
QM291541	202 x 175 x 20mm
Packaging: Cardboard wrap with euro slot	

SEMI-PERMANENT ACCESSORIES

STICK 'N' LOCK™

COSMETIC BASKET

- Chrome plated mild steel
- Maximum load: 2.5kg



RUST FREE

FIVE YEAR GUARANTEE



CODE	DIMENSIONS (HXWxD)
QM290641	93 x 255 x 153mm

Packaging: Cardboard wrap with euro slot

CORNER BASKET

- Chrome plated mild steel
- Maximum load: 2.5kg



RUST FREE

FIVE YEAR GUARANTEE



CODE	DIMENSIONS (HXWxD)
QM295941	93 x 260 x 162mm

Packaging: Cardboard wrap with euro slot

TWO TIER COSMETIC BASKET

- Chrome plated mild steel
- Maximum load: 2.5kg



RUST FREE

FIVE YEAR GUARANTEE



CODE	DIMENSIONS (HXWxD)
QM290541	287 x 255 x 153mm

Packaging: Cardboard wrap with euro slot

TWO TIER CORNER BASKET

- Chrome plated mild steel
- Maximum load: 2.5kg



RUST FREE

FIVE YEAR GUARANTEE



CODE	DIMENSIONS
QM290741	287 x 260 x 162mm

Packaging: Cardboard wrap with euro slot

THREE TIER CORNER BASKET

- Chrome plated mild steel
- Maximum load: 2.5kg



RUST FREE

FIVE YEAR GUARANTEE



CODE	DIMENSIONS (HXWxD)
QM290841	523 x 260 x 162mm

Packaging: Cardboard wrap with euro slot



SEMI-PERMANENT ACCESSORIES

PRESS 'N' LOCK™

**STRONG
SUCTION
FIX**

Press'n'Lock™
STRONG SUCTION FIX

- Suction fix fits to smooth, flat, shiny tiles or glass
- Strong suction cups ensure a firm grip
- Crystal clear plastic
- Easy to remove and clean
- Not suitable for use on textured surfaces



LONG BASKET



CLEAN
Select and clean desired area.



POSITION
Position product and press the centre of the suction cup to squeeze out the air.



RELEASE
Pull release tabs for quick removal.

CORNER BASKET



Press'n'Lock™

CODE	DIMENSIONS (HXWXD)
PA120632	75 x 285 x 117mm
Packaging: Full colour backing card	



Press'n'Lock™

CODE	DIMENSIONS (HXWXD)
PA120832	75 x 240 x 180mm
Packaging: Full colour backing card	

FOR MORE
HOMEWARE
ITEMS

SEE PAGE
160



SEMI PERMANENT ACCESSORIES





08

MIRRORS & CABINETS

Mirrors and mirrored cabinets create the feeling of space in any size bathroom, especially where space is at a premium. With a number of designs and styles to choose from there's a mirror or cabinet to suit any home.



MIRRORS & CABINETS

FLEXI-FIX™ MIRRORS

FLEXI-FIX™

The patented Flexi-Fix™ easy installation bracket from Croydex is a simple and safe solution to hang your cabinet or mirror.

Flexi-Fix™ provides the flexibility to change the level of your cabinet or mirror after having drilled your holes.



FIX

Attach the bracket to the wall



LEVEL

Adjust the level



HANG

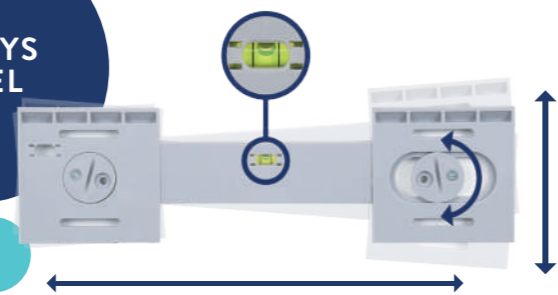
Hang your mirror or cabinet



SECURE

Lock securely in place

ALWAYS LEVEL



**EASY INSTALLATION BRACKET
FULLY ADJUSTABLE
SINGLE PERSON INSTALL**

ABOUT CROYDEX MIRRORS & CABINETS

Adding cabinets and mirrors into any bathroom is a great way of emphasising space and light whilst ensuring a stylish focal point. The Croydex collection offers plenty of variety designed to suit rooms of different shapes and sizes.

Look out for these innovative features throughout the collection:



MAGNIFYING MIRROR

Perfect for applying make-up or shaving



180° HINGE

Clear access and an articulating mirror



RECESSED OPTIONS

Ideal for bathrooms that require additional space saving



TOUCH SWITCH

For a modern look and feel



LED LIGHTING

Bright and economically efficient



SHAVER SOCKET

For electric razors, toothbrushes and other similar low power appliances



CONCEALED SHELF FITTINGS

Discreet shelf fittings make for a finished appearance



BEVELLED EDGES

Added luxury finishing touch



DEMISTER PAD

Allowing mirrors to remain steam free and usable at all times



BATTERY OPERATED

This product is battery operated



EASY TO INSTALL

This product has been designed to be a single person easy installation



CARCASS OPTIONS

Our cabinets come in a range of carcass options: aluminium, wood, steel and stainless steel



ROCKER SWITCH

Tactile on/off switch

MIRRORS & CABINETS

FLEXI-FIX™ MIRRORS



RYDAL RECTANGULAR DOUBLE LAYER MIRROR WITH SHELF

- High quality 5mm safety backed mirror glass
- 5mm Bevelled edges
- One clear toughened glass shelf with chrome plated brackets
- Elegant mirror on mirror design
- Easy to install Flexi-Fix™ system (See page 130)
- All fixings and fittings included
- Suitable for any room in the house



Flexi Fix™

CODE	DIMENSIONS (HXWXD)
MM700800	500 x 400 x 160mm Shelf: W360 x D120mm
Packaging: White box with colour label	

DEVOKE RECTANGULAR DOUBLE LAYER MIRROR WITH SHELF

- High quality 5mm safety backed mirror glass
- 5mm Bevelled edges
- One clear toughened glass shelf with chrome plated brackets
- Elegant mirror on mirror design
- Easy to install Flexi-Fix™ system (See page 130)
- All fixings and fittings included
- Suitable for any room in the house



Flexi Fix™

CODE	DIMENSIONS (HxWxD)
MM700300	700 x 500 x 160mm Shelf: W460 x D120mm
Packaging: White box with colour label	

MEADLEY CIRCULAR MIRROR WITH MOSAIC SURROUND

- High quality 5mm safety backed mirror glass
- Decorative glass mosaic border
- Easy to install Flexi-Fix™ system (See page 130)
- All fixings and fittings included
- Suitable for any room in the house



Flexi Fix™

CODE	DIMENSIONS (HXWXD)
MM700700	600 x 600 x 24mm
Packaging: White box with colour label	

BLACK MIRROR WITH LEATHER EFFECT HANGING STRAP

NEW

- Statement round mirror with matt black aluminium frame
- Decorative leather effect hanging strap
- Easy to install Flexi-Fix™ system (See page 130)
- All fixtures and fittings included
- Suitable for any room in the house



Flexi Fix™

CODE	DIMENSIONS (HXWXD)
QA201021	865 x 600 x 31mm Diameter 595mm
Packaging: Brown box with colour label	



MIRRORS & CABINETS

FLEXI-FIX™ MIRRORS

KENTMERE RECTANGULAR MIRROR

- High quality 5mm safety backed mirror glass
- Can be hung either portrait or landscape
- Easy to install Flexi-Fix™ system (See page 130)
- All fixings and fittings included
- Suitable for any room in the house



CODE	DIMENSIONS (HXWxD)
MM701400	900 x 450 x 19mm
Packaging: White box with colour label	

BELHAM OVAL MIRROR

- High quality 5mm safety backed mirror glass
- Can be hung either portrait or landscape
- Easy to install Flexi-Fix™ system (See page 130)
- All fixings and fittings included
- Suitable for any room in the house



CODE	DIMENSIONS (HXWxD)
MM701200	900 x 450 x 19mm
Packaging: White box with colour label	

HARROP ROUNDED RECTANGLE MIRROR

- High quality 5mm safety backed mirror glass
- Can be hung either portrait or landscape
- Easy to install Flexi-Fix™ system (See page 130)
- All fixings and fittings included
- Suitable for any room in the house



CODE	DIMENSIONS (HXWxD)
MM701300	650 x 400 x 19mm
Packaging: White box with colour label	

SIMPSON ROUND MIRROR

- High quality 5mm safety backed mirror glass
- Simple, elegant design
- Easy to install Flexi-Fix™ system (See page 130)
- All fixings and fittings included
- Suitable for any room in the house



CODE	DIMENSIONS (HXWxD)
MM701500	600 x 600 x 19mm
Packaging: White box with colour label	

MIRRORS & CABINETS

FLEXI-FIX™ ILLUMINATED MIRRORS

CHILCOMBE ILLUMINATED MIRROR

- Touch sensitive power switch
- Edge lit mirror
- Heated demister pad
- Can be hung either portrait or landscape
- IP44 Rated, suitable for use in the outside zone (See Figure One page 132)
- Energy saving LED illumination
- Easy to install Flexi-Fix™ system (See page 130)
- All fixings and fittings included



CODE	DIMENSIONS (HXWxD)
MM720200E	700 x 500 x 30mm
Packaging: White box with colour label	



ROOKLEY ILLUMINATED MIRROR

- Touch sensitive power switch
- Heated demister pad
- Full frame LED light
- Can be hung either portrait or landscape
- IP44 Rated, suitable for use in the outside zone (See Figure One page 132)
- Energy saving LED illumination
- Easy to install Flexi-Fix™ system (See page 130)
- All fixings and fittings included



CODE	DIMENSIONS (HXWxD)
MM720700E	700 x 500 x 30mm
Packaging: White box with colour label	

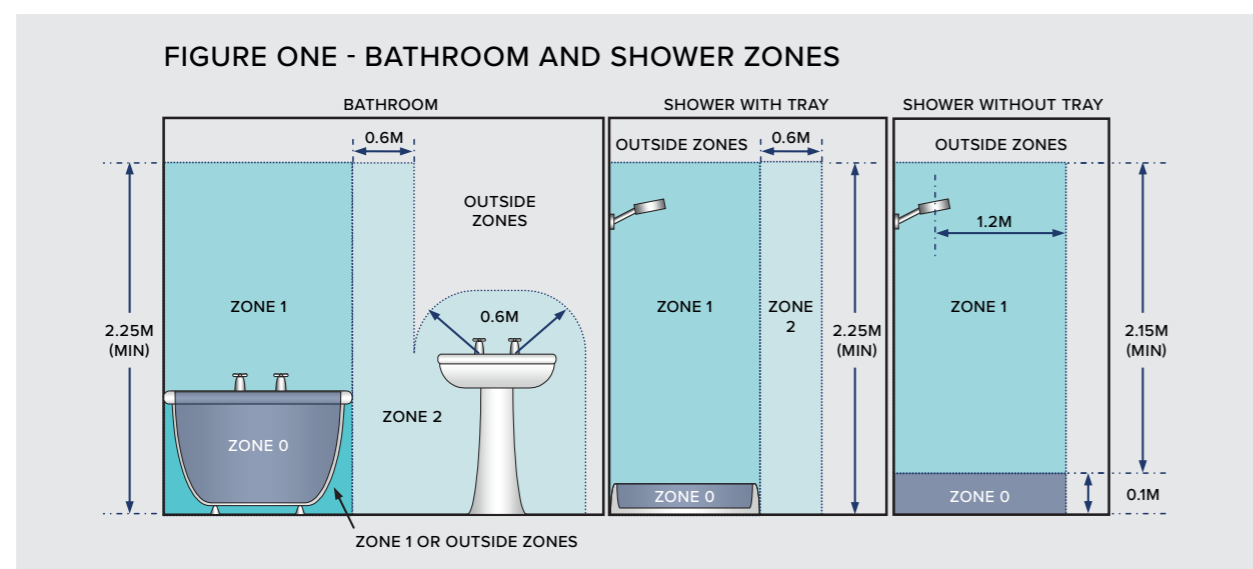


CHAWSTON ILLUMINATED MIRROR

- Touch sensitive power switch
- Heated demister pad
- Full frame LED light
- Can be hung either portrait or landscape
- IP44 Rated, suitable for use in the outside zone (See Figure One page 132)
- Energy saving LED illumination
- Easy to install Flexi-Fix™ system (See page 130)
- All fixings and fittings included



CODE	DIMENSIONS (HXWxD)
MM720400E	700 x 500 x 30mm
Packaging: White box with colour label	



MIRRORS & CABINETS

FLEXI-FIX™ ILLUMINATED MIRRORS

HENBURY ILLUMINATED MIRROR

- Touch sensitive power switch
- Heated demister pad
- Two LED light strips
- Can be hung either portrait or landscape
- IP44 Rated, suitable for use in the outside zone (See Figure One page 132)
- Energy saving LED illumination
- Easy to install Flexi-Fix™ system (See page 130)
- All fixings and fittings included



CODE	DIMENSIONS (HXWXD)
MM720300E	700 x 500 x 30mm
Packaging: White box with colour label	

WYNCHAM LED ILLUMINATED MIRROR

- Touch sensitive power switch
- Heated demister pad
- IP44 Rated, suitable for use in the outside zone (See Figure One page 132)
- Energy saving LED illumination
- Easy to install Flexi-Fix™ system (See page 130)
- All fixings and fittings included



CODE	DIMENSIONS (HXWXD)
MM710200E	700 x 700 x 32mm
Packaging: White box with colour label	

HALINGTON ILLUMINATED MIRROR

- Touch sensitive power switch
- Heated demister pad
- One LED light strip and one circular LED light
- 3 x Magnifying beauty mirror
- Can be hung portrait only
- IP44 Rated, suitable for use in the outside zone (See Figure One page 132)
- Energy saving LED illumination
- Easy to install Flexi-Fix™ system (See page 130)
- All fixings and fittings included



CODE	DIMENSIONS (HXWXD)
MM720800E	700 x 500 x 30mm Magnifier: 126mm Diameter
Packaging: White box with colour label	

CHAUMONT ILLUMINATED MIRROR

NEW

- High quality energy saving LED aluminium mirror
- LED lighting strip
- Infrared on/off sensor switch
- P44 Rated, suitable for use in the outside zone (See Figure One page 132)
- Integrated heated demister pad
- Integrated shaver socket
- Easy to install Flexi-Fix™ system (See page 130)
- Can be hung landscape & portrait
- All fixings and fittings included



CODE	DIMENSIONS (HXWXD)
MM830169E	600 x 900 x 55mm
Packaging: White box with colour label	

HENDERSON ILLUMINATED MIRROR

NEW

- High quality energy saving LED mirror with mild steel matt black frame
- Heated Demister Pad
- LED edge lighting
- On/off touch sensor switch
- IP44 Rated, suitable for use in the outside zone (See Figure One page 132)
- Easy to install Flexi-Fix™ system (See page 130)
- Can be hung portrait only
- All fixings and fittings included



CODE	DIMENSIONS (HXWXD)
MM830021E	700 x 500 x 40mm
Packaging: White box with colour label	

BURLEY BLACK FRAMED MIRROR

NEW

- High quality energy saving LED mirror with matt black powder coated steel frame
- LED edge lighting
- On/Off touch sensor switch
- IP44 Rated, suitable for use in the outside zone (See Figure One page 132)
- Easy to install Flexi-Fix™ system (See page 130)
- Can be hung portrait only
- Includes demister pad
- Mains operated
- All fixings included



CODE	DIMENSIONS (HXWXD)
MM720021E	700 x 500 x 31mm
Packaging: White box with colour label	

MIRRORS & CABINETS

BATTERY OPERATED & CHAIN HANGING MIRRORS

MALHAM ILLUMINATED MIRROR

- Button power switch
- Two LED light strips
- Battery operated
- Requires 8 x AA batteries (not included)
- All fixings and fittings included
- Can be hung portrait only



CODE	DIMENSIONS (HXWXD)
MM730100E	450 x 300 x 30mm
Packaging: White box with colour label	

THORNTON ILLUMINATED MIRROR

- Button power switch
- Two LED light strips
- Battery operated
- Requires 8 x AA batteries (not included)
- All fixings and fittings included
- Can be hung portrait only



CODE	DIMENSIONS (HXWXD)
MM731100E	600 x 400 x 30mm
Packaging: White box with colour label	

HORTON ILLUMINATED MIRROR

- Button power switch
- Two LED light strips
- Battery operated
- Requires 8 x AA batteries (not included)
- All fixings and fittings included
- Can be hung portrait only



CODE	DIMENSIONS (HXWXD)
MM731200E	700 x 500 x 30mm
Packaging: White box with colour label	

LED ILLUMINATED COSMETIC MAGNIFYING MIRROR

NEW

- Chrome finish double sided mirror with LED illumination
- LED lighting around the edge of the mirror lights up both sides evenly and provides an all round even illumination of your face
- 3 x magnification on one side, with the other side featuring x 1 true view
- Freestanding adjustable mirror can be tilted backwards or forwards for a suitable angle

- On/off switch is located on the rim of the mirror
- Requires 4 x AAA batteries (Not included)



CODE	DIMENSIONS (HxWxD)
MM703000E	300 x 180 x 120mm
Packaging: Colour label	

BLACK METAL FRAMED MIRROR WITH MATT BLACK CHAIN

NEW

- High quality powder coated matt black finish
- Durable steel frame construction with steel safety backing
- To be hung on the wall from the metal chain
- A perfect addition to any room
- Ancillary keyhole fixing on the rear of the mirror
- Screw fixings provided



CODE	DIMENSIONS (HXWXD)
QA200021	580 (when hung from chain) x 382 x 20mm
Packaging: White box with colour label	



MIRRORS & CABINETS

FLEXI-FIX™ ALUMINIUM CABINETS

ALUMINIUM CABINETS



Pin handle



Concealed shelf fixing points



Bevelled edge mirror

- Double sided mirrored doors with bevel on the front mirror glass
- Wide opening hinges increase accessibility
- Mirrored internal back panel
- Adjustable toughened clear glass shelves
- Concealed shelf supports
- Left or right hand door opening
- Can be surface or recess* mounted
- Decorative mirrored glass side panels for surface mounting included
- Hang 'n' Lock™ installation system for surface mounted configuration
- Optional pin handles included
- Supplied fully assembled**
- Easy to install, fixings included

* 100mm depth is required for recessed installation

** If a surface mounted configuration is selected, mirrored side panels must be fitted to the cabinet. These are not required if a recessed configuration is selected.



WINSTER SINGLE DOOR CABINET

- Aluminium cabinet with bevelled edge mirrored door
- Two adjustable shelves
- 105 Degree hinges
- Recessed or surface mounted configuration
- Easy to install Flexi-Fix™ system (See page 130)
- All fixings and fittings included
- Optional pin handles included



CODE	DIMENSIONS (HXWXD)
WC101169	510 x 405 x 133mm
Packaging: White box with colour label	



MIRRORS & CABINETS

FLEXI-FIX™ ALUMINIUM CABINETS

ORWELL SINGLE DOOR OVAL CABINET

- Aluminium cabinet with bevelled edge mirrored door
- Two adjustable shelves
- 150 Degree piano hinge
- Recessed or surface mounted configuration
- Easy to install Flexi-Fix™ system (See page 130)
- All fixings and fittings included



CODE	DIMENSIONS (HXWXD)
WC101569	500 x 370 x 110mm Mirror: 790 x 535mm
Packaging: White box with colour label	



HALTON DOUBLE DOOR BI-VIEW CABINET

- Aluminium cabinet with bevelled edge mirrored doors
- Five adjustable glass shelves
- 165 Degree sprung hinges for increased accessibility
- Recessed or surface mounted configuration
- Easy to install Flexi-Fix™ system (See page 130)
- All fixings and fittings included



CODE	DIMENSIONS (HXWXD)
WC101669	660 x 765 x 133mm
Packaging: White box with colour label	



LANGLEY SINGLE DOOR CABINET

- Aluminium cabinet with bevelled edge mirrored door
- Two adjustable shelves
- 165 Degree sprung hinges for increased accessibility
- Recessed or surface mounted configuration
- Easy to install Flexi-Fix™ system (See page 130)
- All fixings and fittings included
- Optional pin handles included



CODE	DIMENSIONS (HXWXD)
WC101369	660 x 510 x 133mm
Packaging: White box with colour label	

HAVEN SINGLE DOOR CABINET

- Aluminium cabinet with bevelled edge mirrored door
- Two adjustable shelves
- 165 Degree sprung hinges for increased accessibility
- Recessed or surface mounted configuration
- Easy to install Flexi-Fix™ system (See page 130)
- All fixings and fittings included
- Optional pin handles included



CODE	DIMENSIONS (HXWXD)
WC101469	760 x 610 x 133mm
Packaging: White box with colour label	

NEWTON DOUBLE DOOR BI-VIEW CABINET

- Aluminium cabinet with bevelled edge mirrored doors
- Five adjustable glass shelves
- 165 Degree sprung hinges for increased accessibility
- Recessed or surface mounted configuration
- Easy to install Flexi-Fix™ system (See page 130)
- All fixings and fittings included



CODE	DIMENSIONS (HXWXD)
WC102069	660 x 610 x 133mm
Packaging: White box with colour label	

KENNETT TRIPLE DOOR TRI-VIEW CABINET

- Aluminium cabinet with bevelled edge mirrored doors
- Nine adjustable glass shelves
- 165 Degree sprung hinges for increased accessibility
- Recessed or surface mounted configuration
- Easy to install Flexi-Fix™ system (See page 130)
- All fixings and fittings included



CODE	DIMENSIONS (HXWXD)
WC101969	660 x 914 x 133mm
Packaging: White box with colour label	

MIRRORS & CABINETS

WOODEN CABINETS

WOODEN CABINETS

- Mirrored doors
- Wide opening hinges increase accessibility
- Adjustable shelves
- Left or right hand door opening*
- Flexi-Fix™ installation system for surface mounted configuration**
- Decorative handles included
- Simple self-assembly format
- Easy to install, fixings included

* On selected products
** On selected products



Decorative handle



Adjustable shelves



Made from sustainable wood



MIRRORS & CABINETS

WOODEN CABINETS

BLANCO SINGLE MIRROR DOOR CABINET

- White MDF cabinet with mirrored door
- One adjustable shelf
- One fixed open shelf
- Easy to install Flexi-Fix™ system (See page 130)
- Reversible door
- Simple self-assembly format
- Made from sustainable MDF
- All fixtures and fittings included



CODE	DIMENSIONS (HXWXD)
WC271022	530 x 340 x 130mm
Packaging: White box with colour label	

ANDERSON DOUBLE MIRROR DOOR CABINET

- White MDF cabinet with mirrored door
- One adjustable shelf
- One fixed open shelf
- Easy to install Flexi-Fix™ system (See page 130)
- Simple self-assembly format
- Made from sustainable MDF
- All fixtures and fittings included



CODE	DIMENSIONS (HXWXD)
WC271122	580 x 560 x 130mm
Packaging: White box with colour label	

SIMPLICITY SINGLE DOOR CABINET

- White MDF cabinet with mirrored door
- One adjustable shelf
- Magnetic push catch opening
- Reversible door
- Simple self-assembly format
- Made from sustainable MDF
- All fixtures and fittings included



CODE	DIMENSIONS (HXWXD)
WC257122	300 x 300 x 140mm
Packaging: White box with colour label	

SIMPLICITY DOUBLE DOOR CABINET

- White MDF cabinet with mirrored doors
- One adjustable shelf
- Magnetic push catch opening
- Simple self-assembly format
- Made from sustainable MDF
- All fixtures and fittings included



CODE	DIMENSIONS (HXWXD)
WC257022	450 x 600 x 140mm
Packaging: White box with colour label	

SIMPLICITY SINGLE DOOR CORNER CABINET

- White MDF cabinet with mirrored door
- One adjustable shelf
- Magnetic push catch opening
- Reversible door
- Simple self-assembly format
- Made from sustainable MDF
- All fixtures and fittings included



CODE	DIMENSIONS (HXWXD)
WC257222	500 x 300 x 240mm
Packaging: White box with colour label	

MALTON CABINET

NEW

- White MDF cabinet with mirrored door
- Cabinet can be mounted with left or right hand door opening
- One adjustable shelf
- Easy to install with our innovative Flexi-Fix™ single person installation
- Reversible door
- Self assembly format
- Made from sustainable MDF
- All fixtures and fittings included



CODE	DIMENSIONS (HXWXD)
WC280122	530 x 340 x 130mm
Packaging: White box with colour label	

ASHBY WHITE WOODEN DOUBLE DOOR CABINET

NEW

- White double mirrored door wooden cabinet
- Two adjustable shelves
- Easy to install with our innovative Flexi-Fix™ single person installation system
- Self assembly format
- All fixtures and fittings included
- Made from sustainable MDF



CODE	DIMENSIONS (HXWXD)
WC280022	580 x 560 x 130mm
Packaging: White box with colour label	

ASHBY GREY WOODEN DOUBLE DOOR CABINET

NEW

- Grey double mirrored door wooden cabinet
- Two adjustable shelves
- Easy to install with our innovative Flexi-Fix™ single person installation system
- Self assembly format
- All fixtures and fittings included
- Made from sustainable MDF




CODE	DIMENSIONS (HXWXD)
WC280031	580 x 560 x 130mm
Packaging: White box with colour label	

FLEXI-FIX™ 4 STEP INSTALLATION*




HANG
Position the cabinet and mark the top bracket hole. Drill the hole and plug with the fixings provided. Fit top bracket. Hang the cabinet over the top bracket and tighten locking cap.



LEVEL
Ensure the top of the cabinet is level using a spirit level and mark bottom drill hole.



SECURE
Drill the bottom bracket hole and plug with fixings provided. Fit the bottom bracket and tighten the locking cap.



LOCK
Mark, drill and plug the top two corner fixings. Secure the cabinet with the fittings provided.

*Patent Pending

MIRRORS & CABINETS

ILLUMINATED CABINETS

ILLUMINATED CABINETS

- Decorative LED lighting
- Double sided mirrored doors**
- Wide opening hinges increase accessibility
- Adjustable toughened clear glass shelves
- Flexi-Fix™ installation system for surface mounted configuration*
- Optional pin handles included
- Supplied fully assembled
- Easy to install, fixings included

* On selected products
** Not on all products



LED lighting



Shaver socket



Rocker switch



SHIRE DOUBLE DOOR ILLUMINATED CABINET

- High quality mirrored stainless steel cabinet with mirrored doors
- One fixed internal shelf
- Integrated shaver socket
- Two LED downlighters in pelmet
- IP44 Rated, suitable for use in the outside zone (See Figure One page 132)
- All fixtures and fittings included



Shaver Socket

CODE	FINISH	DIMENSIONS (HXWXD)
WC267222E	White	530 x 450 x 230mm
WC267205E	S/Steel	530 x 450 x 230mm
(Depth 120mm excluding overhang)		
Packaging: Brown box colour label		

NEW

THAMES DOUBLE DOOR ILLUMINATED CABINET

- Glass white MDF cabinet with mirrored doors
- One internal fixed shelf
- Integrated shaver socket
- One LED downlighter
- IP44 Rated, suitable for use in the outside zone (See Figure One page 132)
- All fixtures and fittings included



Shaver Socket

CODE	DIMENSIONS (HXWXD)
WC146522E	640 x 700 x 245mm
(Depth 155mm excluding overhang)	
Packaging: Brown box colour label	

NEW

JEFFERSON SINGLE DOOR ILLUMINATED CABINET

- Aluminium cabinet with double sided mirrored door
- Decorative LED lighting bar with rocker switch operation
- Integrated shaver socket
- Two adjustable tempered glass shelves
- 180 Degree hinges for increased accessibility
- Easy to install Flexi-Fix™ system (See page 130)
- IP44 Rated, suitable for use in the outside zone (See Figure One page 132)
- Left hand side hinge opening only
- All fixings and fittings included



Shaver Socket



CODE	DIMENSIONS (HXWXD)
WC147769E	700 x 400 x 120mm
Packaging: Brown box with colour label	

MADISON SINGLE DOOR ILLUMINATED CABINET

- Aluminium cabinet with double sided mirrored door
- Decorative LED lighting bar with rocker switch operation
- Integrated shaver socket
- Two tempered glass shelves
- 180 Degree hinges for increased accessibility
- Easy to install Flexi-Fix™ system (See page 130)
- IP44 Rated, suitable for use in the outside zone (See Figure One page 132)
- Left hand side hinge opening only
- All fixings and fittings included



Shaver Socket



CODE	DIMENSIONS (HXWXD)
WC147369E	700 x 500 x 120mm
Packaging: Brown box with colour label	

MIRRORS & CABINETS

ILLUMINATED CABINETS

HAMPTON TRIPLE DOOR ILLUMINATED CABINET

- Aluminium cabinet with double sided mirrored doors
- Decorative LED lighting bar with rocker switch operation
- Integrated shaver socket
- Four adjustable tempered glass shelves
- 180 Degree hinges for increased accessibility
- Easy to install Flexi-Fix™ system (See page 130)
- IP44 Rated, suitable for use in the outside zone (See Figure One page 132)
- Left hand side hinge opening only
- All fixings and fittings included



Shaver Socket



CODE	DIMENSIONS (HXWXD)
WC147469E	700 x 900 x 120mm
Packaging: Brown box with colour label	

SUDBURY DOUBLE DOOR ILLUMINATED CABINET

- Aluminium cabinet with double sided mirrored doors
- Decorative LED lighting bar with rocker switch operation
- Integrated shaver socket
- Two adjustable tempered glass shelves
- 180 Degree hinges for increased accessibility
- Easy to install Flexi-Fix™ system (See page 130)
- IP44 Rated, suitable for use in the outside zone (See Figure One page 132)
- Left hand side hinge opening only
- All fixings and fittings included



Shaver Socket



CODE	DIMENSIONS (HXWXD)
WC147069E	700 x 600 x 120mm
Packaging: Brown box with colour label	

CLARENCE SINGLE DOOR ILLUMINATED CABINET

- Aluminium cabinet with double sided mirrored door
- Illuminated LED mirror door with heated demister pad
- Integrated shaver socket
- Touch sensitive on/off power switch
- Touch button LED intensity adjustment
- Two adjustable tempered glass shelves
- Easy to install Flexi-Fix™ system (See page 130)
- IP44 Rated, suitable for use in outside zone (See Figure One page 132)
- Left hand side hinge opening only
- All fixings and fittings included



Shaver Socket



CODE	DIMENSIONS (HXWXD)
WC147669E	700 x 500 x 154.5mm
Packaging: Brown box with colour label	



MIRRORS & CABINETS

FLEXI-FIX™ STEEL CABINETS



Pin handle



Adjustable shelves



Bevelled edge mirror

STEEL CABINETS

- Double sided mirrored doors with bevel on the front mirror glass*
 - Wide opening hinges increase accessibility
 - Adjustable shelves*
 - Left or right hand door opening*
 - Soft close and quick release hinges*
 - Flexi-Fix™ installation system for surface mounted configuration*
 - Optional pin handles included
 - Supplied fully assembled
 - Easy to install, fixings included
- * On selected products



MIRRORS & CABINETS

STEEL/STAINLESS STEEL CABINETS

AVON SINGLE DOOR SMALL CABINET

- Polished stainless steel slimline cabinet with mirrored door
- Ideal for small spaces
- Fixed internal stainless steel shelf
- 90 Degree sprung hinges
- Supplied fully assembled
- Optional chrome pin handle
- Left hand side hinge opening only
- All fixtures and fittings included



CODE	DIMENSIONS (HXWxD)
WC856005	400 x 300 x 120mm
Packaging: White box with colour label	

AVON DOUBLE DOOR SMALL CABINET

- Polished stainless steel cabinet with mirrored doors
- Ideal for small spaces
- Fixed internal stainless steel shelf
- 90 Degree sprung hinges
- Supplied fully assembled
- Optional chrome pin handle
- All fixtures and fittings included



CODE	DIMENSIONS (HXWxD)
WC866105	440 x 430 x 160mm
Packaging: White box with colour label	

WELLINGTON DOUBLE DOOR BI-VIEW CABINET

- White steel cabinet with bevelled mirrored doors
- Two adjustable shelves
- 110 Degree sprung hinges
- Optional pin handles included
- Easy to install Flexi-Fix™ system (See page 130)
- All fixings and fittings included



CODE	DIMENSIONS (HXWxD)
WC102122	610 x 610 x 133mm
Packaging: White box with colour label	

BURWELL TRIPLE DOOR TRI-VIEW CABINET

- White steel cabinet with bevelled mirrored doors
- Two adjustable shelves
- 110 Degree sprung hinges
- Non reversible doors
- Optional pin handles included
- Easy to install Flexi-Fix™ system (See page 130)
- All fixings and fittings included



CODE	DIMENSIONS (HXWxD)
WC102622	762 x 1219 x 133mm
Packaging: White box with colour label	

CARRA SINGLE DOOR STAINLESS STEEL CABINET

- Polished stainless steel cabinet with mirrored door
- One internal fixed shelf
- Chrome plated door handle for easy opening
- Supplied fully assembled for ease of installation
- Left hand side hinge opening only
- All fixtures and fittings included



CODE	DIMENSIONS (HXWxD)
WC450605	500 x 300 x 120mm
Packaging: White box with colour label	

CARRA SINGLE DOOR WHITE STEEL CABINET

- White steel cabinet with mirrored door
- One internal fixed shelf
- Chrome plated door handle for easy opening
- Supplied fully assembled for ease of installation
- Left hand side hinge opening only
- All fixtures and fittings included



CODE	DIMENSIONS (HXWxD)
WC450622	500 x 300 x 120mm
Packaging: White box with colour label	

WESTBOURNE TRIPLE DOOR TRI-VIEW CABINET

- White steel cabinet with bevelled mirrored doors
- Two adjustable shelves
- 110 Degree sprung hinges
- Non reversible doors
- Optional pin handles included
- Easy to install Flexi-Fix™ system (See page 130)
- All fixings and fittings included



CODE	DIMENSIONS (HXWxD)
WC102322	762 x 914 x 133mm
Packaging: White box with colour label	



CARRA DOUBLE DOOR STAINLESS STEEL CABINET

- Bright polished stainless steel cabinet with mirrored doors
- One internal fixed shelf
- Chrome plated door handles for easy opening
- Supplied fully assembled for ease of installation
- All fixtures and fittings included



CODE	DIMENSIONS (HXWxD)
WC450805	500 x 450 x 120mm
Packaging: White box with colour label	

CARRA DOUBLE DOOR WHITE STEEL CABINET

- White steel cabinet with mirrored doors
- One internal fixed shelf
- Chrome plated door handles for easy opening
- Supplied fully assembled for ease of installation
- All fixtures and fittings included



CODE	DIMENSIONS (HXWxD)
WC450822	500 x 450 x 120mm
Packaging: White box with colour label	

MIRRORS & CABINETS

STEEL/STAINLESS STEEL CABINETS

DAWLEY WHITE DOUBLE DOOR CABINET

NEW

- White steel cabinet with mirrored doors
- Two adjustable shelves
- Two optional chrome pin handles
- Easy to install with our innovative Flexi-Fix™ single person installation system (See page 139)
- Supplied fully assembled



Flexi Fix™

CODE	DIMENSIONS (HXWxD)
WC930222	670 x 600 x 100mm
Packaging: Brown box colour label	

DAWLEY WHITE SINGLE DOOR CABINET

NEW

- White steel cabinet with mirrored door
- Two adjustable shelves
- Optional chrome pin handle
- Easy to install with our innovative Flexi-Fix™ single person installation system (See page 139)
- Reversible door opening with soft close and quick release hinges
- Supplied fully assembled



Flexi Fix™

CODE	DIMENSIONS (HXWxD)
WC930022	670 x 400 x 100mm
Packaging: White box colour label	

DAWLEY MATT BLACK STEEL DOUBLE DOOR CABINET

NEW

- Matt black steel cabinet with mirrored doors
- Two adjustable shelves
- Two optional chrome pin handles
- Easy to install with our innovative Flexi-Fix™ single person installation system (See page 139)
- Reversible door opening with soft close and quick release hinges
- Supplied fully assembled



Flexi Fix™

CODE	DIMENSIONS (HXWxD)
WC930221	670 x 600 x 100mm
Packaging: White box with colour label	

DAWLEY MATT BLACK STEEL SINGLE DOOR CABINET

NEW

- Matt black steel cabinet with mirrored door
- Two adjustable shelves
- Optional chrome pin handle
- Easy to install with our innovative Flexi-Fix™ single person installation system (See page 139)
- Reversible door opening with soft close and quick release hinges
- Supplied fully assembled



Flexi Fix™

CODE	DIMENSIONS (HXWxD)
WC930021	670 x 400 x 100mm
Packaging: White box with colour label	

FINCHLEY STAINLESS STEEL DOUBLE DOOR CABINET

NEW

- Polished stainless steel cabinet with mirrored doors
- Two adjustable shelves
- Two optional chrome pin handles
- Easy to install with our innovative Flexi-Fix™ single person installation system (See page 139)
- Gloss white MDF lined
- Supplied fully assembled



Flexi Fix™

CODE	DIMENSIONS (HXWxD)
WC940205	670 x 600 x 100mm
Packaging: White box colour label	

FINCHLEY STAINLESS STEEL SINGLE DOOR CABINET

NEW

- Polished stainless steel cabinet with mirrored door
- Two adjustable shelves
- Optional chrome pin handle
- Easy to install with our innovative Flexi-Fix™ single person installation system (See page 139)
- Reversible door opening with soft close and quick release hinges
- Gloss white MDF lined
- Supplied fully assembled



Flexi Fix™

CODE	DIMENSIONS (HXWxD)
WC940005	670 x 400 x 100mm
Packaging: Brown box colour label	

MIRRORS & CABINETS

STEEL/STAINLESS STEEL CABINETS

ANTON SINGLE DOOR STANDARD CABINET

- Polished stainless steel cabinet with mirrored door
- Adjustable glass shelf
- 120 Degree sprung hinges
- Optional chrome plated pin handle
- Internal MDF carcass
- Left hand side hinge only
- Supplied fully assembled
- All fixtures and fittings included



CODE	DIMENSIONS (HXWxD)
WC736005	550 x 300 x 120mm
Packaging: White box with colour label	

ANTON DOUBLE DOOR STANDARD CABINET

- Polished stainless steel cabinet with mirrored doors
- Two adjustable glass shelves
- 120 Degree sprung hinges
- Optional chrome plated pin handles
- Internal MDF carcass
- Supplied fully assembled
- All fixtures and fittings included



CODE	DIMENSIONS (HXWxD)
WC756105	670 x 500 x 120mm
Packaging: White box with colour label	

COLORADO SINGLE DOOR LARGE CABINET

- Polished stainless steel cabinet with mirrored door
- Adjustable glass shelf
- 120 Degree sprung hinges
- Optional chrome plated pin handle
- Internal MDF carcass
- Left hand side hinge only
- Storage box on inside door
- Supplied fully assembled
- All fixtures and fittings included



CODE	DIMENSIONS (HXWxD)
WC746005	670 x 380 x 120mm
Packaging: White box with colour label	

COLORADO DOUBLE DOOR LARGE CABINET

- Polished stainless steel cabinet with mirrored doors
- Two adjustable glass shelves
- 120 Degree sprung hinges
- Optional chrome plated pin handle
- Internal MDF carcass
- Storage box on inside door
- Supplied fully assembled
- All fixtures and fittings included



CODE	DIMENSIONS (HXWxD)
WC776105	740 x 500 x 120mm
Packaging: White box with colour label	

MEDWAY CABINET

- Polished stainless steel cabinet with mirrored door
- Fixed internal stainless steel shelf
- Easy to install Flexi-Fix™ system (See page 128)
- Left hand side hinge only
- Supplied fully assembled
- All fixtures and fittings included



Flexi Fix™

CODE	DIMENSIONS (HXWxD)
WC871505	670 x 410 x 125mm
Packaging: White box with colour label	

AVISIO DOUBLE DOOR CORNER CABINET

- Polished stainless steel cabinet with mirrored doors
- Two adjustable shelves
- 120 Degree sprung hinges
- Internal MDF carcass
- Optional chrome plated pin handle
- Supplied fully assembled
- All fixtures and fittings included



CODE	DIMENSIONS (HXWxD)
WC766105	700 x 450 x 270mm
Packaging: White box with colour label	

MIRRORS & CABINETS

STAINLESS STEEL CABINETS

TAY OVAL CABINET

- Polished stainless steel cabinet with mirrored door
- Discreet storage solution, ideal for small spaces
- Fixed stainless steel shelf
- 90 Degree pivot hinge
- Supplied fully assembled
- Left hand side hinge only
- All fixtures and fittings included



CODE	DIMENSIONS (HXWxD)
WC870105	425 x 300 x 100mm Mirror: H650 x W450mm
Packaging: White box with colour label	

NILE TALL CABINET

- Polished stainless steel cabinet with mirrored doors
- Four adjustable glass shelves
- 120 Degree hinges
- Internal MDF carcass
- Supplied fully assembled
- Left hand side hinge only
- All fixtures and fittings included



CODE	DIMENSIONS (HXWxD)
WC796005	1500 x 300 x 120mm
Packaging: White box with colour label	

SEVERN CIRCULAR MIRROR CABINET

- Polished stainless steel cabinet with mirrored door
- Discreet storage solution, ideal for small spaces
- Fixed stainless steel shelf
- 90 Degree pivot hinge
- Supplied fully assembled
- Left hand side hinge only
- All fixtures and fittings included



CODE	DIMENSIONS (HXWxD)
WC836005	330 x 330 x 100mm Mirror: H500 x W500mm
Packaging: White box with colour label	

DART SQUARE MIRROR CABINET

- Polished stainless steel cabinet with mirrored door
- Discreet storage solution, ideal for small spaces
- Fixed stainless steel shelf
- 90 Degree pivot hinge
- Supplied fully assembled
- Left hand side hinge only
- All fixtures and fittings included



CODE	DIMENSIONS (HXWxD)
WC450505	310 x 310 x 110mm Mirror: H450 x W450mm
Packaging: White box with colour label	

TRENT LOCKABLE MEDICINE CABINET

- Polished stainless steel cabinet with framed mirrored door.
- Fixed stainless steel shelf
- Secure locking system for storage of medicines
- Supplied fully assembled
- 180 degree door opening
- Left hand side hinge only
- Supplied with two keys
- All fixtures and fittings included



CODE	DIMENSIONS (HXWxD)
WC846005	400 x 250 x 130mm
Packaging: White box with colour label	

ARUN MATT BLACK TALL PIVOTING CABINET

- Matt black pivoting cabin with mirror glass
- Four fixed shelves
- Reflective polished stainless steel backing
- Brushed stainless steel wall bracket
- Can be left or right hand mounted
- Supplied fully assembled - fit the pivoting wall bracket then mount the cabinet
- All fixtures and fittings included



CODE	DIMENSIONS (HXWxD)
WC880221	1242 x 200 x 112mm
Packaging: White box with colour label	





09

INCLUSIVE PRODUCTS

Making your bathroom inclusive can be as simple as investing in some new accessories to help make life that little bit easier, without compromising on its look and feel.



INCLUSIVE PRODUCTS

ABS PLASTIC GRAB BARS

300MM ABS PLASTIC GRAB BAR

- Ribbed to aid grip of bar
- Concealed fixings
- Suitable for users up to 100kg/220lbs/15st 10lbs when fitted to a solid wall
- 32mm Diameter bar for easier gripping
- Fixings not included
- Suitable for use in 'wet' showering areas



CODE	FINISH	DIMENSIONS (HXD)
AP501422*	White	300 x 69mm

Packaging: *Plastic sleeve with label **Polybag with header card

450MM ABS PLASTIC GRAB BAR

- Ribbed to aid grip of bar
- Concealed fixings
- Suitable for users up to 100kg/220lbs/15st 10lbs when fitted to a solid wall
- 32mm Diameter bar for easier gripping
- Fixings not included
- Suitable for use in 'wet' showering areas



CODE	FINISH	DIMENSIONS (HXD)
AP501722*	White	450 x 69mm

Packaging: *Plastic sleeve with label **Polybag with header card

600MM ABS PLASTIC GRAB BAR

- Ribbed to aid grip of bar
- Concealed fixings
- Suitable for users up to 80kg/176lbs/12st 8lbs when fitted to a solid wall
- 32mm Diameter bar for easier gripping
- Fixings not included
- Suitable for use in 'wet' showering areas



CODE	FINISH	DIMENSIONS (HXD)
AP501822*	White	600 x 69mm

Packaging: *Plastic sleeve with label **Polybag with header card



Detail of ribbed grip



INCLUSIVE PRODUCTS

STAINLESS STEEL GRAB BARS

300MM STAINLESS STEEL STRAIGHT GRAB BARS

- 32mm Diameter bar for easier gripping
- Suitable for users up to 100kg/220lbs/15st 10lbs when fitted to a solid wall
- Chrome plated or powder coated
- Corrosion-resistant, suitable for use in 'wet' showering areas
- Concealed fixings
- Fixings not included



CODE	FINISH	DIMENSIONS (HXD)
AP501041*	Chrome	300 x 82mm
AP501022*	White	300 x 82mm
AP501034**	Blue	300 x 82mm
AP501031**	Grey	300 x 82mm

Packaging: *Box with label **Full colour box

450MM STAINLESS STEEL STRAIGHT GRAB BARS

- 32mm Diameter bar for easier gripping
- Suitable for users up to 100kg/220lbs/15st 10lbs when fitted to a solid wall
- Chrome plated or powder coated
- Corrosion-resistant, suitable for use in 'wet' showering areas
- Concealed fixings
- Fixings not included



CODE	FINISH	DIMENSIONS (HXD)
AP501141*	Chrome	450 x 82mm
AP501122*	White	450 x 82mm
AP501134*	Blue	450 x 82mm
AP501131**	Grey	450 x 82mm

Packaging: *Box with label **Full colour box

600MM STAINLESS STEEL STRAIGHT GRAB BARS

- 32mm Diameter bar for easier gripping
- Suitable for users up to 100kg/220lbs/15st 10lbs when fitted to a solid wall
- Chrome plated or powder coated
- Corrosion-resistant, suitable for use in 'wet' showering areas
- Concealed fixings
- Fixings not included



CODE	FINISH	DIMENSIONS (HXD)
AP501241*	Chrome	600 x 82mm
AP501222*	White	600 x 82mm
AP501234*	Blue	600 x 82mm
AP501231**	Grey	600 x 82mm

Packaging: *Box with label **Full colour box

INCLUSIVE PRODUCTS

STAINLESS STEEL GRAB BARS


STAINLESS STEEL ANGLED GRAB BARS

- Angled support bar for hand and forearm
- 32mm Diameter bar for easier gripping
- Suitable for users up to 100kg/220lbs/15st 10lbs when fitted to a solid wall
- Chrome plated or powder coated
- Corrosion-resistant, suitable for use in 'wet' showering areas
- Concealed fixings
- Fixings not included




CODE	FINISH	DIMENSIONS (HXD)
AP501341	Chrome	600 x 82mm
AP501322	White	600 x 82mm

Packaging: Full colour box



STAINLESS STEEL STRAIGHT GRAB BARS WITH ANTI-SLIP GRIP

- 32mm Diameter bar with anti-slip grip prevents wet hands slipping on the rail
- Suitable for users up to 100kg/220lbs/15st 10lbs when fitted to a solid wall
- Corrosion-resistant, suitable for use in 'wet' showering areas
- Concealed fixings
- Fixings not included



CODE	FINISH	DIMENSIONS (HxD)
AP500541	Chrome	300 x 82mm
AP500641	Chrome	450 x 82mm
AP500741	Chrome	600 x 82mm

Packaging: Full colour box

INCLUSIVE PRODUCTS

STAINLESS STEEL GRAB BARS

STAINLESS STEEL GRAB BARS – CHROME

- Contemporary grab bar design
- 32mm Diameter bar for easier gripping
- Provides confidence and stability when getting in or out of the bath or shower
- Maximum loading is 100kg/220lbs/15st 10lbs when fitted to a solid wall
- Chrome plated stainless steel
- Corrosion-resistant, suitable for use in 'wet' showering areas
- Ideal for the bathroom and can be used around the home
- Concealed fixings
- Fixings not included



CODE	VARIANT	FINISH	DIMENSIONS (HXD)
AP506105	Straight	Chrome	300 x 82mm
AP506205	Straight	Chrome	450 x 82mm
AP506305	Straight	Chrome	600 x 82mm
AP506405	Angled	Chrome	600 x 82mm

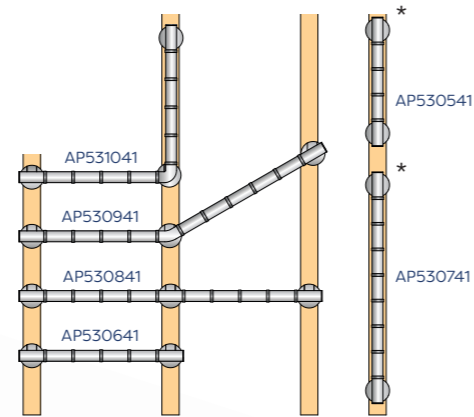
Packaging: Full colour open box

INCLUSIVE PRODUCTS

GRAB 'N' GRIP BARS

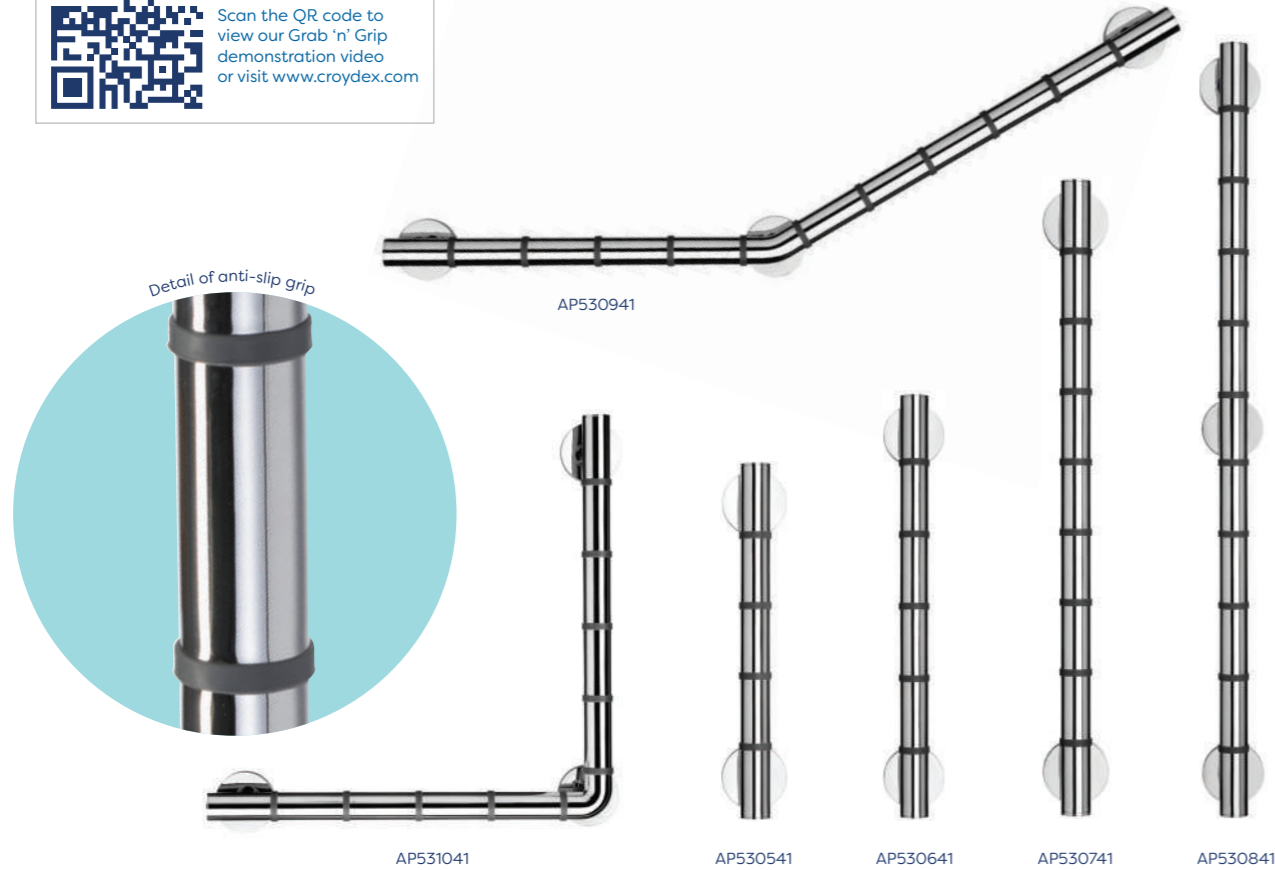
GRAB 'N' GRIP GRAB BARS

- Contemporary grab bar design
- Soft ribbed grip provides additional comfort and support that prevents wet hands slipping on the rail
- Chrome ABS outer
- Steel core for added strength
- 32mm Diameter bar for easier gripping
- Provides confidence and stability
- Concealed fixings
- Suitable for users up to 100kg/220lbs/15st 10lbs when fitted to a solid wall
- Designed to suit 16" or 24" internal stud wall supports (*excludes products AP530541 & AP530741)
- Fixings not included



SCAN ME

Scan the QR code to view our Grab 'n' Grip demonstration video or visit www.croydex.com



CODE	VARIANT	FINISH	DIMENSIONS (HXWXD)
AP530541	Straight	Chrome	380 x 73mm
AP530641	Straight	Chrome	485 x 73mm
AP530741	Straight	Chrome	680 x 73mm
AP530841	Straight	Chrome	890 x 73mm
AP530941	Angled	Chrome	310 x 905 x 73mm
AP531041	L-Shaped	Chrome	480 x 480 x 73mm

Packaging: Full colour box

INCLUSIVE PRODUCTS

HAND RAILS

FOLD AWAY HAND RAILS

- Fold away hand rail clips in vertical position when not in use
- Stainless steel
- Suitable for users up to 130kg/286lbs/20st 6lbs
- Fixings not included

CODE	FINISH	DIMENSIONS (HXWXD)
AP502822	White	300 x 100 x 850mm
AP502841	S/steel	300 x 100 x 850mm

Packaging: Box with label



FOLD AWAY HAND RAILS WITH DROP DOWN LEG

- Fold away hand rail clips in vertical position when not in use
- Stainless steel
- Nine position adjustable leg:
- 710 - 910mm
- Suitable for users up to 150kg/330lbs/23st 8lbs
- Fixings not included

CODE	FINISH	DIMENSIONS (HXWXD)
AP502922	White	710 x 100 x 850mm
AP502941	S/steel	710 x 100 x 850mm

Packaging: Box with label




INCLUSIVE PRODUCTS

SHOWER & BATH SEATING



WALL MOUNTED SHOWER SEAT

- Easy to clean
- Folds away neatly when not in use
- Wipe clean
- Suitable for users up to 90kg/198lbs/14st 2lbs when fitted to a solid wall
- Fixings not included



CODE	FINISH	DIMENSIONS (HXWxD)
AP230022	White	135 x 385 x 335mm
Packaging: Full colour box		

WHITE & CHROME WALL MOUNTED SHOWER SEAT

- Folds away neatly when not in use
- Wipe clean
- Suitable for users up to 100kg/220lbs/15st 10lbs when fitted to a solid wall
- Fixings not included



CODE	FINISH	DIMENSIONS (HXWxD)
AP120122	White	120 x 350 x 325mm
Packaging: Full colour box		

WALL MOUNTED SHOWER CHAIR

- Padded white wall mounted shower chair with fold down legs
- Six Position height adjustable seat: 485 - 615mm
- Removable pad for easy cleaning
- Folds up when not in use
- Suitable for users up to 158kg/348lbs/24st 12lbs
- Fixings not included



CODE	FINISH	DIMENSIONS (HXWxD)
AP503122	White	485 x 350 x 360mm
Packaging: Box with label		

NEWPORT SHOWER SEAT

- Wall mounted shower seat
- Easy to clean slatted seat
- Folds away neatly when not in use
- Stainless steel frame and legs
- Wipe clean
- Suitable for users up to 130kg/286lbs/20st 6lbs
- Fixings not included



CODE	FINISH	DIMENSIONS (HXWxD)
AP504122	White	465-495 x 490 x 410mm
Packaging: Box with label		

WHITE EASY-FIT BATH BENCH

- Corrosion-resistant aluminium frame with easy to clean moulded plastic seat
- Soft caps protect the edge of the bath and prevent the seat from moving
- Fits most 700mm wide parallel sided baths
- Suitable for users up to 90kg/198lbs/14st 2lbs



CODE	FINISH	DIMENSIONS (HXWxD)
AP210122	White	185 x 715 x 230mm
Packaging: Full colour wrap		

INCLUSIVE PRODUCTS

SHOWER & BATH SEATING

ADJUSTABLE BATHROOM & SHOWER SEAT

- Shaped seat with built-in hand holds to provide stability
- Slip-resistant rubber feet
- Height adjustable corrosion-resistant aluminium legs
- Height adjustable from 475 to 510mm
- Easy to clean plastic seat
- Lightweight yet sturdy
- Folds away neatly when not in use
- Suitable for users up to 100kg/220lbs/15st 10lbs



CODE	FINISH	DIMENSIONS (HXWxD)
AP100122	White	475-510 x 500 x 495mm
Packaging: Full colour box		

MODULAR SHOWER STOOL

- Lightweight yet sturdy shower seat with arms and backrest
- Slip-resistant rubber feet
- Corrosion-resistant
- Height adjustable from 410 to 560mm
- Suitable for users up to 190kg/420lbs/30st



CODE	FINISH	DIMENSIONS (HXWxD)
AP400222	White	930 x 540 x 310mm
Packaging: White box with colour label		

WHITE ADJUSTABLE SHOWER STOOL

- Large sitting area: 340 x 420mm
- Slip-resistant rubber feet
- Made of rust free materials
- Height adjustable from 425 to 525mm
- Height adjustable
- Suitable for users up to 100kg/220lbs/15st 10lbs



CODE	VARIANT	DIMENSIONS (HXWxD)
AP130522	Large	425-525 x 420 x 350mm
Packaging: Box with label		

INCLUSIVE WHITE SHOWER CHAIR

- Plastic bathroom seat with back and arm support
- Aluminium legs
- Large sitting area: W 500 x D 300mm
- Height of seat can be adjusted with ease, adjustable from 390mm x 540mm
- Soft non-slip rubber feet
- Anti-bacterial treated product
- Made from corrosion free materials
- Suitable for users up to 175kg/385lbs/27st 6lbs
- Self assembly, all fixings and fittings included



CODE	VARIANT	DIMENSIONS (HXWxD)
AP540022H	Large	710-860mm x 610mm x 430mm
Packaging: Box with label		

MODULAR SHOWER SEAT

- Bathroom seat with back rest
- Large sitting area: 340 x 420mm
- Slip-resistant rubber feet
- Made of rust free materials
- Height adjustable from 425 to 525mm
- Suitable for users up to 100kg/220lbs/15st 10lbs



CODE	VARIANT	DIMENSIONS (HXWxD)
AP130422	With arms	425-525 x 530 x 415mm
Packaging: Box with label		

INCLUSIVE WHITE SHOWER STOOL

- Plastic seat with aluminium legs
- Large Sitting Area: W 305 x D 305mm
- Height of stool can be adjusted with ease, from 390mm to 540mm
- Soft non-slip rubber feet
- Anti-bacterial treated product
- Made of corrosion free materials
- Suitable for users up to 175kg/385lbs/27st 6lbs
- Self assembly, all fixings and fittings included



CODE	VARIANT	DIMENSIONS (HXWxD)
AP541022H	Large	390-540mm x 355mm x 355mm
Packaging: Box with label		

INCLUSIVE PRODUCTS




SHOWER & BATH SEATING

SERENITY WHITE SHOWER CHAIR

- Curved backrest for ultra comfort
- White cushioned seat removes for easy cleaning
- Non-slip TPR feet for grip on wet surfaces
- Includes Hygiene 'n' Clean anti-microbial treatment
- Convenient arm rests for added support
- Height adjustable from 720 to 845mm
- Attractive, lightweight, strong aluminium frame
- Push button height adjustment
- Corrosion and scratch resistant
- Suitable for users up to 113kg/250lbs/17st 12lbs

CODE	DIMENSIONS (HXWxD)
AP701022H	720-845 x 545 x 470mm

Packaging: Full colour box



SERENITY SPARE CHAIR CUSHION WHITE

- Easy to clean
- Cushioned for comfort
- Includes Hygiene 'n' Clean anti-microbial treatment



CODE	DIMENSIONS (HXWxD)
AP701122H	390 x 350 x 12mm

Packaging: Polybag with header card

SERENITY SPARE CHAIR CUSHION GREY

- Easy to clean
- Cushioned for comfort
- Provides colourful contrast
- Includes Hygiene 'n' Clean anti-microbial treatment



CODE	DIMENSIONS (HXWxD)
AP701131H	390 x 250 x 12mm

Packaging: Polybag with header card

INCLUSIVE PRODUCTS

INCLUSIVE SHOWERING

INCLUSIVE SHOWERING KIT

- Complete shower set
- 600mm stainless steel grab bar with concealed fixings
- Four function handset, 85mm diameter head with rub clean nozzles
- Tactile rubber handle for easier gripping
- Large lever makes switching functions easier
- 2m chrome hose with large bore
- Assistive slider with large button, easy to use
- Universal 1/2" B.S.P. connection
- Supplied with an optional water saving device
- Fixings not included



CODE	FINISH	DIMENSIONS (H)
AP600241	Chrome	600mm

Packaging: Brown box with colour label

INCLUSIVE FOUR FUNCTION SHOWER HANDSET - ECO

- 85mm diameter head with rub clean nozzles
- Tactile rubber handle for easier gripping
- Large lever makes switching functions easier
- Universal 1/2" B.S.P. connection
- Supplied with an optional water saving device



CODE	FINISH
AM151341	Chrome/White

Packaging: Blister pack with euro slot

GRAB 'N' GRIP INCLUSIVE RISER RAIL

- Riser rail with intergrated Grab 'n' Grip grab bar (see page 152)
- Inclusive slider with large button, easy to use
- Suitable for users up to 100kg/220lbs/15st 10lbs when fitted to a solid wall
- Concealed fixings
- Fixings not included



CODE	FINISH	DIMENSIONS (HXWxD)
AP601041	Chrome	933 x 70 x 78mm

Packaging: Full colour open box

BATH STEP

- Provides safety and security when stepping in and out of the bath tub
- Extra-large platform
- Complete textured finished top for slip-resistant safety and comfort
- Suitable for users up to 190kg/418lb/30st
- Two can be stacked on top of each other for additional height



CODE	DIMENSIONS (HXWxD)
PA661422	102 x 502 x 406

Packaging: Full colour box





10 PLUMBING FITTINGS & HOMEWARES

The collection of Croydex plumbing fittings and homewares include click wastes, bins, light pulls and a range of other accessories. These products provide the perfect finishing touch to not only the bathroom, but other parts of the home.

PLUMBING FITTINGS & HOMEWARES

CONVERTA-PLUG

POP UP WASTE NOT WORKING? BROKEN PLUG AND CHAIN?

Convert your existing 'Plug and Chain' or 'Pop Up' to a modern 'Click Waste' in three easy steps!

STEP 1

Select the adapter that best suits your existing waste from the selection included.

STEP 2

Secure the adaptor in place using the tool provided.

STEP 3

Screw your new 'Click Plug' into the existing waste fitting and it's ready to use.



POP UP BASIN PLUG CONVERTA

- Upgrade your pop up plug to a push click plug
- No need to remove or disconnect your current waste
- Easy fit - no tools required
- Supplied with a range of adapters to suit most wastes
- Chrome plated ABS cover waste



CODE	FINISH
DG400141	Chrome

Packaging: Full colour box with euro slot

STANDARD BATH PLUG CONVERTA

- Upgrade your plug and chain to a push click plug
- No need to remove or disconnect your current waste
- Easy fit - no tools required
- Supplied with a range of adapters to suit most wastes
- Chrome plated ABS cover waste



CODE	FINISH
DG400441	Chrome

Packaging: Full colour box with euro slot

PLUMBING FITTINGS & HOMEWARES

BATHROOM ACCESSORIES

DRAIN UNCLOG TOOL

- Ideal for clearing blocked sinks, baths or shower wastes
- Simply insert in waste, twist and clear
- Perfect for getting into difficult drain spaces
- Extra long handles for more effective cleaning
- Five per pack



CODE	DIMENSIONS (L)
CC020100	455mm

Packaging: Polybag with with euro slot

TOILET ROLL HOLDER

- This simple design will suit any bathroom style
- Wipe clean finish
- White powder coated aluminium with plastic fixing plate
- All fixings included



CODE	FINISH	DIMENSIONS (HXWxD)
AK204022	White	116 x 150 x 10mm

Packaging: Polybag with euro slot

PLASTIC SHOWER CADDY

- Simple to fit, hook over design
- Self draining
- Multiple caddies can be hooked together for additional storage
- Wipe clean plastic
- Perfect for storage throughout the home
- Includes two integrated side hooks for added storage flexibility



CODE	FINISH	DIMENSIONS (HXWxD)
PA120822	White	260 x 260 x 85mm
PA120831	Grey	260 x 260 x 85mm

Packaging: Full colour label



BAMBOO BATH BENCH

- Contemporary design
- Holds a magazine and wine glass
- Fully adjustable to fit most bath tubs
- No assembly required



CODE	DIMENSIONS (HXWxD)
WA937379	40 x 700-1050 x 220mm

Packaging: Brown box with label

PLUMBING FITTINGS & HOMEWARES

BATHROOM ACCESSORIES

TOILET ROLL HOLDER

- Free standing toilet roll holder
- Chrome plated finish
- Holds three spare rolls
- Five year rust free guarantee*



CODE	DIMENSIONS (HXWXD)
QM263941	613 x 132 x 141mm

Packaging: Swing tag with euro hook

MATT BLACK & CHROME BATHROOM BUTLER

- Matt black powder coated mild steel multifunction butler
- Small round shelf with a non-slip self-adhesive pad
- Chrome toilet roll holder arm
- Additional storage for three spare toilet rolls
- Toilet brush and holder
- Tempered frosted glass divider
- Free-standing
- Simple self assembly
- All fixings included



CODE	FINISH	DIMENSIONS (HXWXD)
PA810041	Chrome	710mm x 220mm x 220mm

Packaging: White box with colour label

MATT BLACK & BAMBOO BATHROOM BUTLER

- Matt black powder coated mild steel multifunction butler
- Small round shelf with a non-slip self-adhesive pad
- Bamboo toilet roll holder arm
- Additional storage for three spare toilet rolls
- Toilet brush and holder
- Tempered frosted glass divider
- Free-standing
- Simple self assembly
- All fixings included



CODE	FINISH	DIMENSIONS (HXWXD)
PA810021	Black	710mm x 220mm x 220mm

Packaging: White box with colour label



PLUMBING FITTINGS & HOMEWARES

BATHROOM ACCESSORIES

ABS CHROME SHELF

- Chrome plated ABS
- Corrosion-resistant
- Contemporary design
- Screws to wall (all fixings included)




CODE	FINISH	DIMENSIONS (WXD)
PA155941	Chrome	226 x 226mm

Packaging: Full colour box

BATH RACK

- Fits most standard 700mm width baths
- Durable chrome plated mild steel
- Five year rust free guarantee*



CODE	FINISH	DIMENSIONS (HXWXD)
QM268041	Chrome	45 x 650 x 135mm

Packaging: Card wrap with euro slot

PEDESTAL STORAGE UNIT

- Make use of unused space under your washbasin
- Two shelves and a towel rail
- Durable mild steel construction with a high quality chrome plated finish
- Simple self-assembly format
- All fixings included



CODE	FINISH	DIMENSIONS (HXWXD)
AJ401341	Chrome	657 x 545 x 325mm

Packaging: White box with colour label




FREE STANDING THREE TIER STORAGE BASKET

- Three tier freestanding storage basket
- Chrome plated finish
- Five year rust free guarantee*



CODE	FINISH	DIMENSIONS (HXWXD)
QM264041	Chrome	663 x 253 x 162mm

Packaging: Swing tag with euro hook



PLUMBING FITTINGS & HOMEWARES

BATHROOM ACCESSORIES

SHOWER SHELF WITH WIPER BLADE

- Perfect for providing additional storage in the shower
- Removable basket inlay for easy cleaning
- Includes a removable shower screen wiper which is stored in the front of the shelf
- Maximum load: 3kg
- Screws to wall (all fixings included)




CODE	DIMENSIONS (HXWXD)
QM950022	53 x 290 x 120mm
Packaging: White box with colour label	

NEW

CORNER SHOWER SHELF WITH WIPER BLADE

- Perfect for providing additional corner storage in the shower
- Removable basket inlay for easy cleaning
- Includes a removable shower screen wiper which is stored in the front of the shelf
- Maximum load: 3kg
- Screws to wall (all fixings included)



CODE	DIMENSIONS (HXWXD)
QM950122	53 x 220 x 220mm
Packaging: White box with colour label	

NEW

FLEXI-FIX™ SQUEEGEE

- Keeps shower doors crystal clear
- Helps prevent the accumulation of mould and mildew on tiles and glass
- Screw or glue fixing
- Flexi-Fix™ hook
- Stainless steel blade holder with chrome plated handle
- 255mm Durable rubber blade
- All fixings and fittings included



CODE	FINISH	DIMENSIONS (W)
AJ402041	Chrome	255mm
Packaging: Full colour backing card		

DELUXE SQUEEGEE

- Stainless steel blade holder with chrome plated handle
- Helps prevent the accumulation of mould and mildew on tiles and glass
- 252mm Durable rubber blade
- blade
- Suction cup hook with chrome plated cover



CODE	FINISH	DIMENSIONS (W)
AJ401641	Chrome	252mm
Packaging: Header card with euro slot		

CLEAR SQUEEGEE

- Stainless steel blade holder with clear plastic handle
- Helps prevent the accumulation of mould and mildew on tiles and glass
- 256mm Durable rubber blade
- Suction cup hook



CODE	FINISH	DIMENSIONS (W)
AJ401741	Clear	256mm
Packaging: Header card with euro slot		

SQUEEGEE

- Includes B-Smart hook for easy storage
- Helps prevent the accumulation of mould and mildew on tiles and glass
- Rubberised handle for greater comfort
- Tape fix holder



CODE	DIMENSIONS (W)
PA110422	180mm
Packaging: Full colour box with euro slot	

PLUMBING FITTINGS & HOMEWARES

BATHROOM ACCESSORIES

LED ILLUMINATED COSMETIC MAGNIFYING MIRROR

- Chrome finish double sided mirror with LED illumination
- LED lighting around the edge of the mirror lights up both sides evenly and provides an all round even illumination of your face
- 3 x magnification on one side, with the other side featuring x 1 true view
- Freestanding adjustable mirror can be tilted backwards or forwards for a suitable angle
- On/off switch is located on the rim of the mirror
- Requires 4 x AAA batteries (Not included)



CODE	DIMENSIONS (HXWXD)
MM703000E	300 x 180 x 120mm
Packaging: White box with black and white label	

NEW

BRITANNIA SMALL ROUND MAGNIFYING MIRROR

- 2x Magnification mirror
- Adjustable arm and mirror tilt function allows greater flexibility
- Reversible
- 150mm Diameter
- Screws to wall (all fixings included)



CODE	DIMENSIONS (HXWXD)
QA103041	280 x 205 x 30mm
Packaging: Full colour box	

SHOWER MIRROR WITH RAZOR HOLDER

- Lightweight and easy to hold fog-free acrylic mirror
- Chrome plated hook with integrated razor holder
- Easy to remove mirror for shaving in the shower
- Easy to install with sticky pad (included)



CODE	DIMENSIONS (HXWXD)
AJ401841	Mirror: 202 x 153 x 2mm Hook: 60 x 36 x 32mm
Packaging: Blister pack with euro slot	

BRITANNIA RETRACTABLE CLOTHES LINE

- Stainless steel construction
- Strong self-retracting woven cord
- 2450mm Cord length
- All fixings included



CODE	DIMENSIONS (HXWXD)
QA108641	92 x 92 x 50mm
Packaging: Poly bag with colour header card	



PLUMBING FITTINGS & HOMEWARES

BATHROOM ACCESSORIES



BRITANNIA THREE LITRE PEDAL BIN

- Three litre capacity
- Removable inner bin
- Stainless steel pedal bin with high quality polished finish



CODE	FINISH	DIMENSIONS (HXWxD)
QA107205	Chrome	260 x 170 x 230mm

Packaging: White box with colour label

BRITANNIA FIVE LITRE PEDAL BIN

- Five litre capacity
- Removable inner bin
- Stainless steel pedal bin with high quality polished finish



CODE	FINISH	DIMENSIONS (HXWxD)
QA107305	Chrome	280 x 205 x 205mm

Packaging: White box with black and white label

THREE LITRE PEDAL BIN WITH SOFT CLOSE

- Three litre capacity
- Soft close pedal operation
- Removable polypropylene inner bin with carry handle for easy emptying
- Stainless steel
- Polished finish
- Easy to clean



CODE	FINISH	DIMENSIONS (HXWxD)
AJ657241	Chrome	260 x 170 x 230mm

Packaging: Box with colour label

FIVE LITRE PEDAL BIN WITH SOFT CLOSE

- Five litre capacity
- Soft close pedal operation
- Removable polypropylene inner bin with carry handle for easy emptying
- Stainless steel
- Polished finish
- Easy to clean



CODE	FINISH	DIMENSIONS (HXWxD)
AJ657341	Chrome	280 x 205 x 205mm

Packaging: Box with colour label

CO-ORDINATING BATHROOM BIN & TOILET BRUSH

- Bin – Five litre capacity
- Freestanding
- Toilet brush – Brush tip can be replaced
- White/grey colour combination



CODE	VARIANT	DIMENSIONS (HXWxD)
AJ670122	Bin	200 x 230 x 300mm
AJ500122	Toilet Brush	350 x 100mm

Packaging: Poly bag with colour label

PLUMBING FITTINGS & HOMEWARES

BATHROOM ACCESSORIES

3 LITRE MATT BLACK SOFT CLOSE PEDAL BIN

- Matt black powder coated finish to co-ordinate with other accessories
- 3 Litre capacity
- Soft close pedal operation
- Removeable polypropylene liner with easy carry handle
- Easy to wipe clean



CODE	FINISH	DIMENSIONS (HXWxD)
AJ657221	Black	258 x 168 x 168mm

Packaging: White box with colour label

5 LITRE MATT BLACK SOFT CLOSE PEDAL BIN

- Matt black powder coated finish to co-ordinate with other accessories
- 5 Litre capacity
- Soft close pedal operation
- Removeable polypropylene liner with easy carry handle
- Easy to wipe clean



CODE	FINISH	DIMENSIONS (HXWxD)
AJ657321	Black	275 x 205 x 205mm

Packaging: White box with colour label

MATT BLACK TOILET BRUSH & HOLDER

- Matt black powder coated finish to co-ordinate with other accessories
- Freestanding - no fixings required
- Handle, outer holder and flange made from powder coated mild steel
- Polypropylene inner & brush head
- Easy to wipe clean



CODE	FINISH	DIMENSIONS (HXWxD)
AJ700021	Black	384mm x 100mm x 100mm

Packaging: White box with colour label

SPARE TOILET BRUSH

- Replacement toilet brush
- Stainless steel handle
- Brush head diameter 7.5cm



CODE	DIMENSIONS (HXWxD)
AJ414801	365 x 75 x 75mm

Packaging: Polybag with header card

WHITE PLASTIC TOILET BRUSH

- Fresh white finish
- Freestanding
- Wipe clean



CODE	FINISH	DIMENSIONS (HXWxD)
AJ502022	White	365 x 101 x 101mm

Packaging: Shrink Wrapped with colour label

TO VIEW THE LATEST TOILET SEATS

SEE PAGE 66

PLUMBING FITTINGS & HOMEWARES

BATHROOM ACCESSORIES

AUTO CLOSING TOILET BRUSH

NEW

- Freestanding toilet brush and holder
- The canister opens with one sweep when you lift the brush
- When the brush is returned to the holder, the lid closes automatically
- Brushed stainless steel finish
- Attractive modern design complements any bathroom



CODE	FINISH	DIMENSIONS (HXWXD)
AJ900041	Brushed S/S	385 x 144 x 114mm

Packaging: White box with colour label

TOILET BRUSH & HOLDER

- Stainless steel toilet brush holder with polished finish
- Freestanding
- Features a stylish modern circular-hole design



CODE	FINISH	DIMENSIONS (HXW)
AJ400241	Polished S/S	380 x 95mm

Packaging: Full colour box

TOILET BRUSH & HOLDER

- Elegant and contemporary white and polished stainless steel finish toilet brush holder
- Freestanding
- Stainless steel handle and lid



CODE	FINISH	DIMENSIONS (HXW)
AJ400141	White & S/S	420 x 115mm

Packaging: Full colour box

SWIPER TOILET BRUSH

- Dual colour base designed to suit any bathroom
- Extra long handle allows a more hygienic clean
- Wiper blade technology
- Anti-bacterial silicone brush for improved hygiene
- Weighted base for anti-topple
- Freestanding



CODE	FINISH	DIMENSIONS (HXWXD)
AJ510022H	White & Grey	480 x 110 x 110mm

Packaging: Full Colour Box with Euro Hook

MODULAR TOILET BRUSH & HOLDER

- Stainless steel toilet brush holder with polished finish
- Freestanding
- Attractive modern design complements any bathroom



CODE	FINISH	DIMENSIONS (HXWXD)
QM112005	Polished S/S	380 x 100 x 100mm

Packaging: Full colour box

PLUMBING FITTINGS & HOMEWARES

HOUSEHOLD ACCESSORIES

TAP SWIRLITS

- Use to direct the water spray around the sink for easy cleaning
- Fits most 12-15mm (½" & ⅝") taps
- High quality products
- Wipe clean finish
- Natural rubber



CODE	VARIANT	DIMENSIONS
DH311110U	Straight	12.7mm/½" spout
DH310210U	Straight	19.05mm/¾" spout
DH314010U	Angled	12.7mm/½" spout
DH313110U	Rubaneck	12.7mm/½" spout

Packaging: Polybag with euro slot

SOAP HOLDERS

- Stops soap from slipping around when not in use
- Natural rubber
- High quality products
- Durable designs
- Wipe clean finish



CODE	VARIANT
AK167122	Rubagrip
AK200022	Magnetic

Packaging: Polybag with euro slot

CLOTH HOLDERS

- The clean and tidy way to store your tea towels and cloths
- High quality products
- Durable designs
- Wipe clean finish



CODE	VARIANT
DB361310U	Single
DB362110U	Double
DB361510U	Triple

Packaging: Polybag with euro slot

SELF PARKING PLUGS

- Durable self parking plugs, ideal replacement for bath or basin plugs, or perfect for travelling
- High quality products
- Wipe clean finish
- Natural rubber



CODE	VARIANT
DG300522U	Basin
DG300622U	Bath

Packaging: Polybag with euro slot

SINK PLUNGERS

- For sinks, basins and baths, these plungers clear blockages fast
- High quality products
- Wipe clean finish



CODE	SIZE
DK365131U	Medium
DK365531U	Large

Packaging: Card wrap

DOOR WEDGE

- This durable, slip-resistant door stop is an essential asset to any home
- High quality product
- Durable design
- Wipe clean finish
- Synthetic rubber



CODE
DJ609531U

Packaging: Polybag with euro slot

PLUMBING FITTINGS & HOMEWARES

SOAP DISPENSERS

WALL MOUNTED SOAP DISPENSER

NEW

- Ideal for economical use of liquid soaps, shower gels, shampoos, lotions and other liquid hygiene products
- Reduces bottle clutter
- Easy to refill
- Holds up to one litre of liquid
- Screw-to-wall
- All fixings included



CODE	FINISH	DIMENSIONS (HXWXD)
PA670100	Clear	175 x 100 x 95mm

Packaging: Full colour box

WALL MOUNTED SOAP DISPENSER

NEW

- Ideal for economical use of liquid soaps, shower gels, shampoos, lotions and other liquid hygiene products
- Reduces bottle clutter
- Dispenser slides into place on the wall bracket and can easily be removed for refilling & cleaning
- Holds up to 450ml of liquid
- Screw-to-wall
- All fixings included



CODE	FINISH	DIMENSIONS (HXWXD)
PA670222	White	190 x 60 x 80mm

Packaging: Full colour box

SLIMLINE WALL MOUNTED TRIPLE SOAP DISPENSER

NEW

- Ideal for economical use of liquid soaps, shower gels, shampoos, lotions and other liquid hygiene products
- Triple liquid storage reduces bottle clutter
- Holds up to 450ml of each liquid
- Dispenser slides into place on the wall bracket and can easily be removed for filling & cleaning
- Screw-to-wall
- All fixings included



CODE	FINISH	DIMENSIONS (HXWXD)
PA670322	White	190 x 183 x 80mm

Packaging: Full colour box

PLUMBING FITTINGS & HOMEWARES

HAND SANITISERS/SOAP DISPENSERS

EURO DISPENSER UNO

- Eliminates bottle clutter
- The pump pre-measures the right amount of liquid helping to avoid waste
- Fits in a corner or flat against the wall
- Lifts off wall bracket for easy filling
- Easy to fit on any surface
- All fixings included



CODE	FINISH	DIMENSIONS (HXWXD)
PA660522	White	200 x 80 x 80mm
PA660841	Chrome	200 x 80 x 80mm

Packaging: Full colour card with euro slot

EURO DISPENSER DUO

- Eliminates bottle clutter
- The pump pre-measures the right amount of liquid helping to avoid waste
- Fits in a corner or flat against the wall
- Lifts off wall bracket for easy filling
- Easy to fit on any surface
- All fixings included



CODE	FINISH	DIMENSIONS (HXWXD)
PA660622	White	200 x 130 x 80mm
PA660941	Chrome	200 x 130 x 80mm

Packaging: Full colour card with euro slot

EURO DISPENSER TRIO

- Eliminates bottle clutter
- The pump pre-measures the right amount of liquid helping to avoid waste
- Fits in a corner or flat against the wall
- Lifts off wall bracket for easy filling
- Easy to fit on any surface
- All fixings included



CODE	FINISH	DIMENSIONS (HXWXD)
PA660722	White	230 x 180 x 100mm
PA661041	Chrome	230 x 180 x 100mm

Packaging: Full colour card with euro slot

CHROME FOAM DISPENSER

- This foam dispenser is economical and makes your soap last longer
- Suitable for both bathroom and kitchen areas
- Fill the dispenser with 60% water, 20% liquid soap, lotion or conditioner and 20% air
- Easy to clean and fill
- 270ml total capacity



CODE	FINISH	DIMENSIONS (HXWXD)
PA661341	Chrome	165 x 65 x 85mm

Packaging: Full colour card with euro slot

TOUCHLESS INFRARED SANITISER

NEW

- Ideal for bathrooms, kitchens and laundry rooms
- Easy to refill: twist off and fill with your chosen soap or sanitiser
- Amount of liquid dispensed can be adjusted
- Holds 225ml of liquid
- Battery operated-requires 4x AAA batteries (not included)



CODE	FINISH	DIMENSIONS (HXWXD)
PA680150E	Chrome	184 x 72 x 105mm

Packaging: Full colour card with euro slot

TOUCHLESS XL INFRARED SANITISER

NEW

- Ideal for bathrooms, kitchens and laundry rooms
- Easy to refill: twist off and fill with your chosen soap or sanitiser
- Can be wall mounted
- Amount of liquid dispensed can be adjusted
- Holds 530ml of liquid
- Battery operated-requires 4x AAA batteries (not included)



CODE	FINISH	DIMENSIONS (HXWXD)
PA680160E	Chrome	220 x 84 x 154mm

Packaging: Full colour card with euro slot

PLUMBING FITTINGS & HOMEWARES

HAND SANITISERS/SOAP DISPENSERS

FOOT OPERATED FREE STANDING HAND SANITISER

NEW

- Touch free hand sanitiser operated by a foot pedal
- Matt black powder coated steel stand
- White 1 litre dispensing bottle
- Dispensing bottle can be removed for re-filling purposes



CODE	DIMENSIONS (HxWxD)
PA681100	1300 x 500 x 280mm
Packaging: Brown box	

FOOT OPERATED WALL MOUNTED HAND SANITISER

NEW

- Touch free hand sanitiser operated by a foot pedal
- Matt black powder coated steel stand
- White 1 litre dispensing bottle
- Dispensing bottle can be removed for re-filling purposes
- Can be screwed to wall or applied to the wall with the adhesive pads supplied



CODE	DIMENSIONS (HxWxD)
PA681200	970 x 144 x 150mm
Packaging: Brown box	

ELBOW DISPENSER

NEW

- Smooth elbow operated lever for simple dispensing
- Contemporary chrome plated steel casing with fresh white container
- Wall mounted design reduces bottle clutter on surfaces
- Easy to refill and clean
- Suitable for use in residential, professional or commercial settings
- Simple screw fix installation
- Holds 1 litre of liquid
- Can be used for any liquids including hand sanitiser, hand wash, shower gels and shampoos



CODE	FINISH	DIMENSIONS (HXWXD)
QM896741	White	260 x 93 x 100mm
Packaging: Full colour box		

ELBOW DISPENSER SPARE BOTTLE

NEW

- Holds 1 litre of liquid
- Easy to refill and clean
- Can be used for any liquids including hand sanitiser, hand wash, shower gels and shampoos



CODE	FINISH	DIMENSIONS (HXWXD)
QM896732	White	235 x 85 x 75mm
Packaging: Label		

WAVE DISPENSER

NEW

- Ideal for use in the shower, bathroom or kitchen
- Reduces bottle clutter helping you maintain a clean bathroom
- Streamlined wall mounted design
- Simple push dispensing action
- Eliminates waste by measuring the optimal amount of liquid
- Easy to refill and clean
- Quick and easy to install, no drilling required; adhesive pads and silicon holds firmly in place
- Holds 435ml of liquid
- Can be used to store any liquids such as hand wash, shower gels, lotions and shampoos



CODE	FINISH	DIMENSIONS (HXWXD)
PA680106	Silver	230 x 110 x 50-90mm
Packaging: Full colour box		

PLUMBING FITTINGS & HOMEWARES



PLUMBING FITTINGS & HOMEWARES

LIGHT PULLS

LIGHT PULL FEATURES

- One metre white cord included
- Simple to install, instructions included
- Available in a variety of finishes



FROSTED LIGHT PULL



CODE	FINISH	DIMENSIONS (H)
AJ387632	Frosted	65mm
Packaging: PET pack with euro slot		

CHROME EFFECT LIGHT PULL



CODE	FINISH	DIMENSIONS (H)
AJ357641	Chrome	70mm
Packaging: PET pack with euro slot		

CLASSIC LIGHT PULL



CODE	FINISH	DIMENSIONS (H)
AJ177641	White	75mm
Packaging: PET pack with euro slot		

BLANC LIGHT PULL



CODE	FINISH	DIMENSIONS (H)
AJ187641	White	70mm
Packaging: PET pack with euro slot		

PLUMBING FITTINGS & HOMEWARES

LIGHT PULLS

TEARDROP LIGHT PULL



CODE	FINISH	DIMENSIONS (H)
AJ207641	Chrome	75mm
Packaging: PET pack with euro slot		

TWIST LIGHT PULL



CODE	FINISH	DIMENSIONS (H)
AJ217641	Chrome	65mm
Packaging: PET pack with euro slot		

NOIR LIGHT PULL



CODE	FINISH	DIMENSIONS (H)
AJ247641	Black	70mm
Packaging: PET pack with euro slot		

PENCIL LIGHT PULL



CODE	FINISH	DIMENSIONS (H)
AJ257641	Chrome	85mm
Packaging: PET pack with euro slot		

PLAIN WHITE LIGHT PULL



CODE	FINISH	DIMENSIONS (H)
AJ370022	White	70mm
Packaging: PET pack with euro slot		

CUBE LIGHT PULL



CODE	FINISH	DIMENSIONS (H)
AJ287641	Chrome	70mm
Packaging: PET pack with euro slot		

PLUMBING FITTINGS & HOMEWARES

CISTERN LEVERS

CISTERN LEVER FEATURES

- Chrome finish cistern lever
- Suitable for handle action cisterns
- Simple to install, instructions included
- Coordinating light pulls available



CLASSIC CISTERN LEVER



CODE	FINISH
AJ292241	Chrome/White
Packaging: PET pack with euro slot	

BLANC CISTERN LEVER



CODE	FINISH
AJ302241	Chrome/White
Packaging: PET pack with euro slot	

TEARDROP CISTERN LEVER



CODE	FINISH
AJ322241	Chrome
Packaging: PET pack with euro slot	

NOIR CISTERN LEVER



CODE	FINISH
AJ332241	Chrome/Black
Packaging: PET pack with euro slot	

COMTEMPORARY CISTERN LEVER



CODE	FINISH
AJ342241	Chrome
Packaging: PET pack with euro slot	



TERMS & CONDITIONS

CROYDEX CONDITIONS OF SALE

These Conditions of Sale are applicable to the United Kingdom

These Conditions of Sale ("Conditions") govern all sales of goods (including any sales of spares) by Croydex a division of Norcros Group (Holdings) Limited, a company registered in England and Wales and whose registered office is situated at Ladyfield House, Station Road, Wilmslow, Cheshire SK9 1BU ("Croydex"), to you, the Buyer named on the Order. These Conditions shall govern the sale to the exclusion of all other terms or conditions and no conduct by Croydex shall constitute acceptance of any other terms or conditions. No variation of these conditions will bind unless it is made in writing and signed by a director of Croydex.

1 Basis of Sale

- 1.1 Croydex shall sell and the Buyer shall purchase the Goods as described in and in accordance with any Order signed by the Buyer, which is accepted by Croydex subject to these Conditions. For the purposes of these Conditions an "Order" shall be a written instruction to supply the Goods, which shall incorporate these Conditions and a "Contract" shall mean the Order and Croydex's acceptance of the Order.
- 1.2 Any estimates issued to the Buyer by Croydex may be withdrawn or varied at any time and unless otherwise specified shall be automatically withdrawn after 60 days. No binding contract shall in any event arise until the Buyer's signed Order has been accepted by Croydex and confirmed in writing by Croydex's authorised representative.
- 1.3 For the avoidance of doubt, if there is any conflict between any special terms and conditions agreed between Croydex and the Buyer in relation to the Contract and the terms and conditions set out in these Conditions, the special terms shall prevail.
- 1.4 Croydex's employees or agents are not authorised to make any representations concerning the Goods unless confirmed by Croydex in writing.
- 1.5 Any advice or recommendation given by Croydex or its employees or agents to the Buyer or its employees or agents as to the storage, application or use of the Goods which is not confirmed in writing by Croydex is followed or acted upon entirely at the Buyer's own risk, and accordingly, Croydex shall not be liable for any such advice or recommendation which is not so confirmed.
- 1.6 Any illustrations or descriptive material and other information contained in Croydex's brochures, advertising materials or elsewhere shall not form part of the Contract and shall be treated as approximate and for guidance only unless specifically stated otherwise. Croydex may at its discretion from time to time vary the design of the Goods from that advertised without notice to the Buyer provided that any such variations do not constitute material alterations to the Goods.
- 1.7 If a sample of the Goods has been supplied, exhibited or inspected by the Buyer, the Buyer acknowledges and agrees that such sample was exhibited and inspected solely to enable the Buyer to assess the general quality of the Goods and nothing in these Conditions shall be deemed to confirm that the Goods will correspond to any such sample. Where dimensions of rubber or plastic Goods are set out in any of Croydex's brochures, advertising materials or elsewhere, the Buyer acknowledges and agrees that where such Goods are extruded or moulded, such dimensions may not be exactly reproduced due to the production processes.

2 Orders and Specifications

- 2.1 The Buyer shall be responsible to Croydex for ensuring the accuracy of the terms of any Order (including any applicable specification) submitted by the Buyer and for giving Croydex any necessary information relating to the Goods within a sufficient time to enable Croydex to perform the Contract in accordance with its terms.
- 2.2 The quantity, quality and description of, and/or any specification for, the Goods shall be those set out in the estimate or Order signed by the Buyer and accepted by Croydex.
- 2.3 No Order which has been accepted by Croydex may be cancelled or varied by the Buyer except with the agreement in writing of Croydex and on terms that the Buyer shall indemnify Croydex in full against all loss (including loss of profit) costs (including the costs of all labour and materials used) damage, charges and expenses incurred by Croydex as a result of cancellation.

3 Price of the Goods

- 3.1 The price of the Goods shall be Croydex's quoted price or, where no price has been quoted, the price listed in Croydex's price list current at the date of acceptance of the Order.
- 3.2 Croydex reserves the right by giving notice to the Buyer at any time before delivery, to increase the price of the Goods to reflect any change in delivery dates, quantities or specifications for Goods which is requested by the Buyer, to reflect any uplift in the price of raw materials or such other similar reason or any delay caused by instructions of the Buyer or failure of the Buyer to give Croydex accurate information or instructions.
- 3.3 Unless otherwise agreed in writing between the Buyer and Croydex all prices are given by Croydex on an ex works basis and where Croydex agrees to deliver the Goods otherwise than at Croydex's premises, the Buyer shall be liable to pay Croydex's charges for transport, packaging and insurance.

- 3.4 The price is exclusive of any applicable Value Added Tax or any other tax, duty tariff or charge arising in the United Kingdom or elsewhere.
- 3.5 Where delivery is to take place outside of the United Kingdom the price is exclusive of any import duties, local taxes or other local charges which may be in force from time to time.

4 Payment Terms

- 4.1 Subject to any special terms in writing between the Buyer and Croydex, Croydex shall be entitled to invoice the Buyer with the price of the Goods (or part thereof) on or at any time after delivery of the Goods, unless the Goods are to be collected by the Buyer or the Buyer wrongfully fails to take delivery of the Goods, in which event Croydex shall be entitled to invoice the Buyer for the price at any time after Croydex has notified the Buyer that the Goods are ready for collection or (as the case may be) Croydex has tendered delivery of the Goods.
- 4.2 Subject to any special terms in writing between the Buyer and Croydex the Buyer shall pay the price of the Goods not later than 30 days after the date of the invoice relating to the Goods. The time of payment shall be of the essence of the Contract. All payments shall be made in full without deduction in respect of any set-off or counterclaim.
- 4.3 If the Buyer fails to make any payment on the due date then without prejudice to any other right or remedy available to Croydex, Croydex shall be entitled to:
 - (a) cancel the Contract or suspend any further deliveries to the Buyer;
 - (b) appropriate any payment made by the Buyer to such of the Goods (or the goods supplied under any other contract between the Buyer and Croydex) as Croydex may think fit (notwithstanding any purported appropriation by the Buyer); and
 - (c) charge the Buyer interest (both before and after any judgment) on the amount unpaid, at the rate of 5 per cent per annum over the base rate for the time being of HSBC Bank plc (such interest being deemed to accrue from day to day and being compounded on the last day of each calendar month) until payment is made. For the avoidance of doubt Croydex reserves the right to claim interest under the Late Payment of Commercial Debts (Interest) Act 1998.
- 4.4 The Buyer shall be solely responsible for any associated bank charges incurred by the Buyer in relation to the purchase of the Goods which for the avoidance of doubt shall include (without limitation) payments made on the basis of a letter of credit or any other similar charges.

5 Delivery

- 5.1 Delivery of the Goods shall be made by the Buyer collecting the Goods at Croydex's premises at any time after Croydex has notified the Buyer that the Goods are ready for collection or, if some other place for delivery is agreed by Croydex, by Croydex delivering the Goods to that place.
- 5.2 Croydex shall endeavour to deliver the Goods by the date(s) agreed but such date(s) is/are not guaranteed nor shall the time(s) for delivery be of the essence unless previously agreed by Croydex in writing. The date(s) quoted shall be extended by a reasonable period if there is any delay caused by industrial dispute or by any cause beyond the reasonable control of Croydex. Croydex shall under no circumstances be liable to compensate the Buyer in respect of late delivery.
- 5.3 Where the Goods are to be delivered in instalments, each delivery shall constitute a separate contract and failure by Croydex to deliver any one or more of the instalments in accordance with these Conditions or any claim by the Buyer in respect of any one or more instalments shall not entitle the Buyer to treat the Contract as a whole as repudiated.
- 5.4 If the Buyer fails to take delivery of the Goods or fails to give Croydex adequate delivery instructions at the time stated for delivery (otherwise than by reason of any cause beyond the Buyer's reasonable control or due to the fault of Croydex) then without prejudice to any other right or remedy available to Croydex, Croydex may:
 - (a) store the Goods until actual delivery and charge the Buyer for the reasonable costs (including insurance) of storage; or
 - (b) sell the Goods at the best price readily obtainable and (after deducting all reasonable storage and selling expenses) account to the Buyer for the excess over the price under the Contract or charge the Buyer for any shortfall below the price under the Contract.

6 Risk and Property

- 6.1 Risk of damage to or loss of the Goods shall pass to the Buyer:
 - (a) in the case of the Goods to be delivered at Croydex's premises (by the Buyer collecting the Goods), at the time when Croydex notifies the Buyer that the Goods are available for collection; or
 - (b) in the case of Goods to be delivered otherwise than at Croydex premises, at the time of delivery or, if the Buyer wrongfully fails to take delivery of the Goods, the time when Croydex has tendered delivery of the Goods.

TERMS & CONDITIONS

CROYDEX CONDITIONS OF SALE

- 6.2 Notwithstanding delivery and the passing of risk in the Goods, or any other provision of these Conditions, the property in the Goods shall not pass to the Buyer until Croydex has received in cash or cleared funds payment in full of the price of the Goods and all other goods agreed to be sold by Croydex to the Buyer for which payment is then due.
- 6.3 Until such time as the property in the Goods passes to the Buyer:
 - (a) in the case of Goods to be delivered otherwise than at Croydex's premises the Buyer shall hold the Goods as Croydex's fiduciary agent and bailee;
 - (b) shall keep the Goods separate from those of the Buyer and third parties and properly stored, protected, insured and identified as Croydex's property but the Buyer shall be entitled to resell or use in the ordinary course of its business; and
 - (c) (provided that the Goods are still in existence and have not been resold) Croydex shall be entitled at any time to require the Buyer to deliver up the Goods to Croydex and, if the Buyer fails to do so forthwith, to enter upon any premises of the Buyer or any third party where the Goods are stored and repossess the Goods.
- 6.4 The Buyer shall not be entitled to pledge or in any way charge by way of security for any indebtedness any of the Goods which remain the property of Croydex, but if the Buyer does so all monies owing by the Buyer to Croydex shall (without prejudice to any other right or remedy of Croydex) forthwith become due and payable.

7 Notification of Claims

- 7.1 Any claim for non-delivery of any Goods shall be notified in writing by the Buyer to Croydex within 7 days of the date of Croydex's invoice.
- 7.2 Any claim based on any defect in the quality or condition of the Goods or their failure to correspond with specification shall (whether or not delivery is refused by the Buyer) be notified to Croydex within 3 days from the date of the delivery or (where the defect or failure was not apparent on reasonable inspection) within a reasonable time after discovery of the defect or failure.
- 7.3 If delivery is not refused, and the Buyer does not notify Croydex of any claim in accordance with the provisions of this clause, the Buyer shall not be entitled to reject the Goods and Croydex shall have no liability for such defects or failure, and the Buyer shall be bound to pay the price as if the Goods had been delivered in accordance with the Contract.
- 7.4 Where the Goods are defective and the Buyer has notified Croydex in accordance with Clause 7.2 above, such Goods may be returned to Croydex by prior arrangement and the Buyer shall be entitled to avail itself of the remedies set out in Clause 8.

8 Warranties and Liabilities

- 8.1 Save as otherwise agreed in writing by Croydex from time to time, Croydex does not give to the Buyer any guarantees, conditions or warranties (including in respect of the quality of the Goods or the fitness for their purpose) whether express or implied by statute or common law or otherwise except that this clause shall in no way exclude any warranties, conditions or other terms where the Goods are sold to a person dealing as a consumer (within the meaning of the Unfair Contracts Terms Act 1977).
- 8.2 Croydex will be under no liability:
 - (a) in respect of any default in the Goods arising from any drawing, design or specification supplied by the Buyer;
 - (b) in respect of any defect arising from fair wear and tear, wilful damage, negligence, failure to follow Croydex's instructions (whether oral or in writing), misuse, alteration, or repair of the Goods without Croydex's approval;
 - (c) under any other warranty, condition or guarantee if the total price for the Goods has not been paid by the due date for payment.
 - (d) for any defect arising following the installation of any spare, consumable or other part not purchased from Croydex or any defect following any servicing, modification or other work not carried out by Croydex.
- 8.3 Subject as expressly provided in these Conditions all warranties, conditions or other terms implied by statute or common law are excluded to the fullest extent permitted by law.
- 8.4 Where any valid claim in respect of any of the Goods which is based on any defect in the quality or condition of the Goods or their failure to meet specification is notified to Croydex in accordance with these Conditions, Croydex shall, at its sole discretion, replace or repair the Goods (or the part in question) free of charge or refund the price paid for the Goods by the Buyer but Croydex shall have no further liability to the Buyer.
- 8.5 Except in respect of death or personal injury caused by Croydex's negligence, Croydex shall not be liable to the Buyer by reason of any representation (other than fraudulent misrepresentation) or any implied warranty, condition or other term, or any duty at common law, or under the express terms of the Contract for any consequential loss or damage (whether for loss of profit or otherwise), costs, expenses, or other claim for consequential compensation whatsoever (and whether caused by the negligence of Croydex, its employees or agents or otherwise) which arises out of or in connection with the supply of the Goods or their resale by the Buyer, except as expressly provided in these Conditions.

- 8.6 The Buyer shall indemnify Croydex and keep Croydex fully indemnified on demand against any loss of or damage to any property or injury to or death of any person caused by any negligent act or omission or breach of these Conditions by the Buyer, its employees, agents or sub-contractors.

9 Force Majeure

- 9.1 Croydex shall not be liable to the Buyer or be deemed to be in breach of the Contract by reason of any delay in performing, or any failure to perform, any of Croydex's obligations in relation to the Goods, if the delay or failure was due to any cause beyond Croydex's reasonable control. Without prejudice to the generality of the foregoing, the following shall be regarded as causes beyond Croydex's reasonable control:
 - (a) Act of God, explosion, flood, tempest, fire or accident;
 - (b) strikes, lock-outs or other industrial actions or trade disputes (whether involving employees of Croydex or third parties);
 - (c) war or threat of war, sabotage, insurrection, civil disturbance or requisition;
 - (d) import or export regulations or embargoes;
 - (e) difficulties in obtaining raw materials, labour, fuel, parts or machinery;
 - (f) power failure or breakdown in machinery.

10 Indemnity and Intellectual Property Right Ownership

- 10.1 The Buyer acknowledges that all technical data, drawings, reports and any other information of documents whatsoever (the "Croydex Documentation") which Croydex submits to the Buyer in the course of or prior to the execution of this Contract remains the property of Croydex and the copyright and any other intellectual property rights in the Croydex Documentation remains vested at all times in Croydex. The Buyer further agrees that the Croydex Documentation may not be used except in connection with the operation, maintenance and use of the Goods and may not be disclosed to any third parties.
- 10.2 The Buyer agrees that it will not at any time, without the prior written consent of Croydex, manufacture or have manufactured any goods in imitation of the Goods and it will not at any time dispute or assist any other person to dispute the validity of any intellectual property rights (whether registered or unregistered) in the Goods.
- 10.3 The Buyer shall indemnify and keep Croydex indemnified against all costs, expenses, damages and demands incurred by Croydex in respect of:
 - (a) any alleged infringement of the patents, trade marks, copyright, design or other intellectual property rights used by Croydex at the request of the Buyer;
 - (b) any alleged breach or infringement of any statute or regulation concerning the preparation, marketing and distribution of the Goods sold by the Buyer;
 - (c) any alleged breach of any statute relation to trade descriptions or weights and measures where Croydex relies or has relied upon information relating thereto or labels provided by the Buyer, and the breach does not arise from the negligence or default of Croydex;
 - (d) any claims arising and made under the Consumer Protection Act 1987 and which arise by reason of or in connection with a defect in the Goods or in the end product manufactured and/or supplied by the Buyer in which the Goods are comprised, which defect is attributable either to the compliance by Croydex with the instructions given by the Buyer or to the Buyer's design of the end product.
- 10.4 The Buyer shall not without the prior written consent of Croydex:
 - (a) alter or make any addition to the labelling or packaging of the Goods displaying trade marks of Croydex or other intellectual property rights belonging to Croydex;
 - (b) alter, deface or remove in any manner any reference to trade marks of Croydex, any reference to Croydex or any other name attached or affixed to the Goods or their packaging or labelling;
 - (c) use any trade marks of Croydex or any other intellectual property rights provided on packaging or labelling of the Goods in any other way other than in respect of onward sales of the Goods;
 - (d) use any trade marks or images confusingly similar to the trade marks or intellectual property rights supplied on packaging or labelling on the Goods;
 - (e) use trade marks supplied on the Goods' packaging or labelling or any word confusingly similar to any of the same as, or as part of, its corporate or trading name;
 - (f) apply for or obtain registration of any of the trade marks used on or supplied on the packaging or labelling of the Goods (or any trade or service mark which comprises of such trade marks or any confusingly similar word or words or logo) for any goods or services in any country;
 - (g) do or omit to do anything which may diminish or devalue:
 - (i) the reputation, image or prestige of; or
 - (ii) Croydex's rights in or to; or
 - (iii) impair any registration of any of the trade marks or intellectual property rights used on or supplied with the Goods.
- 10.5 The Buyer shall promptly give notice in writing to Croydex if it becomes aware that there is any infringement or suspected infringement of the trade marks or other intellectual property rights supplied or used on the packaging or labelling and in instances where the disposal of the Goods infringes the rights of any third party.

TERMS & CONDITIONS

CROYDEX CONDITIONS OF SALE

- 10.6 In the case of any matter falling within clause 10.5 above:
- (a) Croydex shall in its absolute discretion determine what action if any shall be taken;
 - (b) Croydex shall have sole control over and shall conduct any action as it shall deem necessary in pursuance of clause 10.6 (a);
 - (c) the Buyer shall have no right to make any demands or bring any claim, effect any settlements or take any other action in respect of any infringement or suspected infringement without Croydex's prior consent (in writing and signed by a duly authorised representative); and
 - (d) Croydex shall pay all costs in connection with any such action and shall be entitled to all damages and other sums which may be paid or awarded as a result of any such action.

11 Insolvency of Buyer

- 11.1 If:
- (a) the Buyer makes any voluntary agreement with its creditors or becomes subject to an administration order or (being an individual or firm) becomes bankrupt or (being a company) goes into liquidation (otherwise than for the purposes of a solvent amalgamation or reconstruction);
 - (b) an encumbrancer takes possession, or a receiver is appointed, over any of the property or any assets of the Buyer;
 - (c) the Buyer ceases, or threatens to cease, to carry on business;
 - (d) Croydex reasonably apprehends that any of the events mentioned above is about to occur in relation to the Buyer and notifies the Buyer accordingly; or
 - (e) the Buyer is in material breach of these Conditions and has failed to remedy such breach (in the case of a breach capable of being remedied) within 30 days of receiving a notice requiring it to do so, Croydex shall be entitled to cancel the Contract or suspend any further deliveries under the Contract or provision of installation services without liability to the Buyer, and if the Goods have been delivered but not paid for the price shall become immediately due and payable notwithstanding any previous agreement or arrangement to the contrary.

12 Confidentiality

- 12.1 Each party shall treat as confidential all information obtained from the other under this Contract and shall not divulge such information to any person (except to such party's own employees and then only to those employees who need to know the same) without the other party's prior written consent provided that this clause shall not extend to information which was rightfully in the possession of such party prior to the commencement of the negotiations leading to this Contract, which is already public knowledge or becomes so at a future date (otherwise than as a result of a breach of this clause) or which becomes known to such party from a source other than the other party to this Contract. Each party shall ensure that its employees are aware of and comply with the provisions of this clause. If Croydex shall appoint any sub-contractor then Croydex may disclose confidential information to such sub-contractor subject to such sub-contractor giving the Buyer an undertaking in similar terms to the provisions of this clause. The foregoing obligations as to confidentiality shall survive any termination of this Contract.

13 General

- 13.1 Any notice to either party under these Conditions shall be in writing by or on behalf of the party giving it and shall, unless delivered to a party personally, be left at or sent by prepaid first class post, prepaid recorded delivery, telex, facsimile or email to the address of the party as notified in writing from time to time.
- 13.2
- (a) Either party may, in whole or in part, compound, waive or postpone, in its absolute discretion, any liability owed to it or right granted to it under the Contract by the other party without in any way prejudicing its rights in respect of any other liability or right so released, compounded, compromised, waived or postponed.
 - (b) No single or partial exercise or failure or delay in exercising any right, power or remedy by either party shall constitute a waiver by that party of, or impair or preclude any further exercise of that or any right, power or remedy arising under the Contract or otherwise.

- 13.3 To the extent that any provision of these Conditions is found by any court or competent authority to be invalid, unlawful or unenforceable in any jurisdiction, that provision shall be deemed not to be a part of these Conditions, it shall not affect the enforceability of the remainder of these Conditions nor shall it affect the validity, lawfulness or enforceability of that provision in any other jurisdiction.
- 13.4 Any reference in these Conditions to any provision of a statute shall be construed to that provision as amended, re-enacted or extended at the relevant time.
- 13.5 The headings in these Conditions are for convenience only and shall not affect their interpretation.
- 13.6 For the purposes of section 1(2) of the Contracts (Rights of Third Parties) Act 1999 the parties state that they do not intend any term of these Conditions to be enforced by third parties but any third party right which exists independently of that Act is preserved.

14 Governing law and jurisdiction

- 14.1 These Conditions shall be governed by and construed in accordance with English law.
- 14.2 Each of the parties irrevocably submits for all purposes in connection with these Conditions to the exclusive jurisdiction of the courts of England.

"Any illustrations or descriptive material and other information contained in Croydex's brochures, advertising materials or elsewhere shall not form part of the Contract and shall be treated as approximate and for guidance only unless specifically stated otherwise. Croydex may at its discretion from time to time vary the design of the Goods from that advertised without notice to the Buyer provided that any such variations do not constitute material alterations to the Goods."

Conditions of Sale

This price list supercedes all previous editions. Applicable to U.K. sales only. For sales outside the U.K. please see the relevant price lists.

Carriage Paid Terms

Area	NET minimum order value (Excl. VAT)	Carriage surcharge (Excl. VAT)	Standard delivery lead times
UK mainland	£100.00	£6.60	2 working days
Scottish Highlands (Customers with the following postcodes: IV, KW1 to KW14, PA34, PA37 to PA39, PH19 to PH26, PH30 to PH41, PH49 to PH50.)	£250.00	£27.50	3 working days
Channel Islands	£250.00	£27.50	3 working days
Northern Ireland	£250.00	£27.50	3 working days
Republic of Ireland	€250.00	€27.50	5 working days

- * A carriage surcharge will be applied to all orders below the NET minimum order value.
- ** For pricing on priority delivery service please contact our customer services team on 01264 365881.

May 2022

WHAT OUR PRODUCTS STAND FOR

OUR NEW CATALOGUE CONTAINS A NUMBER OF COLOUR CODED SYMBOLS AND LOGOS TO HELP YOU UNDERSTAND SOME OF THE MAIN FEATURES AND BENEFITS OF OUR NEW AND EXISTING

PRODUCTS. PLEASE FIND BELOW A DESCRIPTION OF THESE SYMBOLS TO ENABLE YOU TO LOOK OUT FOR THEM AS YOU BROWSE THE PRODUCT DETAILS.



Flexi-Fix™ Toilet Seats

A wide range of adjustability ensures the hinges always align with the holes in your toilet pan and can even be installed from above or below the toilet.



Flexi-Fix™

Always fits, never slips toilet seat, designed for easy installation.



Flexi-Fix™ Accessories

The Flexi-Fix concept uses a unique bracket that is so universal it can be used when replacing the majority of existing bathroom accessories by utilising the same fixing holes irrespective of spacing or alignment.



Sit-Tight™

The 'Double-Fixed' toilet seat, designed to prevent seat movement.



Sit-Tight™

The 'Double-Fixed' toilet seat has been designed to never come loose. Using an adhesive pad and screw fixing system to secure the toilet seat hinges in place, your toilet seat is ready to use straight away with no more movement.



Soft Close

Soft close hinges prevent the seat from slamming closed.



Anti-Bacterial

Anti-bacterial treatment prevents the growth of bacterial on the product including E-Coli, Listeria, Salmonella and MRSA. Protects the product against odours, staining and other degradation caused by, and reduces the risk of cross-contamination. In most cases the anti-bacterial treatment is also effective against moulds, mildew and viruses, including coronavirus. The anti-bacterial treatment is permanently added to the product during manufacture and is effective for the whole life of the product. Products carrying the Hygiene 'n' Clean logo are fresher, safer and more hygienic than similar untreated products.



Stick 'n' Lock™

Combines both screw fix technology and an adhesive pad system, allowing the complete range of wall mounted accessories to be used anywhere in the home.



Quick Release

Allows the seat to be removed easily, for cleaning.



Press 'n' Lock™

Suction fix technology; no drills, screws or glue required. Ideal for any flat, shiny glazed tiles or smooth glass surfaces.



Top Fix

Allows the seat to be fitted from above.



Easy Fix

No tools required to secure toilet seat.



Flexi-Fix™

The Flexi-Fix™ bracket allows you to fit wall mounted cabinets and mirrors in a simple and safe way, using a patented system developed by our very own design team.



Anti-Microbial

Anti-microbial treatment prevents the growth of bacteria, fungi, mould, mildew and algae on the product, including E-Coli, Listeria, Salmonella, MRSA and Aspergillus niger (black mould). Protects the product against odours, staining and other degradation, and reduces the risk of cross-contamination. In most cases the anti-microbial treatment is also effective against viruses, including coronavirus. The anti-microbial treatment is permanently added to the product during manufacture and is effective for the whole life of the product. Products carrying the Hygiene 'n' Clean logo are fresher, safer and more hygienic than similar untreated products.



Rust Free

The high quality plating and material used means we can offer rust free warranties on a variety of wire-ware products and all come with a five year, ten year or lifetime guarantee.



Vari-Fit™

A flexible mounting system which allows existing screw holes to be re-used, no additional drilling is required.



Eco Function

Supplied with an optional water saving device that reduces water usage by up to 50%.

WHAT OUR PRODUCTS STAND FOR

THE FOLLOWING PRODUCTS WITHIN THIS CATALOGUE ARE PATENTED OR HAVE PATENTS PENDING.*

*Information correct at time of print

PRODUCT	NUMBER
FLEXI-FIX™	British Patent Number GB2482737 European Patent Application Number 11739132.6 United States Patent Number US9521906 Australian Patent Number 2011288265
SIT-TIGHT™	British Patent Number 1304506.7
GRAB 'N' GRIP	British Patent Number 1203936.8
TWIST 'N' LOCK™	British Patent Number GB2373019 British Patent Number GB2403505
TWIST 'N' LOCK™	British Patent Number GB2426784 European Patent Number 06743992.7
TWIST 'N' LOCK PLUS™	United States Patent US8132766 US8333354
STICK 'N' LOCK PLUS™	British Patent Number GB2488602 European Patent Application Number 12704544.1 Australian Patent Number 2012226592 United States Patent US-2014-0084118-A1
HANG 'N' LOCK™	British Patent Number GB2427119
HANG 'N' LOCK II™	British Patent GB2498380

MANY NEW PRODUCTS IN OUR RANGE ARE ALSO GOING THROUGH THE PATENT APPLICATION PROCESS.*

PRODUCT	NUMBER
SAFEFLUSH	European Patent Number EP1835833
UNFOLD 'N' FIT	British Patent Number GB2459246
SECURA	British Patent GB2468654
SECURA MK11	British Patent Application 1416674.8
STICK 'N' LOCK™ SHOWER ROD	British Patent Application 1416102
SPACE SAVER ROD	British Patent Number GB2501453
PEBBLES BATH MAT	Registered Design 4013859
BUBBLES BATH MAT	Registered Design 4017056/7 Registered Community Design 1830639-001
BUBBLES SHOWER MAT	Registered Community Design 1830639-002
SECURA	Registered Design 4016963
UNION FLAG	Registered British Design 4022720
SWIVEL CABINET	Registered British Design 001774506-0001/2
FLEXI-FIX™ SHOWER SCREEN	British Patent Application Number GB1615921.2
FLEXI-FIX™ TOILET SEAT	British Patent Application Number GB1601715.4
FOUR HOLE TOILET SEAT BAR HINGE	British Patent Application Number GB1718210.6

APPENDIX

- RODS & RAILS** 12
- WALL MOUNTED ACCESSORIES** 86
- SHOWER CURTAINS** 24
- SEMI-PERMANENT ACCESSORIES** 120
- SHOWERS & SHOWER ACCESSORIES** 34
- MIRRORS & CABINETS** 128
- BATH MATS & PILLOWS** 58
- INCLUSIVE PRODUCTS** 148
- TOILET SEATS & BATH PANELS** 66
- PLUMBING FITTINGS & HOMEWARES** 160



FSC®

Any item that includes this logo in its description includes wood from well managed forests and other controlled sources certified by the Forest Stewardship Council®. By buying products with the FSC label you are supporting the growth of responsible forest management worldwide. The mark of responsible forestry.



WATER LABEL

The BMA Water Label is a voluntary scheme and is open to all companies who manufacture or sell product in the UK and Europe that meets the criteria for water efficiency products as defined by technical experts within the bathroom industry.




ISO 9001 CERTIFIED QUALITY MANAGEMENT SYSTEM


Accreditation to the prestigious ISO 9001 : 2015 Standard demonstrates our commitment to effectively manage our processes to meet our customers' requirements and continually improve our business. Certified by BSI.

FS649804

NOTES



NOTES






Croydex
THINK BATHROOMS

Tel: +44 (0) 1264 365881
Sales: sales@croydex.co.uk
Helpline: info@croydex.co.uk
www.croydex.com

 twitter.com/@croydex
 facebook.com/@croydex
 instagram.com/@croydex

Croydex is a division of Norcross Group (Holdings) Limited,
Central Way, Andover. Hampshire SP10 5AW, UK